


ASSESSMENT OF ATTAINMENT FOR PROGRAMME OUTCOME

Course Name	Course Code	CO Attainment	PO 1	PO 2	PO 3	PO 4	PO 5	PO 6	PO 7
Algebra and Trigonometry	B-126	3	2.26	1.69	1.50	1.50	2.26	1.50	2.44
Calculus	B-127	3	2.67	1.33	1.14	1.53	1.91	1.91	2.67
Geometry and Vector Calculus	B-128	3	2.59	1.11	1.30	1.67	1.85	1.48	2.78
Linear Algebra and Matrices	B-226	3	2.88	1.92	1.92	1.92	1.92	1.54	1.73
Diff. Eq. and Integral Transform	B-227	3	2.78	1.11	0.93	0.93	1.85	0.37	1.85
Mechanics	B-228	3	2.87	1.53	0.96	0.96	1.91	1.91	2.87
Analysis	B-326	3	2.14	1.43	0.71	1.43	1.43	1.43	2.14
Linear Programming	B-327	3	2.23	1.19	0.74	2.23	1.49	1.78	2.23
Numerical Methods & Computer Fundamentals	B-328	3	2.46	1.31	0.82	1.15	2.46	1.80	2.46
Inorganic Chemistry	B-106	3	2.65	0.88	0.88	1.77	1.77	1.77	2.65
Organic Chemistry	B-107	3	2.72	1.13	1.13	1.59	1.59	1.36	2.49
Physical Chemistry	B-108	3	2.28	1.37	1.60	2.28	1.60	1.37	2.51
Inorganic Chemistry	B-206	3	2.62	0.87	0.87	1.75	1.75	1.75	2.62
Organic Chemistry	B-207	3	2.77	1.15	1.15	1.62	1.62	1.39	2.54
Physical Chemistry	B-208	3	2.04	1.23	1.43	2.04	1.43	1.23	2.25
Inorganic Chemistry	B-306	3	2.43	0.81	0.81	1.62	1.62	1.62	2.43
Organic Chemistry	B-307	3	2.63	1.10	1.10	1.53	1.53	1.32	2.41
Physical Chemistry	B-308	3	2.12	1.27	1.48	2.12	1.48	1.27	2.33
Mechanics and Wave Motion	B-116	3	2.94	1.72	2.45	2.21	2.94	2.45	2.70
Kinetic Theory & Thermodynamics	B-117	3	2.78	1.39	1.62	1.39	2.32	2.78	2.55
Circuit Fundamental and Basic Electronics	B-118	3	2.82	1.41	1.18	0.94	2.59	2.12	2.82
Physical optics and Laser	B-216	3	2.42	0.81	1.61	1.41	2.22	2.22	2.22
Electro Magnetism	B-217	3	2.15	1.08	1.61	1.25	1.97	1.79	1.97
Element of Quantum Mech. & Atomic and molecular Spectra	B-218	3	2.13	0.71	1.95	1.07	1.78	1.24	1.78
Relativity & Statistical Physics	B-316	3	2.66	1.33	1.33	1.33	2.22	1.55	2.44
Solid State & Nuclear Physics	B-317	3	2.80	1.63	1.63	1.63	2.57	1.87	2.33

Co-ordinator
IQAC, Shri Ram College,
Muzaffarnagar

Chairman
IQAC, Shri Ram College,
Muzaffarnagar



Solid State Electronics	B-318	.3	2.49	1.66	1.66	1.66	2.28	2.28	2.28
PO Attainment through Results			2.53	1.27	1.32	1.57	1.94	1.67	2.39

80 % of PO Attainment through results (A)			2.02	1.01	1.05	1.26	1.55	1.34	1.91
Alumni Survey			2	2	2	2	3	2	1
10 % of Alumni Survey (B)			0.2	0.2	0.2	0.2	0.3	0.2	0.1
Employer/ Professional Survey			2	2	2	2	2	2	1
10 % of Employer Survey (C)			0.2	0.2	0.2	0.2	0.2	0.2	0.1
PO Attainment Value A+B+C			2.42	1.41	1.45	1.66	2.05	1.74	2.11
Target Value			2.06	1.98	1.82	1.80	1.91	1.39	1.25
Gap Value			0.36	-0.57	-0.37	-0.14	0.14	0.35	0.86
Programme Attainment Status			yes	yes	yes	yes	yes	yes	yes

GAP MANAGEMENT STRATEGY FOR PROGRAMME OUTCOMES

PO	GAP VALUE	STRATEGY
PO1	0.36	
PO2	-0.57	WILL WORK TO ENHANCE APPLICATION OF KNOWLEDGE
PO3	-0.37	WILL WORK FOR PROBLEM ANALYSIS
PO4	-0.14	WILL WORK FOR PROBLEM ANALYSIS
PO5	0.14	
PO6	0.35	
PO7	0.86	



Co-ordinator
IQAC, Shri Ram College,
Muzaffarnagar

Chairman
IQAC, Shri Ram College,
Muzaffarnagar

Logga

ASSESSMENT OF ATTAINMENT FOR PROGRAMME OUTCOME

Course Name	Course Code	CO Attainment	PO 1	PO 2	PO 3	PO 4	PO 5	PO 6	PO 7
Inorganic Chemistry	B-106	3	2.65	0.88	0.88	1.77	1.77	1.77	2.65
Organic Chemistry	B-107	3	2.72	1.13	1.13	1.59	1.59	1.36	2.49
Physical Chemistry	B-108	3	2.28	1.37	1.60	2.28	1.60	1.37	2.51
Inorganic Chemistry	B-206	3	2.62	0.87	0.87	1.75	1.75	1.75	2.62
Organic Chemistry	B-207	3	2.77	1.15	1.15	1.62	1.62	1.39	2.54
Physical Chemistry	B-208	3	2.04	1.23	1.43	2.04	1.43	1.23	2.25
Inorganic Chemistry	B-306	3	2.43	0.81	0.81	1.62	1.62	1.62	2.43
Organic Chemistry	B-307	3	2.63	1.10	1.10	1.53	1.53	1.32	2.41
Physical Chemistry	B-308	3	2.12	1.27	1.48	2.12	1.48	1.27	2.33
Diversity of Viruses, Bacteria and Fungi	B-101	3	2.00	1.11	2.22	1.77	1.11	2.22	1.33
Diversity of Algae, Lichens and Bryophytes	B-102	3	1.41	1.87	2.34	1.87	1.87	2.34	1.41
Diversity of Pteridophytes and Gymnosperms	B-103	3	1.54	1.32	1.76	1.76	1.32	1.98	1.76
Diversity of Angiosperms, Systematics, Dev. and Reproduction	B-201	3	2.65	1.33	1.77	1.77	1.55	1.77	1.55
Cytology, Genetics, Evolution & Ecology	B-202	3	1.99	1.55	1.55	1.77	1.55	2.21	1.55
Plant Physiology and Biochemistry	B-203	3	2.37	1.89	1.89	1.89	1.66	2.13	2.13
Plant Res. Utilization, Pathology, Plant Pathology and Biostatistics	B-301	3	1.73	1.73	1.38	1.38	1.04	1.73	1.38
Molecular Biology and Biotechnology	B-302	3	1.99	1.63	1.45	1.81	1.27	1.63	1.45
Environmental Botany	B-303	3	1.61	1.41	1.61	1.61	1.61	1.61	1.61
Lower Non-Chordates	B-120	3	2.28	1.14	2.05	1.82	2.05	2.50	2.50
Higher Non-Chordates	B-121	3	2.25	1.58	2.48	2.25	1.80	2.03	1.80
Cell Biology and Genetics	B-122	3	2.83	1.42	2.83	1.89	1.89	2.36	2.36
Chordates	B-220	3	1.93	1.45	1.69	2.41	1.20	2.41	2.41
Animal Distribution, Evo. And Dev. Biology	B-221	3	1.29	1.72	2.15	1.94	1.94	2.15	1.72
Physiology and Biochemistry	B-222	3	1.31	1.74	1.74	1.52	1.96	1.74	1.74
Applied and Economic Zoology	B-320	3	2.24	1.57	2.02	1.79	2.24	1.79	1.57
Biotechnology, Immunology, Biological tools and Biostatistics	B-321	3	1.78	1.78	1.78	1.78	1.43	1.43	1.43


Co-ordinator
IQAC, Shri Ram College,
Muzaffarnagar


Chairman
IQAC, Shri Ram College,
Muzaffarnagar



Ecology, Microbiology, Animal behaviour, Pollution and Toxicology	B-322	3	1.81	1.27	1.81	1.81	1.63	1.99	1.09
PO Attainment through Results			2.12	1.38	1.66	1.82	1.61	1.82	1.96
80 % of PO Attainment through results (A)			1.70	1.10	1.33	1.46	1.29	1.45	1.57
Alumni Survey			2	2	2	2	3	2	1
10 % of Alumni Survey (B)			0.2	0.2	0.2	0.2	0.3	0.2	0.1
Employer/ Professional Survey			2	2	2	2	2	2	1
10 % of Employer Survey (C)			0.2	0.2	0.2	0.2	0.2	0.2	0.1
PO Attainment Value A+B+C			2.10	1.50	1.73	1.86	1.79	1.85	1.77
Target Value			2.06	1.98	1.82	1.80	1.91	1.39	1.25
Gap Value			0.04	-0.48	-0.09	0.06	-0.12	0.46	0.52
Programme Attainment Status			yes	yes	yes	yes	yes	yes	yes

GAP MANAGEMENT STRATEGY FOR PROGRAMME OUTCOMES

PO	GAP VALUE	STRATEGY
PO1	0.04	
PO2	-0.48	WILL WORK FOR PROBLEM ANALYSIS
PO3	-0.09	WILL WORK TO ENHANCE APPLICATION OF KNOWLEDGE
PO4	0.06	
PO5	-0.12	WILL WORK TO ENHANCE APPLICATION OF KNOWLEDGE
PO6	0.46	
PO7	0.52	




 Co-ordinator
 IQAC, Shri Ram College,
 Muzaffarnagar


 Chairman
 IQAC, Shri Ram College,
 Muzaffarnagar



SHRI RAM COLLEGE, MUZAFFARNAGAR

DEPARTMENT OF AGRICULTURE

Session:2020-21

Name of Programme: B.Sc Agriculture

Name of Course/ Subject: Principal of Agronomy

Semester: 1st Sem

Assessment of Students

S.N.	Student Roll Number	External Marks 75	External Marks (A) on the scale of 70	Unit Test Marks 40	Unit Test (B) on the scale of 30	Total Direct Assessment (A+B)=C 100	70% of C=D	Indirect Assessment			Total of indirect assessment (E) 50	30% of E = (F) 15	Test Assessment (D+F)= G 85	Percentage of Marks out of 85 G*100/85	Weightage
								Assignment 20	Attendance 20	Behavior/ Attitude 10					
1.	200225126001	33	30.8	25	18.75	49.6	34.7	14	12	7	33.0	9.9	44.6	52.5	2
2.	200225126002	36	33.6	23	17.25	50.9	35.6	12	14	6	32.0	9.6	45.2	53.2	2
3.	200225126003	44	41.1	24	18	59.1	41.3	14	15	5	34.0	10.2	51.5	60.6	3
4.	200225126004	46	42.9	20	15	57.9	40.6	11	12	8	31.0	9.3	49.9	58.7	2
5.	200225126005	27	25.2	21	15.75	41.0	28.7	9	14	5	28.0	8.4	37.1	43.6	2
6.	200225126006	45	42.0	26	19.5	61.5	43.1	15	12	6	33.0	9.9	53.0	62.3	3
7.	200225126007	36	33.6	23	17.25	50.9	35.6	12	14	8	34.0	10.2	45.8	53.9	2
8.	200225126008	42	39.2	24	18	57.2	40.0	16	12	7	35.0	10.5	50.5	59.5	2
9.	200225126009	47	43.9	24	18	61.9	43.3	14	11	5	30.0	9.0	52.3	61.5	3
10.	200225126010	41	38.3	26	19.5	57.8	40.4	15	10	9	34.0	10.2	50.6	59.6	2
11.	200225126011	42	39.2	19	14.25	53.5	37.4	16	14	5	35.0	10.5	47.9	56.4	2
12.	200225126012	38	35.5	26	19.5	55.0	38.5	17	12	4	33.0	9.9	48.4	56.9	2
13.	200225126013	42	39.2	30	22.5	61.7	43.2	15	15	7	37.0	11.1	54.3	63.9	3
14.	200225126014	47	43.9	23	17.25	61.1	42.8	14	14	5	33.0	9.9	52.7	62.0	3
15.	200225126015	44	41.1	21	15.75	56.8	39.8	18	12	8	38.0	11.4	51.2	60.2	3
16.	200225126016	43	40.1	24	18	58.1	40.7	16	14	6	36.0	10.8	51.5	60.6	3
17.	200225126017	43	40.1	26	19.5	59.6	41.7	14	10	5	29.0	8.7	50.4	59.3	2
18.	200225126018	48	44.8	26	19.5	64.3	45.0	15	14	5	34.0	10.2	55.2	65.0	3
19.	200225126019	51	47.6	28	21	68.6	48.0	15	12	4	31.0	9.3	57.3	67.4	3
20.	200225126020	47	43.9	24	18	61.9	43.3	14	15	7	36.0	10.8	54.1	63.7	3
21.	200225126021	46	42.9	18	13.5	56.4	39.5	9	14	8	31.0	9.3	48.8	57.4	2

Co-ordinator
IQAC, Shri Ram College,
Muzaffarnagar

Chairman
IQAC, Shri Ram College,
Muzaffarnagar

22.	200225126022	47	43.9	23	17.25	61.1	42.8	8	13	5	26.0	7.8	50.6	59.5	2
23.	200225126024	43	40.1	26	19.5	59.6	41.7	14	14	6	34.0	10.2	51.9	61.1	3
24.	200225126025	38	35.5	27	20.25	55.7	39.0	18	12	4	34.0	10.2	49.2	57.9	2
25.	200225126026	38	35.5	28	21	56.5	39.5	16	10	7	33.0	9.9	49.4	58.1	2
26.	200225126027	43	40.1	28	21	61.1	42.8	14	9	5	28.0	8.4	51.2	60.2	3
27.	200225126028	45	42.0	31	23.25	65.3	45.7	17	15	5	37.0	11.1	56.8	66.8	3
28.	200225126029	42	39.2	22	16.5	55.7	39.0	15	14	8	37.0	11.1	50.1	58.9	2
29.	200225126030	39	36.4	23	17.25	53.7	37.6	12	12	6	30.0	9.0	46.6	54.8	2
30.	200225126031	28	26.1	23	17.25	43.4	30.4	14	14	4	32.0	9.6	40.0	47.0	2
31.	200225126032	45	42.0	28	21	63.0	44.1	13	9	6	28.0	8.4	52.5	61.8	3
32.	200225126033	51	47.6	25	18.75	66.4	46.4	14	12	8	34.0	10.2	56.6	66.6	3
33.	200225126034	37	34.5	24	18	52.5	36.8	15	14	7	36.0	10.8	47.6	56.0	2
34.	200225126035	40	37.3	24	18	55.3	38.7	12	8	8	28.0	8.4	47.1	55.5	2
35.	200225126036	38	35.5	26	19.5	55.0	38.5	11	12	5	28.0	8.4	46.9	55.1	2
36.	200225126037	37	34.5	27	20.25	54.8	38.3	14	15	6	35.0	10.5	48.8	57.5	2
37.	200225126038	17	15.9	25	18.75	34.6	24.2	10	17	5	32.0	9.6	33.8	39.8	1
38.	200225126039	41	38.3	30	22.5	60.8	42.5	14	12	7	33.0	9.9	52.4	61.7	3
39.	200225126040	47	43.9	22	16.5	60.4	42.3	10	14	5	29.0	8.7	51.0	59.9	2
40.	200225126041	48	44.8	23	17.25	62.1	43.4	12	15	8	35.0	10.5	53.9	63.5	3
41.	200225126042	44	41.1	26	19.5	60.6	42.4	14	14	8	36.0	10.8	53.2	62.6	3
42.	200225126043	42	39.2	22	16.5	55.7	39.0	15	12	7	34.0	10.2	49.2	57.9	2
43.	200225126044	49	45.7	20	15	60.7	42.5	14	9	5	28.0	8.4	50.9	59.9	2
44.	200225126045	48	44.8	30	22.5	67.3	47.1	9	8	6	23.0	6.9	54.0	63.5	3
45.	200225126046	53	49.5	30	22.5	72.0	50.4	10	14	5	29.0	8.7	59.1	69.5	3
46.	200225126047	44	41.1	18	13.5	54.6	38.2	14	15	5	34.0	10.2	48.4	56.9	2
47.	200225126048	36	33.6	20	15	48.6	34.0	15	12	6	33.0	9.9	43.9	51.7	2
48.	200225126049	19	17.7	23	17.25	35.0	24.5	12	14	8	34.0	10.2	34.7	40.8	2
49.	200225126050	17	15.9	25	18.75	34.6	24.2	13	15	7	35.0	10.5	34.7	40.9	2
50.	200225126051	44	41.1	28	21	62.1	43.4	14	12	4	30.0	9.0	52.4	61.7	3
51.	200225126052	45	42.0	25	18.75	60.8	42.5	13	14	5	32.0	9.6	52.1	61.3	3
52.	200225126053	39	36.4	23	17.25	53.7	37.6	12	12	6	30.0	9.0	46.6	54.8	2
53.	200225126054	33	30.8	25	18.75	49.6	34.7	14	14	5	33.0	9.9	44.6	52.5	2
54.	200225126055	53	49.5	27	20.25	69.7	48.8	15	15	8	38.0	11.4	60.2	70.8	3
55.	200225126056	37	34.5	26	19.5	54.0	37.8	12	13	5	30.0	9.0	46.8	55.1	2
56.	200225126057	52	48.5	26	19.5	68.0	47.6	14	14	8	36.0	10.8	58.4	68.7	3

Co-ordinator
IQAC, Shri Ram College,
Muzaffarnagar

Chairman
IQAC, Shri Ram College,
Muzaffarnagar

57.	200225126058	42	39.2	23	17.25	56.5	39.5	13	12	7	32.0	9.6	49.1	57.8	2
58.	200225126059	49	45.7	27	20.25	66.0	46.2	14	15	5	34.0	10.2	56.4	66.3	3
59.	200225126060	41	38.3	28	21	59.3	41.5	10	14	4	28.0	8.4	49.9	58.7	2
60.	200225126064	49	45.7	24	18	63.7	44.6	12	12	6	30.0	9.0	53.6	63.1	3
61.	200225126061	52	48.5	20	15	63.5	44.5	14	14	7	35.0	10.5	55.0	64.7	3
62.	200225126063	48	44.8	23	17.25	62.1	43.4	15	12	8	35.0	10.5	53.9	63.5	3
63.	200225126065	28	26.1	26	19.5	45.6	31.9	12	14	5	31.0	9.3	41.2	48.5	2
64.	200225126062	44	41.1	28	21	62.1	43.4	14	15	6	35.0	10.5	53.9	63.5	3
65.	200225126066	48	44.8	26	19.5	64.3	45.0	18	17	9	44.0	13.2	58.2	68.5	3
66.	200225126067	41	38.3	23	17.25	55.5	38.9	14	12	5	31.0	9.3	48.2	56.7	2
67.	200225126068	43	40.1	28	21	61.1	42.8	14	12	7	33.0	9.9	52.7	62.0	3
68.	200225126069	42	39.2	25	18.75	58.0	40.6	10	14	5	29.0	8.7	49.3	58.0	2
69.	200225126070	44	41.1	24	18	59.1	41.3	12	15	8	35.0	10.5	51.8	61.0	3
70.	200225126071	37	34.5	24	18	52.5	36.8	14	14	8	36.0	10.8	47.6	56.0	2
71.	200225126072	50	46.7	26	19.5	66.2	46.3	15	12	7	34.0	10.2	56.5	66.5	3
72.	200225126073	43	40.1	27	20.25	60.4	42.3	14	9	5	28.0	8.4	50.7	59.6	2
73.	200225126074	35	32.7	25	18.75	51.4	36.0	9	8	6	23.0	6.9	42.9	50.5	2
74.	200225126075	40	37.3	30	22.5	59.8	41.9	10	14	5	29.0	8.7	50.6	59.5	2
75.	200225126076	41	38.3	22	16.5	54.8	38.3	14	15	5	34.0	10.2	48.5	57.1	2
76.	200225126077	29	27.1	23	17.25	44.3	31.0	15	12	6	33.0	9.9	40.9	48.1	2
77.	200225126078	45	42.0	26	19.5	61.5	43.1	12	14	8	34.0	10.2	53.3	62.6	3
78.	200225126079	49	45.7	22	16.5	62.2	43.6	13	15	7	35.0	10.5	54.1	63.6	3
79.	200225126080	43	40.1	20	15	55.1	38.6	14	12	4	30.0	9.0	47.6	56.0	2
80.	200225126081	38	35.5	30	22.5	58.0	40.6	13	14	5	32.0	9.6	50.2	59.0	2
81.	200225126082	40	37.3	30	22.5	59.8	41.9	12	12	6	30.0	9.0	50.9	59.9	2
82.	200225126083	37	34.5	18	13.5	48.0	33.6	14	14	5	33.0	9.9	43.5	51.2	2
83.	200225126084	23	21.5	20	15	36.5	25.5	15	15	8	38.0	11.4	36.9	43.4	2
84.	200225126085	40	37.3	23	17.25	54.6	38.2	12	13	5	30.0	9.0	47.2	55.5	2
85.	200225126086	24	22.4	25	18.75	41.2	28.8	14	14	8	36.0	10.8	39.6	46.6	2
86.	200225126087	47	43.9	28	21	64.9	45.4	13	12	7	32.0	9.6	55.0	64.7	3
87.	200225126088	45	42.0	25	18.75	60.8	42.5	14	15	5	34.0	10.2	52.7	62.0	3
88.	200225126091	49	45.7	23	17.25	63.0	44.1	10	14	4	28.0	8.4	52.5	61.8	3
89.	200225126089	54	50.4	25	18.75	69.2	48.4	12	12	6	30.0	9.0	57.4	67.5	3
90.	200225126090	47	43.9	27	20.25	64.1	44.9	14	14	7	35.0	10.5	55.4	65.2	3
91.	200225126092	43	40.1	26	19.5	59.6	41.7	15	12	8	35.0	10.5	52.2	61.5	3

Co-ordinator
IQAC, Shri Ram College,
Muzaffarnagar

Chairman
IQAC, Shri Ram College,
Muzaffarnagar

92.	200225126093	39	36.4	26	19.5	55.9	39.1	12	14	5	31.0	9.3	48.4	57.0	2
93.	200225126094	43	40.1	23	17.25	57.4	40.2	14	15	6	35.0	10.5	50.7	59.6	2
94.	200225126095	32	29.9	27	20.25	50.1	35.1	18	17	9	44.0	13.2	48.3	56.8	2
95.	200225126096	40	37.3	28	21	58.3	40.8	14	12	5	31.0	9.3	50.1	59.0	2
96.	200225126098	46	42.9	24	18	60.9	42.7	14	12	7	33.0	9.9	52.6	61.8	3
97.	200225126099	43	40.1	20	15	55.1	38.6	10	14	5	29.0	8.7	47.3	55.6	2
98.	200225126100	46	42.9	28	21	63.9	44.8	12	15	8	35.0	10.5	55.3	65.0	3
99.	200225126101	54	50.4	25	18.75	69.2	48.4	14	14	8	36.0	10.8	59.2	69.7	3
100.	200225126102	40	37.3	24	18	55.3	38.7	15	12	7	34.0	10.2	48.9	57.6	2
101.	200225126103	47	43.9	24	18	61.9	43.3	14	9	5	28.0	8.4	51.7	60.8	3
102.	200225126104	0	0.0	26	19.5	19.5	13.7	9	8	6	23.0	6.9	20.6	24.2	1
103.	200225126105	38	35.5	27	20.25	55.7	39.0	10	14	5	29.0	8.7	47.7	56.1	2
104.	200225126106	40	37.3	25	18.75	56.1	39.3	14	15	5	34.0	10.2	49.5	58.2	2
105.	200225126107	49	45.7	30	22.5	68.2	47.8	15	12	6	33.0	9.9	57.7	67.8	3
106.	200225126108	20	18.7	22	16.5	35.2	24.6	12	14	8	34.0	10.2	34.8	41.0	2
107.	200225126109	50	46.7	23	17.25	63.9	44.7	13	15	7	35.0	10.5	55.2	65.0	3
108.	200225126110	37	34.5	26	19.5	54.0	37.8	14	12	4	30.0	9.0	46.8	55.1	2
109.	200225126111	41	38.3	22	16.5	54.8	38.3	13	14	5	32.0	9.6	47.9	56.4	2
110.	200225126112	46	42.9	20	15	57.9	40.6	12	12	6	30.0	9.0	49.6	58.3	2
111.	200225126113	38	35.5	30	22.5	58.0	40.6	14	14	5	33.0	9.9	50.5	59.4	2
112.	200225126114	46	42.9	30	22.5	65.4	45.8	15	15	8	38.0	11.4	57.2	67.3	3
113.	200225126115	26	24.3	18	13.5	37.8	26.4	12	13	5	30.0	9.0	35.4	41.7	2
114.	200225126116	43	40.1	20	15	55.1	38.6	14	14	8	36.0	10.8	49.4	58.1	2
115.	200225126117	28	26.1	23	17.25	43.4	30.4	13	12	7	32.0	9.6	40.0	47.0	2
116.	200225126118	42	39.2	25	18.75	58.0	40.6	14	15	5	34.0	10.2	50.8	59.7	2
117.	200225126119	46	42.9	28	21	63.9	44.8	10	14	4	28.0	8.4	53.2	62.5	3
118.	200225126120	45	42.0	25	18.75	60.8	42.5	12	12	6	30.0	9.0	51.5	60.6	3
119.	200225126121	42	39.2	23	17.25	56.5	39.5	14	14	7	35.0	10.5	50.0	58.8	2
120.	200225126122	19	17.7	25	18.75	36.5	25.5	15	12	8	35.0	10.5	36.0	42.4	2
121.	200225126124	45	42.0	27	20.25	62.3	43.6	12	14	5	31.0	9.3	52.9	62.2	3
122.	200225126125	42	39.2	26	19.5	58.7	41.1	14	15	6	35.0	10.5	51.6	60.7	3
123.	200225126126	30	28.0	26	19.5	47.5	33.3	18	17	9	44.0	13.2	46.5	54.6	2
124.	200225126127	32	29.9	23	17.25	47.1	33.0	14	12	5	31.0	9.3	42.3	49.7	2
125.	200225126128	44	41.1	27	20.25	61.3	42.9	14	12	7	33.0	9.9	52.8	62.1	3
126.	200225126130	41	38.3	28	21	59.3	41.5	10	14	5	29.0	8.7	50.2	59.0	2

Co-ordinator
IQAC, Shri Ram College,
Muzaffarnagar

Chairman
IQAC, Shri Ram College,
Muzaffarnagar

127.	200225126131	43	40.1	24	18	58.1	40.7	12	15	8	35.0	10.5	51.2	60.2	3
128.	200225126132	35	32.7	20	15	47.7	33.4	14	14	8	36.0	10.8	44.2	52.0	2
129.	200225126133	44	41.1	27	20.25	61.3	42.9	15	12	7	34.0	10.2	53.1	62.5	3

Weightage Assessment

S.N.	Parameters	Number of Students (Σf)	Weightage (x)	(Σfx)
1	More than 60%	54	3	162
2	More than 40% and less than 60%	73	2	146
3	Less Than 40 %	2	1	2
Total		129		310

$$\text{Weightage Mean (m)} = (\Sigma fx) / (\Sigma f)$$

$$= 310/129 = 2.40$$

$$\text{Attainment of Course} = (m/3) \times 100$$

$$= 2.40/3 \times 100 = 80\%$$

Handwritten signature

Handwritten signature
Co-ordinator
IQAC, Shri Ram College,
Muzaffarnagar

Handwritten signature
Chairman
IQAC, Shri Ram College,
Muzaffarnagar

SHRI RAM COLLEGE, MUZAFFARNAGAR
DEPARTMENT OF AGRICULTURE

Session:2020-21

Name of Programme: B.Sc Agriculture

Name of Course/ Subject: Agronomy-I

Semester: 3rd Sem

Assessment of Students

S.N.	Student Roll Number	External Marks 75	External Marks (A) on the scale of 70	Unit Test Marks 40	Unit Test (B) on the scale of 30	Total Direct Assessment (A+B)=C 100	70% of C= D	Indirect Assessment			Total of indirect assessment (E) 50	30% of E = (F) 15	Test Assessment (D+F)= G 85	Percentage of Marks out of 85 G*100/85	Weightage
								Assignment 20	Attendance 20	Behavior/ Attitude 10					
1.	190225126001	31	28.9	86	23.45	52.4	36.7	18	17	9	44.0	13.2	49.9	58.7	2
2.	190225126004	39	36.4	79	21.55	57.9	40.6	16	18	6	40.0	12.0	52.6	61.8	3
3.	190225126005	42	39.2	77	21.00	60.2	42.1	15	17	9	41.0	12.3	54.4	64.0	3
4.	190225126006	41	38.3	66	18.00	56.3	39.4	18	14	8	40.0	12.0	51.4	60.5	3
5.	190225126007	31	28.9	78	21.27	50.2	35.1	17	15	6	38.0	11.4	46.5	54.8	2
6.	190225126008	33	30.8	78	21.27	52.1	36.5	16	18	8	42.0	12.6	49.1	57.7	2
7.	190225126009	39	36.4	76	20.73	57.1	40.0	18	19	7	44.0	13.2	53.2	62.6	3
8.	902251260011	51	47.6	82	22.36	70.0	49.0	18	18	8	44.0	13.2	62.2	73.1	3
9.	190225126012	53	49.5	80	21.82	71.3	49.9	14	17	7	38.0	11.4	61.3	72.1	3
10.	190225126014	39	36.4	79	21.55	57.9	40.6	15	18	6	39.0	11.7	52.3	61.5	3
11.	190225126016	46	42.9	73	19.91	62.8	44.0	18	15	9	42.0	12.6	56.6	66.6	3
12.	190225126017	48	44.8	77	21.00	65.8	46.1	17	14	8	39.0	11.7	57.8	68.0	3
13.	190225126018	58	54.1	74	20.18	74.3	52.0	19	16	7	42.0	12.6	64.6	76.0	3
14.	190225126021	38	35.5	76	20.73	56.2	39.3	18	17	7	42.0	12.6	51.9	61.1	3
15.	190225126022	37	34.5	79	21.55	56.1	39.3	17	18	5	40.0	12.0	51.3	60.3	3
16.	190225126023	27	25.2	77	21.00	46.2	32.3	15	16	6	37.0	11.1	43.4	51.1	2
17.	190225126024	38	35.5	79	21.55	57.0	39.9	18	17	9	44.0	13.2	53.1	62.5	3
18.	190225126026	37	34.5	77	21.00	55.5	38.9	18	18	8	44.0	13.2	52.1	61.3	3
19.	190225126027	48	44.8	82	22.36	67.2	47.0	17	14	6	37.0	11.1	58.1	68.4	3
20.	190225126029	34	31.7	74	20.18	51.9	36.3	18	12	8	38.0	11.4	47.7	56.2	2
21.	190225126030	42	39.2	68	18.55	57.7	40.4	19	14	7	40.0	12.0	52.4	61.7	3

Co-ordinator
IQAC, Shri Ram College,
Muzaffarnagar

22.	190225126031	46	42.9	71	19.36	62.3	43.6	17	15	8	40.0	12.0	55.6	65.4	3
23.	190225126033	30	28.0	81	22.09	50.1	35.1	18	17	7	42.0	12.6	47.7	56.1	2
24.	190225126034	45	42.0	81	22.09	64.1	44.9	18	18	6	42.0	12.6	57.5	67.6	3
25.	190225126040	38	35.5	78	21.27	56.7	39.7	18	15	9	42.0	12.6	52.3	61.6	3
26.	190225126041	38	35.5	74	20.18	55.6	39.0	16	16	8	40.0	12.0	51.0	59.9	2
27.	190225126045	28	26.1	78	21.27	47.4	33.2	15	19	7	41.0	12.3	45.5	53.5	2
28.	190225126047	31	28.9	77	21.00	49.9	35.0	18	18	5	41.0	12.3	47.3	55.6	2
29.	190225126048	0	0.0	75	20.45	20.5	14.3	17	14	6	37.0	11.1	25.4	29.9	1
30.	190225126050	25	23.3	79	21.55	44.9	31.4	16	15	5	36.0	10.8	42.2	49.7	2
31.	190225126051	39	36.4	77	21.00	57.4	40.2	18	18	6	42.0	12.6	52.8	62.1	3
32.	190225126054	46	42.9	76	20.73	63.7	44.6	18	17	9	44.0	13.2	57.8	68.0	3
33.	190225126055	37	34.5	79	21.55	56.1	39.3	14	19	8	41.0	12.3	51.6	60.7	3
34.	190225126056	37	34.5	76	20.73	55.3	38.7	15	18	6	39.0	11.7	50.4	59.3	2
35.	190225126057	32	29.9	79	21.55	51.4	36.0	18	17	8	43.0	12.9	48.9	57.5	2
36.	190225126060	41	38.3	79	21.55	59.8	41.9	17	19	7	43.0	12.9	54.8	64.4	3
37.	190225126062	36	33.6	78	21.27	54.9	38.4	19	18	8	45.0	13.5	51.9	61.1	3
38.	190225126063	33	30.8	81	22.09	52.9	37.0	18	15	7	40.0	12.0	49.0	57.7	2
39.	190225126065	43	40.1	73	19.91	60.0	42.0	17	17	6	40.0	12.0	54.0	63.6	3
40.	190225126066	23	21.5	72	19.64	41.1	28.8	15	18	9	42.0	12.6	41.4	48.7	2
41.	190225126070	21	19.6	76	20.73	40.3	28.2	18	18	8	44.0	13.2	41.4	48.7	2
42.	190225126071	51	47.6	78	21.27	68.9	48.2	18	15	7	40.0	12.0	60.2	70.8	3
43.	190225126072	17	15.9	73	19.91	35.8	25.0	17	17	7	41.0	12.3	37.3	43.9	2

Weightage Assessment

S.N.	Parameters	Number of Students (Σf)	Weightage (x)	(Σfx)
1	More than 60%	26	3	78
2	More than 40% and less than 60%	16	2	32
3	Less Than 40 %	1	1	1
Total		43		111

$$\text{Weightage Mean (m)} = (\Sigma fx) / (\Sigma f)$$

$$= 111/43 = 2.58$$

$$\text{Attainment of Course} = (m/3) \times 100$$

$$= 2.58/3 \times 100 = 86\%$$


Co-ordinator
IQAC, Shri Ram College,
Muzaffarnagar


Chairman
IQAC, Shri Ram College,
Muzaffarnagar

Subject Name: Linear Algebra and Matrices
Code: B-226

	Attainment	POs - 1	POs - 2	POs - 3	POs - 4	POs - 5	POs - 6	POs - 7
COs - 1	2.88	3	2	2	2	2	1	1
COs - 2		3	2	2	2	2	1	2
COs - 3		3	2	2	2	2	2	2
COs - 4		3	2	2	2	2	2	2
COs - 5		3	2	2	2	2	2	2
Average		3.00	2.00	2.00	2.00	2.00	2.00	1.60
Average Attainment		2.88	1.92	1.92	1.92	1.92	1.54	1.73

Subject Name: Diff. Eq. and Integral Transform
Code: B-227


	Attainment	POs - 1	POs - 2	POs - 3	POs - 4	POs - 5	POs - 6	POs - 7
COs - 1	2.78	3	1	1	1	2	0	2
COs - 2		3	1	1	1	2	0	2
COs - 3		3	1	1	1	2	0	2
COs - 4		3	1	1	1	2	1	2
COs - 5		3	2	1	1	2	1	2
Average		3.00	1.20	1.00	1.00	2.00	0.40	2.00
Average Attainment		2.78	1.11	0.93	0.93	1.85	0.37	1.85

Subject Name: Mechanics
Code: B-228

	Attainment	POs - 1	POs - 2	POs - 3	POs - 4	POs - 5	POs - 6	POs - 7
COs - 1	2.87	3	1	1	1	2	2	3
COs - 2		3	1	1	1	2	2	3
COs - 3		3	1	1	1	2	2	3
COs - 4		3	3	1	1	2	2	3
COs - 5		3	2	1	1	2	2	3
Average		3.00	1.60	1.00	1.00	2.00	2.00	3.00
Average Attainment		2.87	1.53	0.96	0.96	1.91	1.91	2.87

Co-ordinator
IQAC, Shri Ram College,
Muzaffarnagar

Chairman
IQAC, Shri Ram College,
Muzaffarnagar



Subject Name: Analysis
 Code: B-326

	Attainment	POs - 1	POs - 2	POs - 3	POs - 4	POs - 5	POs - 6	POs - 7
COs - 1	2.14	3	2	1	2	2	2	3
COs - 2		3	2	1	2	2	2	3
COs - 3		3	2	1	2	2	2	3
COs - 4		3	2	1	2	2	2	3
COs - 5		3	2	1	2	2	2	3
Average		3.00	2.00	1.00	2.00	2.00	2.00	2.00
Average Attainment	2.14	1.43	0.71	1.43	1.43	1.43	1.43	2.14


Subject Name: Linear Programming
 Code: B-327

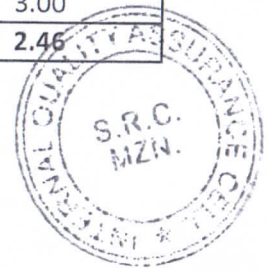
	Attainment	POs - 1	POs - 2	POs - 3	POs - 4	POs - 5	POs - 6	POs - 7
COs - 1	2.23	3	2	1	3	2	2	3
COs - 2		3	2	1	3	2	2	3
COs - 3		3	1	1	3	2	2	3
COs - 4		3	2	1	3	2	3	3
COs - 5		3	1	1	3	2	3	3
Average		3.00	1.60	1.00	3.00	2.00	2.40	3.00
Average Attainment	2.23	1.19	0.74	2.23	1.49	1.78	2.23	

Subject Name: Numerical Methods & Computer Fundamentals
 Code: B-328

	Attainment	POs - 1	POs - 2	POs - 3	POs - 4	POs - 5	POs - 6	POs - 7
COs - 1	2.46	3	1	1	1	3	2	3
COs - 2		3	1	1	1	3	2	3
COs - 3		3	2	1	1	3	1	3
COs - 4		3	2	1	2	3	3	3
COs - 5		3	2	1	2	3	3	3
Average		3.00	1.60	1.00	1.40	3.00	2.20	3.00
Average Attainment	2.46	1.31	0.82	1.15	2.46	1.80	2.46	


 Co-ordinator
 IQAC, Shri Ram College,
 Muzaffarnagar


 Chairman
 IQAC, Shri Ram College,
 Muzaffarnagar



Subject Name: Inorganic Chemistry
Code: B-106

	Attainment	POs - 1	POs - 2	POs - 3	POs - 4	POs - 5	POs - 6	POs - 7
COs - 1	2.65	3	1	1	2	2	2	3
COs - 2		3	1	1	2	2	2	3
COs - 3		3	1	1	2	2	2	3
COs - 4		3	1	1	2	2	2	3
Average		3.00	1.00	1.00	2.00	2.00	2.00	3.00
Average Attainment		2.65	0.88	0.88	1.77	1.77	1.77	2.65

Subject Name: Organic Chemistry
Code: B-107

	Attainment	POs - 1	POs - 2	POs - 3	POs - 4	POs - 5	POs - 6	POs - 7
COs - 1	2.72	3	1	1	1	1	1	3
COs - 2		3	1	2	2	2	1	3
COs - 3		3	2	1	2	2	2	2
COs - 4		3	1	1	2	2	2	3
Average		3.00	1.25	1.25	1.75	1.75	1.50	2.75
Average Attainment		2.72	1.13	1.13	1.59	1.59	1.36	2.49

Subject Name: Physical Chemistry
Code: B-108

	Attainment	POs - 1	POs - 2	POs - 3	POs - 4	POs - 5	POs - 6	POs - 7
COs - 1	2.74	2	1	2	2	1	1	3
COs - 2		2	2	2	3	2	1	3
COs - 3		3	2	2	3	2	2	2
COs - 4		3	1	1	2	2	2	3
Average		2.50	1.50	1.75	2.50	1.75	1.50	2.75
Average Attainment		2.28	1.37	1.60	2.28	1.60	1.37	2.51


 Co-ordinator
 IQAC, Shri Ram College,
 Muzaffarnagar


 Chairman
 IQAC, Shri Ram College,
 Muzaffarnagar



Subject Name: Inorganic Chemistry
 Code: B-206

	Attainment	POs - 1	POs - 2	POs - 3	POs - 4	POs - 5	POs - 6	POs - 7
COs - 1	2.62	3	1	1	2	2	2	3
COs - 2		3	1	1	2	2	2	3
COs - 3		3	1	1	2	2	2	3
COs - 4		3	1	1	2	2	2	3
Average		3.00	1.00	1.00	2.00	2.00	2.00	3.00
Average Attainment		2.62	0.87	0.87	1.75	1.75	1.75	2.62

Subject Name: Organic Chemistry
 Code: B-207

	Attainment	POs - 1	POs - 2	POs - 3	POs - 4	POs - 5	POs - 6	POs - 7
COs - 1	2.77	3	1	1	1	1	1	3
COs - 2		3	1	2	2	2	1	3
COs - 3		3	2	1	2	2	2	2
COs - 4		3	1	1	2	2	2	3
Average		3.00	1.25	1.25	1.75	1.75	1.50	2.75
Average Attainment		2.77	1.15	1.15	1.62	1.62	1.39	2.54

Subject Name: Physical Chemistry
 Code: B-208

	Attainment	POs - 1	POs - 2	POs - 3	POs - 4	POs - 5	POs - 6	POs - 7
COs - 1	2.45	2	1	2	2	1	1	3
COs - 2		2	2	2	3	2	1	3
COs - 3		3	2	2	3	2	2	2
COs - 4		3	1	1	2	2	2	3
Average		2.50	1.50	1.75	2.50	1.75	1.50	2.75
Average Attainment		2.04	1.23	1.43	2.04	1.43	1.23	2.25


 Co-ordinator
 IQAC, Shri Ram College,
 Muzaffarnagar




 Chairman
 IQAC, Shri Ram College,
 Muzaffarnagar

Subject Name: Inorganic Chemistry
Code: B-306

	Attainment	POs - 1	POs - 2	POs - 3	POs - 4	POs - 5	POs - 6	POs - 7
COs - 1	2.43	3	1	1	2	2	2	3
COs - 2		3	1	1	2	2	2	3
COs - 3		3	1	1	2	2	2	3
COs - 4		3	1	1	2	2	2	3
Average		3.00	1.00	1.00	2.00	2.00	2.00	3.00
Average Attainment		2.43	0.81	0.81	1.62	1.62	1.62	2.43

Subject Name: Organic Chemistry
Code: B-307

	Attainment	POs - 1	POs - 2	POs - 3	POs - 4	POs - 5	POs - 6	POs - 7
COs - 1	2.63	3	1	1	1	1	1	3
COs - 2		3	1	2	2	2	1	3
COs - 3		3	2	1	2	2	2	2
COs - 4		3	1	1	2	2	2	3
Average		3.00	1.25	1.25	1.75	1.75	1.50	2.75
Average Attainment		2.63	1.10	1.10	1.53	1.53	1.32	2.41

Subject Name: Physical Chemistry
Code: B-308

	Attainment	POs - 1	POs - 2	POs - 3	POs - 4	POs - 5	POs - 6	POs - 7
COs - 1	2.54	2	1	2	2	1	1	3
COs - 2		2	2	2	3	2	1	3
COs - 3		3	2	2	3	2	2	2
COs - 4		3	1	1	2	2	2	3
Average		2.50	1.50	1.75	2.50	1.75	1.50	2.75
Average Attainment		2.12	1.27	1.48	2.12	1.48	1.27	2.33


 Co-ordinator
 IQAC, Shri Ram College,
 Muzaffarnagar




 Chairman
 IQAC, Shri Ram College,
 Muzaffarnagar

Subject Name: Mechanics and Wave Motion
Code: B-116

	Attainment	POs - 1	POs - 2	POs - 3	POs - 4	POs - 5	POs - 6	POs - 7
COs - 1	2.94	3	1	2	2	3	3	3
COs - 2		3	2	3	2	3	2	3
COs - 3		3	2	2	2	3	3	2
COs - 4		3	2	3	3	3	2	3
Average		3.00	1.75	2.50	2.25	3.00	2.50	2.75
Average Attainment		2.94	1.72	2.45	2.21	2.94	2.45	2.70

Subject Name: Kinetic Theory & Thermodynamics
Code: B-117

	Attainment	POs - 1	POs - 2	POs - 3	POs - 4	POs - 5	POs - 6	POs - 7
COs - 1	2.78	3	2	2	2	3	3	3
COs - 2		3	1	1	1	2	3	3
COs - 3		3	2	3	2	3	3	3
COs - 4		3	1	1	1	2	3	2
Average		3.00	1.50	1.75	1.50	2.50	3.00	2.75
Average Attainment		2.78	1.39	1.62	1.39	2.32	2.78	2.55

Subject Name: Circuit Fundamental and Basic Electronics
Code: B-118

	Attainment	POs - 1	POs - 2	POs - 3	POs - 4	POs - 5	POs - 6	POs - 7
COs - 1	2.82	3	1	1	1	3	2	3
COs - 2		3	1	1	1	3	2	3
COs - 3		3	2	1	1	2	2	3
COs - 4		3	2	2	1	3	3	3
Average		3.00	1.50	1.25	1.00	2.75	2.25	3.00
Average Attainment		2.82	1.41	1.18	0.94	2.59	2.12	2.82


 Co-ordinator
 IQAC, Shri Ram College,
 Muzaffarnagar




 Chairman
 IQAC, Shri Ram College,
 Muzaffarnagar

Subject Name: Physical optics and Laser
Code: B-216


	Attainment	POs - 1	POs - 2	POs - 3	POs - 4	POs - 5	POs - 6	POs - 7
COs - 1	2.42	3	1	2	2	3	3	3
COs - 2		3	1	2	2	3	3	3
COs - 3		3	1	1	1	2	2	2
COs - 4		3	1	3	2	3	3	3
Average		3.00	1.00	2.00	1.75	2.75	2.75	2.75
Average Attainment		2.42	0.81	1.61	1.41	2.22	2.22	2.22

Subject Name: Electro Magnetism
Code: B-217

	Attainment	POs - 1	POs - 2	POs - 3	POs - 4	POs - 5	POs - 6	POs - 7
COs - 1	2.15	3	2	3	2	3	2	3
COs - 2		3	2	3	2	3	2	3
COs - 3		3	1	1	1	2	3	3
COs - 4		3	1	2	2	3	3	2
Average		3.00	1.50	2.25	1.75	2.75	2.50	2.75
Average Attainment		2.15	1.08	1.61	1.25	1.97	1.79	1.97

Subject Name: Element of Quantum Mech. & Atomic and molecular Spectra
Code: B-218

	Attainment	POs - 1	POs - 2	POs - 3	POs - 4	POs - 5	POs - 6	POs - 7
COs - 1	2.13	3	1	3	1	3	2	2
COs - 2		3	1	2	1	3	1	2
COs - 3		3	1	3	2	2	2	3
COs - 4		3	1	3	2	2	2	3
Average		3.00	1.00	2.75	1.50	2.50	1.75	2.50
Average Attainment		2.13	0.71	1.95	1.07	1.78	1.24	1.78


 Co-ordinator
 IQAC, Shri Ram College,
 Muzaffarnagar




 Chairman
 IQAC, Shri Ram College,
 Muzaffarnagar

Subject Name: Diversity of Viruses, Bacteria and Fungi
 Code: B-101

	Attainment	POs - 1	POs - 2	POs - 3	POs - 4	POs - 5	POs - 6	POs - 7
COs - 1	2.66	2	1	2	2	1	3	2
COs - 2		2	2	3	1	2	2	1
COs - 3		3	1	3	3	1	3	2
COs - 4		2	1	2	2	1	2	1
Average		2.25	1.25	2.50	2.00	1.25	2.50	1.50
Average Attainment	2.00	1.11	2.22	1.77	1.11	2.22	1.33	

Subject Name: Diversity of Algae, Lichens and Bryophytes
 Code: B-102

	Attainment	POs - 1	POs - 2	POs - 3	POs - 4	POs - 5	POs - 6	POs - 7
COs - 1	2.81	1	2	3	3	3	3	2
COs - 2		2	3	2	2	2	2	1
COs - 3		1	1	2	2	1	3	2
COs - 4		2	2	3	1	2	2	1
Average		1.50	2.00	2.50	2.00	2.00	2.50	1.50
Average Attainment	1.41	1.87	2.34	1.87	1.87	2.34	1.41	

Subject Name: Diversity of Pteridophytes and Gymnosperms
 Code: B-103

	Attainment	POs - 1	POs - 2	POs - 3	POs - 4	POs - 5	POs - 6	POs - 7
COs - 1	2.64	2	2	3	3	2	3	2
COs - 2		2	1	2	2	1	2	1
COs - 3		1	2	1	1	2	3	3
COs - 4		2	1	2	2	1	1	2
Average		1.75	1.50	2.00	2.00	1.50	2.25	2.00
Average Attainment	1.54	1.32	1.76	1.76	1.32	1.98	1.76	


 Co-ordinator
 IQAC, Shri Ram College,
 Muzaffarnagar




 Chairman
 IQAC, Shri Ram College,
 Muzaffarnagar

Subject Name: Diversity of Angiosperms, Systematics, Dev. and Reproduction

Code: B-201

	Attainment	POs - 1	POs - 2	POs - 3	POs - 4	POs - 5	POs - 6	POs - 7
COs - 1	2.65	3	2	3	3	3	3	3
COs - 2		3	1	2	2	2	2	2
COs - 3		3	2	1	2	1	1	1
COs - 4		3	1	2	1	1	2	1
Average		3.00	1.50	2.00	2.00	1.75	2.00	1.75
Average Attainment		2.65	1.33	1.77	1.77	1.55	1.77	1.55

Subject Name: Cytology, Genetics, Evolution & Ecology

Code: B-202

	Attainment	POs - 1	POs - 2	POs - 3	POs - 4	POs - 5	POs - 6	POs - 7
COs - 1	2.65	3	2	2	3	2	3	2
COs - 2		2	1	2	2	2	2	2
COs - 3		1	2	1	1	1	3	1
COs - 4		3	2	2	2	2	2	2
Average		2.25	1.75	1.75	2.00	1.75	2.50	1.75
Average Attainment		1.99	1.55	1.55	1.77	1.55	2.21	1.55

Subject Name: Plant Physiology and Biochemistry

Code: B-203

	Attainment	POs - 1	POs - 2	POs - 3	POs - 4	POs - 5	POs - 6	POs - 7
COs - 1	2.84	3	2	2	3	2	3	2
COs - 2		3	3	3	2	1	3	3
COs - 3		2	2	1	1	3	1	2
COs - 4		2	1	2	2	1	2	2
Average		2.50	2.00	2.00	2.00	1.75	2.25	2.25
Average Attainment		2.37	1.89	1.89	1.89	1.66	2.13	2.13


 Co-ordinator
 IQAC, Shri Ram College,
 Muzaffarnagar


 Chairman
 IQAC, Shri Ram College,
 Muzaffarnagar



Subject Name: Plant Res. Utilization, Pathology, Plant Pathology and Biostatistics
 Code: B-301

	Attainment	POs - 1	POs - 2	POs - 3	POs - 4	POs - 5	POs - 6	POs - 7
COs - 1	2.07	2	3	2	2	2	3	2
COs - 2		3	2	3	3	1	3	1
COs - 3		2	2	2	1	2	2	3
COs - 4		3	3	1	2	1	2	2
Average		2.50	2.50	2.00	2.00	1.50	2.50	2.00
Average Attainment		1.73	1.73	1.38	1.38	1.04	1.73	1.38

Subject Name: Molecular Biology and Biotechnology
 Code: B-302

	Attainment	POs - 1	POs - 2	POs - 3	POs - 4	POs - 5	POs - 6	POs - 7
COs - 1	2.17	2	2	2	2	2	3	2
COs - 2		3	3	1	3	1	2	3
COs - 3		3	2	2	2	2	2	2
COs - 4		3	2	3	3	2	2	1
Average		2.75	2.25	2.00	2.50	1.75	2.25	2.00
Average Attainment		1.99	1.63	1.45	1.81	1.27	1.63	1.45

Subject Name: Environmental Botany
 Code: B-303

	Attainment	POs - 1	POs - 2	POs - 3	POs - 4	POs - 5	POs - 6	POs - 7
COs - 1	2.41	2	2	2	3	3	2	2
COs - 2		3	1	3	2	2	3	1
COs - 3		1	2	1	1	1	2	2
COs - 4		2	2	2	2	2	1	3
Average		2.00	1.75	2.00	2.00	2.00	2.00	2.00
Average Attainment		1.61	1.41	1.61	1.61	1.61	1.61	1.61


 Co-ordinator
 IQAC, Shri Ram College,
 Muzaffarnagar


 Chairman
 IQAC, Shri Ram College,
 Muzaffarnagar



Subject Name: Lower Non-Chordates
Code: B-120

	Attainment	POs - 1	POs - 2	POs - 3	POs - 4	POs - 5	POs - 6	POs - 7
COs - 1	2.73	2	2	2	2	2	3	2
COs - 2		3	1	3	2	3	2	3
COs - 3		3	1	2	2	2	3	3
COs - 4		2	1	2	2	2	3	3
Average		2.50	1.25	2.25	2.00	2.25	2.75	2.75
Average Attainment		2.28	1.14	2.05	1.82	2.05	2.50	2.50

Subject Name: Higher Non-Chordates
Code: B-121

	Attainment	POs - 1	POs - 2	POs - 3	POs - 4	POs - 5	POs - 6	POs - 7
COs - 1	2.7	2	1	3	2	2	3	2
COs - 2		3	2	2	3	2	2	2
COs - 3		2	2	3	2	2	2	2
COs - 4		3	2	3	3	2	2	2
Average		2.50	1.75	2.75	2.50	2.00	2.25	2.00
Average Attainment		2.25	1.58	2.48	2.25	1.80	2.03	1.80

Subject Name: Cell Biology and Genetics
Code: B-122

	Attainment	POs - 1	POs - 2	POs - 3	POs - 4	POs - 5	POs - 6	POs - 7
COs - 1	2.83	3	2	3	2	2	2	3
COs - 2		3	2	3	2	2	2	3
COs - 3		3	1	3	2	1	3	2
COs - 4		3	1	3	2	3	3	2
Average		3.00	1.50	3.00	2.00	2.00	2.50	2.50
Average Attainment		2.83	1.42	2.83	1.89	1.89	2.36	2.36


Co-ordinator
IOAC, Shri Ram College,
Muzaffarnagar


Chairman
IOAC, Shri Ram College,
Muzaffarnagar



Subject Name: Chordates
 Code: B-220

	Attainment	POs - 1	POs - 2	POs - 3	POs - 4	POs - 5	POs - 6	POs - 7
COs - 1	2.89	2	1	2	2	1	3	3
COs - 2		2	2	2	2	1	3	3
COs - 3		2	2	2	3	1	2	2
COs - 4		2	1	1	3	2	2	2
Average		2.00	1.50	1.75	2.50	1.25	2.50	2.50
Average Attainment	1.93	1.45	1.69	2.41	1.20	2.41	2.41	

Subject Name: Animal Distribution, Evo. And Dev. Biology
 Code: B-221

	Attainment	POs - 1	POs - 2	POs - 3	POs - 4	POs - 5	POs - 6	POs - 7
COs - 1	2.58	1	2	3	2	2	3	2
COs - 2		1	3	2	3	2	2	1
COs - 3		2	2	2	2	3	3	3
COs - 4		2	1	3	2	2	2	2
Average		1.50	2.00	2.50	2.25	2.25	2.50	2.00
Average Attainment	1.29	1.72	2.15	1.94	1.94	2.15	1.72	

Subject Name: Physiology and Biochemistry
 Code: B-222

	Attainment	POs - 1	POs - 2	POs - 3	POs - 4	POs - 5	POs - 6	POs - 7
COs - 1	2.61	2	3	1	3	3	2	2
COs - 2		1	2	2	2	2	3	2
COs - 3		1	1	3	1	2	1	3
COs - 4		2	2	2	1	2	2	1
Average		1.50	2.00	2.00	1.75	2.25	2.00	2.00
Average Attainment	1.31	1.74	1.74	1.52	1.96	1.74	1.74	

Co-ordinator
 IQAC, Shri Ram College,
 Muzaffarnagar

Chairman
 IQAC, Shri Ram College,
 Muzaffarnagar



Subject Name: Applied and Economic Zoology
Code: B-320

	Attainment	POs - 1	POs - 2	POs - 3	POs - 4	POs - 5	POs - 6	POs - 7
COs - 1	2.69	3	2	3	3	3	1	3
COs - 2		3	1	3	1	3	2	1
COs - 3		2	2	1	2	2	2	2
COs - 4		2	2	2	2	2	3	1
Average		2.50	1.75	2.25	2.00	2.50	2.00	1.75
Average Attainment		2.24	1.57	2.02	1.79	2.24	1.79	1.57

Subject Name: Biotechnology, Immunology, Biological tools and Biostatistics
Code: B-321

	Attainment	POs - 1	POs - 2	POs - 3	POs - 4	POs - 5	POs - 6	POs - 7
COs - 1	2.14	3	3	3	2	3	3	3
COs - 2		2	2	2	2	2	2	2
COs - 3		2	2	2	3	1	1	1
COs - 4		3	3	3	3	2	2	2
Average		2.50	2.50	2.50	2.50	2.00	2.00	2.00
Average Attainment		1.78	1.78	1.78	1.78	1.43	1.43	1.43

Subject Name: Ecology, Microbiology, Animal behaviour, Pollution and Toxicology
Code: B-322

	Attainment	POs - 1	POs - 2	POs - 3	POs - 4	POs - 5	POs - 6	POs - 7
COs - 1	2.17	3	2	3	3	3	3	2
COs - 2		3	1	2	2	2	3	2
COs - 3		2	2	3	2	2	3	1
COs - 4		2	2	2	3	2	2	1
Average		2.50	1.75	2.50	2.50	2.25	2.75	1.50
Average Attainment		1.81	1.27	1.81	1.81	1.63	1.99	1.09


 Co-ordinator
 IQAC, Shri Ram College,
 Muzaffarnagar


 Chairman
 Shri Ram College,
 Muzaffarnagar





ASSESSMENT FOR PROGRAMME TARGET VALUE

Course Name	Course Code	PO 1	PO 2	PO 3	PO 4	PO 5	PO 6	PO 7
INSTRUMENTATION AND MICROBIAL TECHNIQUES	MSC (MB) 101	2.25	2.25	2.25	2.00	0.25	2.25	0.50
MICROBIAL DIVERSITY -PROKARYOTES AND VIRUSES	MSC (MB) 102	2.75	2.75	3	2.25	2.5	1.5	1.5
MICROBIAL DIVERSITY -EUKARYOTES	MSC (MB) 103	1.8	1.4	1.6	2	2.2	0.4	1.4
BIOSTATISTICS,COMPUTER APPLICATION AND BIOINFORMATICS	MSC (MB)104	1.6	1.4	1.6	1.2	2.4	1.6	1.4
MICROBIAL PHYSIOLOGY AND BIOCHEMISTRY	MSC (MB) 201	1.75	1.5	1.25	0.5	2.5	2.25	1.75
MICROBIAL GENETICS MOLECULAR BIOLOGY AND GENETIC ENGINEERING	MSC (MB) 202	1.5	1.5	1.25	0.5	2.5	2.25	2.25
AGRICULTURAL MICROBIOLOGY	MSC (MB) 203	1.75	1.75	1.5	1.5	1.75	1.25	2
MICROBIAL ENVIRONMENTAL TECHNOLOGY	MSC (MB) 204	1.5	2.25	2.25	2.5	1.75	1	1.75
MEDICAL MICROBIOLOGY	MSC (MB) 301	1.75	1.75	1.25	1.75	1.75	0	1.75
12 MOLECULAR AND CLINICAL MICROBIOLOGY	MSC (MB) 302	2	2.25	2.75	2.25	1.75	0	0
FOOD AND DAIRY MICROBIOLOGY	MSC (MB)303	0	1.33	1	1.33	2	0.33	0
INDUSTRIAL MICROBIOLOGY	MSC (MB)304	2.25	1.75	1.75	1	1.5	1	1.75
Average Target Values		1.90	1.82	1.79	1.57	1.90	1.38	1.61


 Co-ordinator
 IQAC, Shri Ram College,
 Muzaffarnagar


 Chairman
 IQAC, Shri Ram College,
 Muzaffarnagar



ASSESSMENT OF ATTAINMENT FOR PROGRAMME OUTCOME

Course Name	Course Code	PO 1	PO 2	PO 3	PO 4	PO 5	PO 6	PO 7
INSTRUMENTATION AND MICROBIAL TECHNIQUES	MSC (MB) 101	2.25	2.25	2.25	2.00	0.25	2.25	0.50
MICROBIAL DIVERSITY -PROKARYOTES AND VIRUSES	MSC (MB) 102	2.75	2.75	3	2.25	2.5	1.5	1.5
MICROBIAL DIVERSITY -EUKARYOTES	MSC (MB) 103	1.8	1.4	1.6	2	2.2	0.4	1.4
BIOSTATISTICS,COMPUTER APPLICATION AND BIOINFORMATICS	MSC (MB)104	1.6	1.4	1.6	1.2	2.4	1.6	1.4
MICROBIAL PHYSIOLOGY AND BIOCHEMISTRY	MSC (MB) 201	1.75	1.5	1.25	0.5	2.5	2.25	1.75
MICROBIAL GENETICS MOLECULAR BIOLOGY AND GENETIC ENGINEERING	MSC (MB) 202	1.5	1.5	1.25	0.5	2.5	2.25	2.25
AGRICULTURAL MICROBIOLOGY	MSC (MB) 203	1.75	1.75	1.5	1.5	1.75	1.25	2
MICROBIAL ENVIRONMENTAL TECHNOLOGY	MSC (MB) 204	1.5	2.25	2.25	2.5	1.75	1	1.75
MEDICAL MICROBIOLOGY	MSC (MB) 301	1.75	1.75	1.25	1.75	1.75	0	1.75
12 MOLECULAR AND CLINICAL MICROBIOLOGY	MSC (MB) 302	2	2.25	2.75	2.25	1.75	0	0
FOOD AND DAIRY MICROBIOLOGY	MSC (MB)303	0	1.33	1	1.33	2	0.33	0
INDUSTRIAL MICROBIOLOGY	MSC (MB)304	2.25	1.75	1.75	1	1.5	1	1.75
PO Attainment through Results		1.90	1.82	1.79	1.57	1.90	1.38	1.61

80 % of PO Attainment through results (A)	1.52	1.46	1.43	1.25	1.52	1.1	1.29
Alumni Survey	2	2	3	2	3	2	2
10 % of Alumni Survey (B)	0.2	0.2	0.3	0.2	0.3	0.2	0.2
Employer/ Professional Survey	2	2	3	3	3	2	3
10 % of Employer Survey (C)	0.2	0.2	0.3	0.3	0.3	0.2	0.3
PO Attainment Value A+B+C	1.92	1.86	2.03	1.75	2.12	1.5	1.79
Target Value	1.90	1.82	1.79	1.57	1.90	1.38	1.61
Gap Value	0.02	0.04	0.24	0.18	0.22	0.12	0.18
Programme Attainment Status	yes	yes	yes	yes	yes	yes	yes

Talant

[Signature]
Co-ordinator
IQAC, Shri Ram College,
Muzaffarnagar

[Signature]
Chairman
IQAC, Shri Ram College,
Muzaffarnagar



Subject Name: INSTRUMENTATION AND MICROBIAL TECHNIQUES

Code: MSC- 101

	Attainment	POs - 1	POs - 2	POs - 3	POs - 4	POs - 5	POs - 6	POs - 7
COs - 1	3	2	3	2	2	0	2	0
COs - 2		3	1	2	2	1	2	0
COs - 3		2	2	2	2	0	2	0
COs - 4		2	3	3	2	0	3	2
Average		2.25	2.25	2.25	2.00	0.25	2.25	0.50
Average Attainment		2.25	2.25	2.25	2.00	0.25	2.25	0.50

Subject Name: MICROBIAL DIVERSITY -PROKARYOTES AND VIRUSES

Code: MSC- 102

	Attainment	POs - 1	POs - 2	POs - 3	POs - 4	POs - 5	POs - 6	POs - 7
COs - 1	3	3	3	3	2	3	1	2
COs - 2		2	3	3	2	2	1	1
COs - 3		3	2	3	2	2	2	2
COs - 4		3	3	3	3	3	2	1
Average		2.75	2.75	3	2.25	2.5	1.5	1.5
Average Attainment		2.75	2.75	3	2.25	2.5	1.5	1.5

Subject Name: MICROBIAL DIVERSITY -EUKARYOTES

Code: MSC- 103

	Attainment	POs - 1	POs - 2	POs - 3	POs - 4	POs - 5	POs - 6	POs - 7
COs - 1	3	1	0	1	2	2	0	2
COs - 2		2	2	2	2	1	0	1
COs - 3		2	1	2	1	3	0	2
COs - 4		2	2	1	2	2	0	1
COs - 5		2	2	2	3	3	2	1
Average	1.8	1.4	1.6	2	2.2	0.4	1.4	
Average Attainment		1.8	1.4	1.6	2	2.2	0.4	1.4

Subject Name: BIostatistics, COMPUTER APPLICATION AND BIOINFORMATICS

Code: MSC- 104

	Attainment	POs - 1	POs - 2	POs - 3	POs - 4	POs - 5	POs - 6	POs - 7
COs - 1	3	1	1	1	1	2	2	1
COs - 2		2	2	2	1	3	2	2
COs - 3		2	1	2	2	2	1	1
COs - 4		2	1	1	1	2	2	2
COs - 5		1	2	2	1	3	1	1
Average	1.6	1.4	1.6	1.2	2.4	1.6	1.4	
Average Attainment		1.6	1.4	1.6	1.2	2.4	1.6	1.4

Co-ordinator
IQAC, Shri Ram College,
Muzaffarnagar

Chairman
IQAC, Shri Ram College,
Muzaffarnagar



Subject Name: MICROBIAL PHYSIOLOGY AND BIOCHEMISTRY

Code: MSC- 201

	Attainment	POs - 1	POs - 2	POs - 3	POs - 4	POs - 5	POs - 6	POs - 7
COs - 1	3	1	1	1	0	3	2	2
COs - 2		2	1	1	0	2	2	2
COs - 3		2	2	1	1	2	3	2
COs - 4		2	2	2	1	3	2	1
Average		1.75	1.5	1.25	0.5	2.5	2.25	1.75
Average Attainment		1.75	1.5	1.25	0.5	2.5	2.25	1.75

Subject Name: MICROBIAL GENETICS MOLECULAR BIOLOGY AND GENETIC ENGINEERING

Code: MSC- 202

	Attainment	POs - 1	POs - 2	POs - 3	POs - 4	POs - 5	POs - 6	POs - 7
COs - 1	3	2	1	1	0	3	2	2
COs - 2		1	1	1	0	2	2	3
COs - 3		2	2	1	1	2	3	2
COs - 4		1	2	2	1	3	2	2
Average		1.5	1.5	1.25	0.5	2.5	2.25	2.25
Average Attainment		1.5	1.5	1.25	0.5	2.5	2.25	2.25

Subject Name: AGRICULTURAL MICROBIOLOGY

Code: MSC- 203

	Attainment	POs - 1	POs - 2	POs - 3	POs - 4	POs - 5	POs - 6	POs - 7
COs - 1		2	3	2	2	2	1	1
COs - 2		1	2	1	2	1	1	3
Cos 3	3	1	2	1	1	1	2	2
Cos-4		1	2	2	1	3	1	2
Average		1.75	1.75	1.5	1.5	1.75	1.25	2
Average Attainment		1.75	1.75	1.5	1.5	1.75	1.25	2

Subject Name: MICROBIAL ENVIRONMENTAL TECHNOLOGY

Code: MSC- 204

	Attainment	POs - 1	POs - 2	POs - 3	POs - 4	POs - 5	POs - 6	POs - 7
COs - 1		1	2	2	2	1	2	2
COs - 2		2	3	2	2	2	1	2
COs - 3	3	1	2	3	3	2	1	2
COs - 4		2	2	2	3	2	0	1
Average		1.5	2.25	2.25	2.5	1.75	1	1.75
Average Attainment		1.5	2.25	2.25	2.5	1.775	1	1.75

Co-ordinator
IQAC, Shri Ram College,
Muzaffarnagar

Chairman
IQAC, Shri Ram College,
Muzaffarnagar



Subject Name: MEDICAL MICROBIOLOGY

Code: MSC- 301

	Attainment	POs - 1	POs - 2	POs - 3	POs - 4	POs - 5	POs - 6	POs - 7
COs - 1	3	2	2	1	2	2	0	2
COs - 2		2	1	1	2	1	0	1
COs - 3		1	2	2	1	2	0	2
COs - 4		2	2	1	2	2	0	2
Average		1.75	1.75	1.25	1.75	1.75	0	1.75
Average Attainment		1.75	1.75	1.25	1.75	1.75	0	1.75

Subject Name: 12 MOLECULAR AND CLINICAL MICROBIOLOGY

Code: MSC- 302

	Attainment	POs - 1	POs - 2	POs - 3	POs - 4	POs - 5	POs - 6	POs - 7
COs - 1	3	2	2	3	2	1	0	0
COs - 2		2	2	3	3	2	0	0
COs - 3		3	3	2	2	2	0	0
COs - 4		1	2	3	2	2	0	0
Average		2	2.25	2.75	2.25	1.75	0	0
Average Attainment		2	2.25	2.75	2.25	1.75	0	0

Subject Name: FOOD AND DAIRY MICROBIOLOGY

Code: MSC- 303

	Attainment	POs - 1	POs - 2	POs - 3	POs - 4	POs - 5	POs - 6	POs - 7
COs - 1	3	0	1	1	1	2	1	0
COs - 2		0	1	1	2	2	0	0
COs - 3		0	2	1	1	2	0	0
Average		0.00	1.33	1.00	1.33	2.00	0.33	0.00
Average Attainment			0.00	1.33	1.00	1.33	2.00	0.33

Subject Name: INDUSTRIAL MICROBIOLOGY

Code: MSC- 304

	Attainment	POs - 1	POs - 2	POs - 3	POs - 4	POs - 5	POs - 6	POs - 7
COs - 1	3	2	2	2	1	1	1	2
COs - 2		3	2	1	1	2	1	2
COs - 3		2	2	2	1	1	1	1
COs - 4		2	1	2	1	2	1	2
Average		2.25	1.75	1.75	1	1.5	1	1.75
Average Attainment		2.25	1.75	1.75	1	1.5	1	1.75

Thank



[Signature]
 IQAC, Shri Ram College,
 Muzaffarnagar

[Signature]
 Chairman
 IQAC, Shri Ram College,
 Muzaffarnagar


Name of Programme : M.SC (MICRO)

Name of Course/ Subject INSTRUMENTS AND MICROBIAL TECHNIQUES

Assessment of Students

S.NO	Roll Number	Student Name	Direct Assessment		Total Direct Assessment	70 % of C	Indirect Assessment			Total of Indirect Assessment (E)	30 % of E	Total Assessment (D+F)=G	Percentage of Marks out of 85
			External Marks (A)	Internal Marks (B) Class Test/ Unit Test Sessional Test	(A+B)=C	D	Assignment	Attendance	Behaviour / Attitude	50	= (F)	85	G*100/85
					100	70	20	20	10		15		
1	19085525401	AALIYA FATIMA	79	20	99	69.3	14	17	7	38	11.4	80.7	94.94118
2	19085525402	PRATAP SINGH RANA	74	24	98	68.6	15	19	9	43	12.9	81.5	95.88235
3	19085525403	ANIT KUMAR	74	22	96	67.2	18	18	8	44	13.2	80.4	94.58824
4	19085525404	ARUN GUJRAL	72	22	94	65.8	19	18	8	45	12	77.8	91.52941
5	19085525405	ASHLEESH KUMAR	76	21	97	67.9	16	17	7	40	12	79.9	94
6	19085525406	FADAK ZEHRRA	74	24	98	68.6	17	19	9	45	13.5	82.1	96.58824
7	19085525407	FARHA	75	21	96	67.2	18	17	7	42	12.6	79.8	93.88235
	19085525408	JAHANGIR ALAM	69	25	94	65.8	15	19	7	43	12.9	78.7	92.58824

Co-ordinator
IQAC, Shri Ram College,
Muzaffarnagar



Chairman
IQAC, Shri Ram College,
Muzaffarnagar

shc

9	19085525409	KM AANCHAL	75	21	96	67.2	14	17	7	38	11.4	78.6	92.47059
10	19085525410	KM KOSHAR JAHAN	78	21	99	69.3	19	17	7	43	12.9	82.2	96.70588
11	19085525411	KM PREETI NAMDEV	72	21	93	65.1	17	17	7	41	12.3	77.4	91.05882
12	19085525412	KM Saiyyada Razia	75	22	97	67.9	18	18	8	44	13.2	81.1	95.41176
13	19085525413	KM SHIVANI PAL	72	21	93	65.1	15	17	7	39	11.7	76.8	90.35294
14	19085525414	KM SHIVANI TYAGI	78	21	99	69.3	18	17	7	42	12.6	81.9	96.35294
15	19085525415	MANU TOMAR	77	20	97	67.9	17	17	7	41	12.3	80.2	94.35294
16	19085525416	MAYANK KUMAR	73	23	96	67.2	15	18	8	41	12.3	79.5	93.52941
17	19085525417	MOHD. AVVALEEN	69	21	90	63	18	17	7	42	12.6	75.6	88.94118
18	19085525418	MOHD. SAIF	72	23	95	66.5	18	18	8	44	13.2	79.7	93.76471
19	19085525419	NISHANT KUMAR TYAGI	73	23	96	67.2	14	18	8	40	12	79.2	93.17647
20	19085525420	PRIYA TYAGI	75	23	98	68.6	17	18	8	43	12.9	81.5	95.88235
21	19085525421	RASHI PATLAN	68	18	86	60.2	14	16	7	37	11.1	71.3	83.88235
22	19085525422	VISHWAAS SHARMA	77	21	98	68.6	17	17	7	41	12.3	80.9	95.17647
23	19085525423	ZEHRA HUSAINI	69	25	94	65.8	17			45	13.5	79.3	93.29412


Co-ordinator
IQAC, Shri F.S. College,
Muzaffarnagar




Chairman
IQAC, Shri Ram College,
Muzaffarnagar

shri


Name of Programme : M.SC (MICRO)

Name of Course/ Subject :INDUSTRIAL MICROBIOLOGY

Assessment of Students


S.NO	Roll Number	Student Name	Direct Assessment		Total Direct Assessment	70 % of C	Indirect Assessment			Total of Indirect Assessment (E)	30 % of E	Total Assessment (D+F)=G	Percentage of Marks out of 85
			External Marks (A)	Internal Marks (B) Class Test/ Unit Test Sessional Test	100	70	Assignment 20	Attendance 20	Behaviour / Attitude 10	50	= (F)	85	G*100/85
					(A+B)=C	D				15			
1	19085525401	AALIYA FATIMA	79	20	99	69.3	14	17	7	38	11.4	80.7	94.94118
2	19085525402	ADARSH PRATAP SINGH RANA	74	24	98	68.6	15	19	9	43	12.9	81.5	95.88235
3	19085525403	ANIT KUMAR	74	22	96	67.2	18	18	8	44	13.2	80.4	94.58824
4	19085525404	ARUN GUJRAL	72	22	94	65.8	19	18	8	45	12	77.8	91.52941
5	19085525405	ASHEESH KUMAR	76	21	97	67.9	16	17	7	40	12	79.9	94
6	19085525406	FADAK ZEHLA	74	24	98	68.6	17	19	9	45	13.5	82.1	96.58824
7	19085525407	FARHA	75	21	96	67.2	18	17	7	42	12.6	79.8	93.88235
8	19085525408	JAHANGEE R ALAM	69	25	94	65.8	15	19	9	43	12.9	78.7	92.58824


Co-ordinator
IQAC, Shri Ram College,
Muzaffarnagar.



Chairman
IQAC, Shri Ram College,
Muzaffarnagar

9	19085525409	KM AANCHAL	75	21	96	67.2	14	17	7	38	11.4	78.6	92.47059
10	19085525410	KM KOSHAR JAHAN	78	21	99	69.3	19	17	7	43	12.9	82.2	96.70588
11	19085525411	KM PREETI NAMDEV	72	21	93	65.1	17	17	7	41	12.3	77.4	91.05882
12	19085525412	KM Saiyyada Razia	75	22	97	67.9	18	18	8	44	13.2	81.1	95.41176
13	19085525413	KM SHIVANI PAL	72	21	93	65.1	15	17	7	39	11.7	76.8	90.35294
14	19085525414	KM SHIVANI TYAGI	78	21	99	69.3	18	17	7	42	12.6	81.9	96.35294
15	19085525415	MANU TOMAR	77	20	97	67.9	17	17	7	41	12.3	80.2	94.35294
16	19085525416	MAYANK KUMAR	73	23	96	67.2	15	18	8	41	12.3	79.5	93.52941
17	19085525417	MOHD. AVVALEEN	69	21	90	63	18	17	7	42	12.6	75.6	88.94118
18	19085525418	MOHD. SAIF	72	23	95	66.5	18	18	8	44	13.2	79.7	93.76471
19	19085525419	NISHANT KUMAR TYAGI	73	23	96	67.2	14	18	8	40	12	79.2	93.17647
20	19085525420	PRIYA TYAGI	75	23	98	68.6	17	18	8	43	12.9	81.5	95.88235
21	19085525421	RASHI PATLAN	68	18	86	60.2	14	16	7	37	11.1	71.3	83.88235
22	19085525422	VISHWAAS SHARMA	77	21	98	68.6	17	17	7	41	12.3	80.9	95.17647
23	19085525423	ZEHRA HUSAINI	69	25	94	65.8	17	19	9	45	13.5	79.3	93.29412


Co-ordinator
IQAC, Shri Ram College,
Muzaffarnagar




Chairman
IQAC, Shri Ram College,
Muzaffarnagar

Name of Programme : M.SC (MICRO)

Name of Course/ Subject :FOOD AND DAIRY MICROBIOLOGY

Assessment of Students

S.NO	Roll Number	Student Name	Direct Assessment		Total Direct Assessment	70 % of C	Indirect Assessment			Total of Indirect Assessment (E)	30 % of E	Total Assessment (D+F)=G	Percentage of Marks out of 85
			External Marks (A)	Internal Marks (B) Class Test/ Unit Test Sessional Test	(A+B)=C	D	Assignment 20	Attendance 20	Behaviour / Attitude 10	50	= (F)	85	G*100/85
					100	70					15		
1	19085525401	AALIYA FATIMA	79	20	99	69.3	14	17	7	38	11.4	80.7	94.94118
2	19085525402	PRATAP SINGH RANA	74	24	98	68.6	15	19	9	43	12.9	81.5	95.88235
3	19085525403	ANIT KUMAR	74	22	96	67.2	18	18	8	44	13.2	80.4	94.58824
4	19085525404	ARUN GUJRAL	72	22	94	65.8	19	18	8	45	12	77.8	91.52941
5	19085525405	ASHEESH KUMAR	76	21	97	67.9	16	17	7	40	12	79.9	94
6	19085525406	FADAR ZEHRA	74	24	98	68.6	17	19	9	45	13.5	82.1	96.58824
7	19085525407	FARHA	75	21	96	67.2	18	17	7	42	12.6	79.8	93.88235
8	19085525408	JAHANGEE R ALAM	69	25	94	65.8	15	19	7	43	12.9	78.7	92.58824

Co-ordinator
IQAC, Shri Ram College,
Muzaffarnagar


Chairman
IQAC, Shri Ram College,
Muzaffarnagar



9	19085525409	KM AANCHAL	75	21	96	67.2	14	17	7	38	11.4	78.6	92.47059
10	19085525410	KM KOSHAR JAHAN	78	21	99	69.3	19	17	7	43	12.9	82.2	96.70588
11	19085525411	KM PREETI NAMDEV	72	21	93	65.1	17	17	7	41	12.3	77.4	91.05882
12	19085525412	KM Saiyyada Razia	75	22	97	67.9	18	18	8	44	13.2	81.1	95.41176
13	19085525413	KM SHIVANI PAL	72	21	93	65.1	15	17	7	39	11.7	76.8	90.35294
14	19085525414	KM SHIVANI TYAGI	78	21	99	69.3	18	17	7	42	12.6	81.9	96.35294
15	19085525415	MANU TOMAR	77	20	97	67.9	17	17	7	41	12.3	80.2	94.35294
16	19085525416	MAYANK KUMAR	73	23	96	67.2	15	18	8	41	12.3	79.5	93.52941
17	19085525417	MOHD. AVVALEEN	69	21	90	63	18	17	7	42	12.6	75.6	88.94118
18	19085525418	MOHD. SAIF	72	23	95	66.5	18	18	8	44	13.2	79.7	93.76471
19	19085525419	NISHANT KUMAR TYAGI	73	23	96	67.2	14	18	8	40	12	79.2	93.17647
20	19085525420	PRIYA TYAGI	75	23	98	68.6	17	18	8	43	12.9	81.5	95.88235
21	19085525421	RASHI PATLAN	68	18	86	60.2	14	16	7	37	11.1	71.3	83.88235
22	19085525422	VISHWAAS SHARMA	77	21	98	68.6	17	17	7	41	12.3	80.9	95.17647
23	19085525423	ZEHRA HUSAINI	69	25	94	65.8	17	19	9	45	13.5	79.3	93.29412


 Co-ordinator
 IQAC, Shri Ram College,
 Muzaffarnagar




 Chairman
 IQAC, Shri Ram College,
 Muzaffarnagar

Name of Programme : M.SC (MICRO)


Name of Course/ Subject :MOLECULAR AND CLINICAL MICROBIOLOGY

Assessment of Students

S.NO	Roll Number	Student Name	Direct Assessment		Total Direct Assessment	70 % of C	Indirect Assessment			Total of Indirect Assessment (E)	30 % of E	Total Assessment (D+F)=G	Percentage of Marks out of 85
			External Marks (A)	Internal Marks (B) Class Test/ Unit Test Sessional Test	(A+B)=C	D	Assignment	Attendance	Behaviour / Attitude	50	= (F)	85	G*100/85
					100	70				20	20	10	15
1	19085525401	AALIYA FATIMA	79	20	99	69.3	14	17	7	38	11.4	80.7	94.94118
2	19085525402	ADARSH PRATAP SINGH RANA	74	24	98	68.6	15	19	9	43	12.9	81.5	95.88235
3	19085525403	ANIT KUMAR	74	22	96	67.2	18	18	8	44	13.2	80.4	94.58824
4	19085525404	ARUN GUJRAL	72	22	94	65.8	19	18	8	45	12	77.8	91.52941
5	19085525405	ASHEESH KUMAR	76	21	97	67.9	16	17	7	40	12	79.9	94
6	19085525406	FADAK ZEHRRA	74	24	98	68.6	17	19	9	45	13.5	82.1	96.58824
7	19085525407	FARHA	75	21	96	67.2	18	17	7	42	12.6	79.8	93.88235
8	19085525408	JAHANGEE R ALAM	69	25	94	65.8	15	19	9	43	12.9	78.7	92.58824

Co-ordinator
IQAC, Shri Ram College,
Muzaffarnagar

Chairman
IQAC, Shri Ram College,
Muzaffarnagar




[Handwritten signature]

9	19085525409	KM AANCHAL	75	21	96	67.2	14	17	7	38	11.4	78.5	92.47059
10	19085525410	KM KOSHAR JAHAN	78	21	99	69.3	19	17	7	43	12.9	82.2	96.70588
11	19085525411	KM PREETI NAMDEV	72	21	93	65.1	17	17	7	41	12.3	77.4	91.05882
12	19085525412	KM Saiyyada Razia	75	22	97	67.9	18	18	8	44	13.2	81.1	95.41176
13	19085525413	KM SHIVANI PAL	72	21	93	65.1	15	17	7	39	11.7	76.8	90.35294
14	19085525414	KM SHIVANI TYAGI	78	21	99	69.3	18	17	7	42	12.6	81.9	96.35294
15	19085525415	MANU TOMAR	77	20	97	67.9	17	17	7	41	12.3	80.2	94.35294
16	19085525416	MAYANK KUMAR	73	23	96	67.2	15	18	8	41	12.3	79.5	93.52941
17	19085525417	MOHD. AVVALEEN	69	21	90	63	18	17	7	42	12.6	75.6	88.94118
18	19085525418	MOHD. SAIF	72	23	95	66.5	18	18	8	44	13.2	79.7	93.76471
19	19085525419	NISHANT KUMAR TYAGI	73	23	96	67.2	14	18	8	40	12	79.2	93.17647
20	19085525420	PRIYA TYAGI	75	23	98	68.6	17	18	8	43	12.9	81.5	95.88235
21	19085525421	RASHI PATLAN	68	18	86	60.2	14	16	7	37	11.1	71.3	83.88235
22	19085525422	VISHWAAS SHARMA	77	21	98	68.6	17	17	7	41	12.3	80.9	95.17647
23	19085525423	ZEHRA HUSAINI	69	25	94	65.8	17	19	9	45	13.5	79.3	93.29412

Co-ordinator
IQAC, Shri Ram College,
Muzaffarnagar

Chairman
IQAC, Shri Ram College,
Muzaffarnagar



Signature

Name of Programme : M.SC (MICRO)

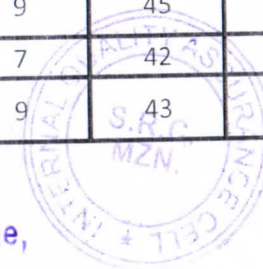
Name of Course/ Subject : MEDICAL MICROBIOLOGY

Assessment of Students

S.NO	Roll Number	Student Name	Direct Assessment		Total Direct Assessment (A+B)=C 100	70 % of C D 70	Indirect Assessment			Total of Indirect Assessment (E) 50	30 % of E = (F) 15	Total Assessment (D+F)=G 85	Percentage of Marks out of 85 G*100/85
			External Marks (A)	Internal Marks (B) Class Test/ Unit Test Sessional Test			Assignment 20	Attendance 20	Behaviour / Attitude 10				
1	19085525401	AALIYA FATIMA	79	20	99	69.3	14	17	7	38	11.4	80.7	94.94118
2	19085525402	ADARSH PRATAP SINGH RANA	74	24	98	68.6	15	19	9	43	12.9	81.5	95.88235
3	19085525403	ANIT KUMAR	74	22	96	67.2	18	18	8	44	13.2	80.4	94.58824
4	19085525404	ARUN GUJRAL	72	22	94	65.8	19	18	8	45	12	77.8	91.52941
5	19085525405	ASHLEESH KUMAR	76	21	97	67.9	16	17	7	40	12	79.9	94
6	19085525406	FADAK ZEHRA	74	24	98	68.6	17	19	9	45	13.5	82.1	96.58824
7	19085525407	FARHA	75	21	96	67.2	18	17	7	42	12.6	79.8	93.88235
8	19085525408	JAHANGEE R ALAM	69	25	94	65.8	15	19	9	43	12.9	78.7	92.58824

Co-ordinator
IQAC, Shri Ram College,
Muzaffarnagar

Chairman
IQAC, Shri Ram College,
Muzaffarnagar



9	19085525409	KM AANCHAL	75	21	96	67.2	14	17	7	38	11.4	78.6	92.47059
10	19085525410	KM KOSHAR JAHAN	78	21	99	69.3	19	17	7	43	12.9	82.2	96.70588
11	19085525411	KM PREETI NAMDEV	72	21	93	65.1	17	17	7	41	12.3	77.4	91.05882
12	19085525412	KM Saiyyada Razia	75	22	97	67.9	18	18	8	44	13.2	81.1	95.41176
13	19085525413	KM SHIVANI PAL	72	21	93	65.1	15	17	7	39	11.7	76.8	90.35294
14	19085525414	KM SHIVANI TYAGI	78	21	99	69.3	18	17	7	42	12.6	81.9	96.35294
15	19085525415	MANU TOMAR	77	20	97	67.9	17	17	7	41	12.3	80.2	94.35294
16	19085525416	MAYANK KUMAR	73	23	96	67.2	15	18	8	41	12.3	79.5	93.52941
17	19085525417	MOHD. AVVALEEN	69	21	90	63	18	17	7	42	12.6	75.6	88.94118
18	19085525418	MOHD. SAIF	72	23	95	66.5	18	18	8	44	13.2	79.7	93.76471
19	19085525419	NISHANT KUMAR TYAGI	73	23	96	67.2	14	18	8	40	12	79.2	93.17647
20	19085525420	PRIYA TYAGI	75	23	98	68.6	17	18	8	43	12.9	81.5	95.88235
21	19085525421	RASHI PATLAN	68	18	86	60.2	14	16	7	37	11.1	71.3	83.88235
22	19085525422	VISHWAAS SHARMA	77	21	98	68.6	17	17	7	41	12.3	80.9	95.17647
23	19085525423	ZEHRA HUSAINI	69	25	94	65.8	17	19	9	45	13.5	79.3	93.29412


Co-ordinator
IQAC, Shri Ram College,
Muzaffarnagar


Chairman
IQAC, Shri Ram College,
Muzaffarnagar



Shri

Name of Programme : M.SC (MICRO)


Name of Course/ Subject :MICROBIAL ENVIRONMENT TECHNOLOGY

Assessment of Students

S.NO	Roll Number	Student Name	Direct Assessment		Total Direct Assessment	70 % of C	Indirect Assessment			Total of Indirect Assessment (E)	30 % of E	Total Assessment (D+F)=G	Percentage of Marks out of 85
			External Marks (A)	Internal Marks (B) Class Test/ Unit Test Sessional Test	(A+B)=C	D	Assignment	Attendance	Behaviour / Attitude	50	= (F)	85	G*100/85
					100	70				20	20	10	15
1	19085525401	AALIYA FATIMA	79	20	99	69.3	14	17	7	38	11.4	80.7	94.94118
2	19085525402	MOHIT PRATAP SINGH RANA	74	24	98	68.6	15	19	9	43	12.9	81.5	95.88235
3	19085525403	ANIT KUMAR	74	22	96	67.2	18	18	8	44	13.2	80.4	94.58824
4	19085525404	ARUN GUJRAL	72	22	94	65.8	19	18	8	45	12	77.8	91.52941
5	19085525405	ASHEESH KUMAR	76	21	97	67.9	16	17	7	40	12	79.9	94
6	19085525406	FADAK ZEHRA	74	24	98	68.6	17	19	9	45	13.5	82.1	96.58824
7	19085525407	FARHA	75	21	96	67.2	18	17	9	42	12.6	79.8	93.88235
8	19085525408	JAHANGIR ALAM	69	25	94	65.8	15	19	9	43	12.9	78.7	92.58824

Co-ordinator
IQAC, Shri Ram College,
Muzaffarnagar

Chairman
IQAC, Shri Ram College,
Muzaffarnagar




Signature

9	19085525409	KM AANCHAL	75	21	96	67.2	14	17	7	38	11.4	78.6	92.47059
10	19085525410	KM KOSHAR JAHAN	78	21	99	69.3	19	17	7	43	12.9	82.2	96.70588
11	19085525411	KM PREETI NAMDEV	72	21	93	65.1	17	17	7	41	12.3	77.4	91.05882
12	19085525412	KM Saiyyada Razia	75	22	97	67.9	18	18	8	44	13.2	81.1	95.41176
13	19085525413	KM SHIVANI PAL	72	21	93	65.1	15	17	7	39	11.7	76.8	90.35294
14	19085525414	KM SHIVANI TYAGI	78	21	99	69.3	18	17	7	42	12.6	81.9	96.35294
15	19085525415	MAINU TOMAR	77	20	97	67.9	17	17	7	41	12.3	80.2	94.35294
16	19085525416	MAYANK KUMAR	73	23	96	67.2	15	18	8	41	12.3	79.5	93.52941
17	19085525417	MOHD. AVVALEEN	69	21	90	63	18	17	7	42	12.6	75.6	88.94118
18	19085525418	MOHD. SAIF	72	23	95	66.5	18	18	8	44	13.2	79.7	93.76471
19	19085525419	NISHANT KUMAR TYAGI	73	23	96	67.2	14	18	8	40	12	79.2	93.17647
20	19085525420	PRIYA TYAGI	75	23	98	68.6	17	18	8	43	12.9	81.5	95.88235
21	19085525421	RASHI PATLAN	68	18	86	60.2	14	16	7	37	11.1	71.3	83.88235
22	19085525422	VISHWAAS SHARMA	77	21	98	68.6	17	17	7	41	12.3	80.9	95.17647
23	19085525423	ZEHRA HUSAINI	69	25	94	65.8	17	19	7	45	13.5	79.3	93.29412


Co-ordinator
IQAC, Shri Ram College,
Muzaffarnagar


Chairman
IQAC, Shri Ram College,
Muzaffarnagar





Name of Programme : M.SC (MICRO)

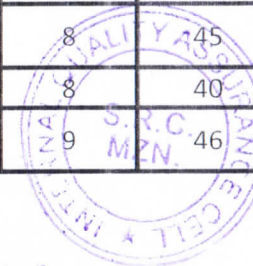
Name of Course/ Subject :MICROBIAL PHYSIOLOGY AND BIOCHEMISTRY

Assessment of Students

S.NO	Roll Number	Student Name	Direct Assessment		Total Direct Assessment	70 % of C	Indirect Assessment			Total of Indirect Assessment (E)	30 % of E	Total Assessment (D+F)=G	Percentage of Marks out of 85
			External Marks (A)	Internal Marks (B) Class Test/ Unit Test Sessional Test	(A+B)=C	D	Assignment	Attendance	Behaviour / Attitude	50	= (F)	85	G*100/85
					100	70				20	20	10	15
1	19085525401	AALIYA FATIMA	48	20	68	47.6	18	17	7	42	12.6	60.2	70.823529
2	19085525402	ADARSH PRATAP SINGH RANA	44	24	68	47.6	14	19	9	42	12.6	60.2	70.823529
3	19085525403	ANIT KUMAR	43	22	65	45.5	15	18	8	41	12.3	57.8	68
4	19085525404	ARUN GUJRAL	38	22	60	42	16	18	7	41	12.3	54.3	63.882353
5	19085525405	ASHEESH KUMAR	43	21	64	44.8	17	17	9	43	12.9	57.7	67.882353
6	19085525406	FADAK ZEHRRA	49	24	73	51.1	18	19	8	45	13.5	64.6	76
7	19085525407	FARHA	48	21	69	48.3	15	17	8	40	12	60.3	70.941176
8	19085525408	JAHANGEE R ALAM	42	25	67	46.9	18	19	9	46	13.8	60.7	71.411765

Co-ordinator
IQAC, Shri Ram College,
Muzaffarnagar

Chairman
IQAC, Shri Ram College,
Muzaffarnagar
Chairman





Signature

9	19085525409	KM AANCHAL	42	21	63	44.1	16	17	8	41	12.3	56.4	66.352941
10	19085525410	KM KOSHAR JAHAN	46	21	67	46.9	19	17	8	44	13.2	60.1	70.705882
11	19085525411	KM PREETI NAMDEV	48	21	69	48.3	17	17	7	41	12.3	60.6	71.294118
12	19085525412	KM Saiyyada Razia	48	22	70	49	18	18	8	44	13.2	62.2	73.176471
13	19085525413	KM SHIVANI PAL	47	21	68	47.6	15	17	7	39	11.7	59.3	69.764706
14	19085525414	KM SHIVANI TYAGI	46	21	67	46.9	18	17	7	42	12.6	59.5	70
15	19085525415	MANU TOMAR	46	20	66	46.2	17	17	7	41	12.3	58.5	68.823529
16	19085525416	MAYANK KUMAR	39	23	62	43.4	15	18	8	41	12.3	55.7	65.529412
17	19085525417	MOHD. AVVALEEN	43	21	64	44.8	18	17	7	42	12.6	57.4	67.529412
18	19085525418	MOHD. SAIF	45	23	68	47.6	18	18	8	44	13.2	60.8	71.529412
19	19085525419	NISHANT KUMAR TYAGI	38	23	61	42.7	14	18	8	40	12	54.7	64.352941
20	19085525420	PRIYA TYAGI	49	23	72	50.4	17	18	8	43	12.9	63.3	74.470588
21	19085525421	RASHI PATLAN	47	18	65	45.5	14	16	7	37	11.1	56.6	66.588235
22	19085525422	VISHWAAS SHARMA	43	21	64	44.8	17	17	7	41	12.3	57.1	67.176471
23	19085525423	ZEHRA HUSAINI	49	25	74	51.8	17	19	9	45	13.5	65.3	76.823529


Co-ordinator
IQAC, Shri Ram College,
Muzaffarnagar


Chairman
IQAC, Shri Ram College,
Muzaffarnagar





Name of Programme : M.SC (MICRO)


Name of Course/ Subject :BIOSTATISTICS,COMPUTER APPLICATION AND

Assessment of Students

S.NO	Roll Number	Student Name	Direct Assessment		Total Direct Assessment (A+B)=C	70 % of C D	Indirect Assessment			Total of Indirect Assessment (E) 50	30 % of E = (F)	Total Assessment (D+F)=G 85	Percentage of Marks out of 85 G*100/85
			External Marks (A)	Internal Marks (B)	100	70	Assignment	Attendance	Behaviour / Attitude	38	15		
				Class Test/ Unit Test Sessional Test									
1	19085525401	AALIYA FATIMA	79	20	99	69.3	14	17	7	38	11.4	80.7	94.94118
2	19085525402	PRATAP SINGH RANA	74	24	98	68.6	15	19	9	43	12.9	81.5	95.88235
3	19085525403	ANIT KUMAR	74	22	96	67.2	18	18	8	44	13.2	80.4	94.58824
4	19085525404	ARON GUJRAL	72	22	94	65.8	19	18	8	45	12	77.8	91.52941
5	19085525405	ASHEESH KUMAR	76	21	97	67.9	16	17	7	40	12	79.9	94
6	19085525406	FADAK ZEHRA	74	24	98	68.6	17	19	9	45	13.5	82.1	96.58824
7	19085525407	FARHA	75	21	96	67.2	18	17	9	42	12.6	79.8	93.88235
8	19085525408	JAHANGEE R ALAM	69	25	94	65.8	15	19	9	42	12.9	78.7	92.58824

Co-ordinator
IQAC, Shri Ram College,
Muzaffarnagar

Chairman
IQAC, Shri Ram College,
Muzaffarnagar



shri

9	19085525409	KM AANCHAL	75	21	96	67.2	14	17	7	38	11.4	78.6	92.47059
10	19085525410	KM KOSHAR JAHAN	78	21	99	69.3	19	17	7	43	12.9	82.2	96.70588
11	19085525411	KM PREETI NAMDEV	72	21	93	65.1	17	17	7	41	12.3	77.4	91.05882
12	19085525412	KM Saiyyada Razia	75	22	97	67.9	18	18	8	44	13.2	81.1	95.41176
13	19085525413	KM SHIVANI PAL	72	21	93	65.1	15	17	7	39	11.7	76.8	90.35294
14	19085525414	KM SHIVANI TYAGI	78	21	99	69.3	18	17	7	42	12.6	81.9	96.35294
15	19085525415	MANU TOMAR	77	20	97	67.9	17	17	7	41	12.3	80.2	94.35294
16	19085525416	MAYANK KUMAR	73	23	96	67.2	15	18	8	41	12.3	79.5	93.52941
17	19085525417	MOHD. AVVALEEN	69	21	90	63	18	17	7	42	12.6	75.6	88.94118
18	19085525418	MOHD. SAIF	72	23	95	66.5	18	18	8	44	13.2	79.7	93.76471
19	19085525419	NISHANT KUMAR TYAGI	73	23	96	67.2	14	18	8	40	12	79.2	93.17647
20	19085525420	PRIYA TYAGI	75	23	98	68.6	17	18	8	43	12.9	81.5	95.88235
21	19085525421	RASHI PATLAN	68	18	86	60.2	14	16	7	37	11.1	71.3	83.88235
22	19085525422	VISHWAAS SHARMA	77	21	98	68.6	17	17	7	41	12.3	80.9	95.17647
23	19085525423	ZEHRA HUSAINI	69	25	94	65.8	17	19	9	45	13.5	79.3	93.29412


Co-ordinator
IQAC, Shri Ram College,
Muzaffarnagar


Chairman
IQAC, Shri Ram College,
Muzaffarnagar



shri

Name of Programme : M.SC (MICRO)

Name of Course/ Subject : MICROBIAL DIVERSITY -EUKARYOTES

Assessment of Students

S.NO	Roll Number	Student Name	Direct Assessment		Total Direct Assessment	70 % of C	Indirect Assessment			Total of Indirect Assessment (E)	30 % of E	Total Assessment (D+F)=G	Percentage of Marks out of 85
			External Marks (A)	Internal Marks (B) Class Test/ Unit Test Sessional Test	(A+B)=C	D	Assignment	Attendance	Behaviour / Attitude	50	= (F)	85	G*100/85
					100	70				20	20	10	15
1	19085525401	AALIYA FATIMA	47	20	67	46.9	17	17	7	41	12.3	59.2	69.64706
2	19085525402	ADARSH PRATAP SINGH RANA	41	24	65	45.5	16	19	9	44	13.2	58.7	69.05882
3	19085525403	ANITI KUMAR	43	22	65	45.5	18	18	8	44	13.2	58.7	69.05882
4	19085525404	ARUN GUJRAL	40	22	62	43.4	19	18	8	45	13.5	56.9	66.94118
5	19085525405	ASHEESH KUMAR	42	21	63	44.1	16	17	7	40	12	56.1	66
6	19085525406	FADAK ZEHRRA	48	24	72	50.4	18	19	9	46	13.8	64.2	75.52941
7	19085525407	FARHA	48	21	69	48.3	18	17	7	42	12.6	60.9	71.64706
8	19085525408	JAHANGEE R ALAM	42	25	67	46.9	15	19	9	43	12.9	59.8	70.35294

Coordinator
IQAC, Shri Ram College,
Muzaffarnagar

Chairman
IQAC, Shri Ram College,
Muzaffarnagar



[Handwritten signature]

9	19085525409	KM AANCHAL	40	21	61	42.7	17	17	7	41	12.3	55	64.70588
10	19085525410	KM KOSHAR JAHAN	45	21	66	46.2	19	17	7	43	12.9	59.1	69.52941
11	19085525411	KM PREETI NAMDEV	46	21	67	46.9	17	17	7	41	12.3	59.2	69.64706
12	19085525412	KM Saiyyada Razia	47	22	69	48.3	18	18	8	44	13.2	61.5	72.35294
13	19085525413	KM SHIVANI PAL	47	21	68	47.6	18	17	7	42	12.6	60.2	70.82353
14	19085525414	KM SHIVANI TYAGI	46	21	67	46.9	18	17	7	42	12.6	59.5	70
15	19085525415	MANU TOMAR	46	20	66	46.2	17	17	7	41	12.3	58.5	68.82353
16	19085525416	MAYANK KUMAR	39	23	62	43.4	15	18	8	41	12.3	55.7	65.52941
17	19085525417	MOHD. AVVALEEN	43	21	64	44.8	18	17	7	42	12.6	57.4	67.52941
18	19085525418	MOHD. SAIF	43	23	66	46.2	18	18	8	44	13.2	59.4	69.88235
19	19085525419	NISHANT KUMAR TYAGI	37	23	60	42	14	18	8	40	12	54	63.52941
20	19085525420	PRIYA TYAGI	48	23	71	49.7	17	18	8	43	12.9	62.6	73.64706
21	19085525421	RASHI PATLAN	47	18	65	45.5	14	16	7	37	11.1	56.6	66.58824
22	19085525422	VISHWAAS SHARMA	42	21	63	44.1	17	17	7	41	12.3	56.4	66.35294
23	19085525423	ZEHRA HUSAINI	48	25	73	51.1	17	19		45	13.5	64.6	76

Co-ordinator
IQAC, Shri Ram College,
Muzaffarnagar

Chairman
IQAC, Shri Ram College,
Muzaffarnagar



Sheet


Name of Programme : M.SC (MICRO)

Name of Course/ Subject INSTRUMENTS AND MICROBIAL TECHNIQUES

Assessment of Students

S.NO	Roll Number	Student Name	Direct Assessment		Total Direct Assessment	70 % of C	Indirect Assessment			Total of Indirect Assessment (E)	30 % of E	Total Assessment (D+F)=G	Percentage of Marks out of 85
			External Marks (A)	Internal Marks (B) Class Test/ Unit Test Sessional Test	(A+B)=C	D	Assignment	Attendance	Behaviour / Attitude	50	= (F)	85	G*100/85
					100	70				20	20	10	15
1	19085525401	AALIYA FATIMA	47	20	67	46.9	14	17	7	38	11.4	58.3	68.58824
2	19085525402	ADARSH PRATAP SINGH RANA	42	24	66	46.2	15	19	9	43	12.9	59.1	69.52941
3	19085525403	ANIT KUMAR	42	22	64	44.8	18	18	8	44	13.2	58	68.23529
4	19085525404	ARUN GUJRAL	39	22	61	42.7	19	18	8	45	13.5	56.2	66.11765
5	19085525405	ASHEESH KUMAR	42	21	63	44.1	16	17	7	40	12	56.1	66
6	19085525406	FADAK ZEHRA	48	24	72	50.4	17	19	9	45	13.5	63.9	75.17647
7	19085525407	FARHA	48	21	69	48.3	18	17	7	42	12.6	60.9	71.64706
8	19085525408	JAHANGEE R ALAM	41	25	66	46.2	15	19	9	43	12.9	59.1	69.52941

Co-ordinator
IQAC, Shri Ram College,
Muzaffarnagar



Chairman
IQAC, Shri Ram College,
Muzaffarnagar

[Handwritten signature]

9	19085525409	KM AANCHAL	41	21	62	43.4	14	17	7	38	11.4	54.8	64.47059
10	19085525410	KM KOSHAR JAHAN	45	21	66	46.2	19	17	7	43	12.9	59.1	69.52941
11	19085525411	KM PREETI NAMDEV	47	21	68	47.6	17	17	7	41	12.3	59.9	70.47059
12	19085525412	KM Saiyyada Razia	47	22	69	48.3	18	18	8	44	13.2	61.5	72.35294
13	19085525413	KM SHIVANI PAL	48	21	69	48.3	15	17	7	39	11.7	60	70.58824
14	19085525414	KM SHIVANI TYAGI	45	21	66	46.2	18	17	7	42	12.6	58.8	69.17647
15	19085525415	MANU TOMAR	45	20	65	45.5	17	17	7	41	12.3	57.8	68
16	19085525416	MAYANK KUMAR	38	23	61	42.7	15	18	8	41	12.3	55	64.70588
17	19085525417	MOHD. AVVALEEN	44	21	65	45.5	18	17	7	42	12.6	58.1	68.35294
18	19085525418	MOHD. SAIF	44	23	67	46.9	18	18	8	44	13.2	60.1	70.70588
19	19085525419	NISHANT KUMAR TYAGI	39	23	62	43.4	14	18	8	40	12	55.4	65.17647
20	19085525420	PRIYA TYAGI	48	23	71	49.7	17	18	8	43	12.9	62.6	73.64706
21	19085525421	RASHI PATLAN	48	18	66	46.2	14	16	7	37	11.1	57.3	67.41176
22	19085525422	VISHWAAS SHARMA	42	21	63	44.1	17	17	7	41	12.3	56.4	66.35294
23	19085525423	ZEHRA HUSAINI	48	25	73	51.1	17	19	9	45	13.5	64.6	76


 Co-ordinator
 IQAC, Shri Ram College,
 Muzaffarnagar




 Chairman
 IQAC, Shri Ram College,
 Muzaffarnagar


Name of Programme : M.SC (MICRO)

Name of Course/ Subject INSTRUMENTS AND MICROBIAL TECHNIQUES

Assessment of Students

S.NO	Roll Number	Student Name	Direct Assessment		Total Direct Assessment (A+B)=C 100	70 % of C D 70	Indirect Assessment			Total of Indirect Assessment (E) 50	30 % of E = (F) 15	Total Assessment (D+F)=G 85	Percentage of Marks out of 85 G*100/85
			External Marks (A)	Internal Marks (B) Class Test/ Unit Test Sessional Test			Assignment 20	Attendance 20	Behavior / Attitude 10				
1	19085525401	AALIYA FATIMA	79	20	99	69.3	14	17	7	38	11.4	80.7	94.94118
2	19085525402	ADARSH PRATAP SINGH RANA	74	24	98	68.6	15	19	9	43	12.9	81.5	95.88235
3	19085525403	ANIT KUMAR	74	22	96	67.2	18	18	8	44	13.2	80.4	94.58824
4	19085525404	ARUN GUJRAL	72	22	94	65.8	19	18	8	45	12	77.8	91.52941
5	19085525405	ASHEESH KUMAR	76	21	97	67.9	16	17	7	40	12	79.9	94
6	19085525406	FADAK ZEHRRA	74	24	98	68.6	17	19	9	45	13.5	82.1	96.58824
7	19085525407	FARHA	75	21	96	67.2	18	17	7	42	12.6	79.8	93.88235
8	19085525408	JAHANGEE R ALAM	69	25	94	65.8	15	19	9	43	12.9	78.7	92.58824

Co-ordinator
IQAC, Shri Ram College,
Muzaffarnagar



Chairman
IQAC, Shri Ram College,
Muzaffarnagar

9	19085525409	KM AANCHAL	75	21	96	67.2	14	17	7	38	11.4	78.6	92.47059
10	19085525410	KM KOSHAR JAHAN	78	21	99	69.3	19	17	7	43	12.9	82.2	96.70588
11	19085525411	KM PREETI NAMDEV	72	21	93	65.1	17	17	7	41	12.3	77.4	91.05882
12	19085525412	KM Saiyyada Razia	75	22	97	67.9	18	18	8	44	13.2	81.1	95.41176
13	19085525413	KM SHIVANI PAL	72	21	93	65.1	15	17	7	39	11.7	76.8	90.35294
14	19085525414	KM SHIVANI TYAGI	78	21	99	69.3	18	17	7	42	12.6	81.9	96.35294
15	19085525415	MANU TOMAR	77	20	97	67.9	17	17	7	41	12.3	80.2	94.35294
16	19085525416	MAYANK KUMAR	73	23	96	67.2	15	18	8	41	12.3	79.5	93.52941
17	19085525417	MOHD. AVVALEEN	69	21	90	63	18	17	7	42	12.6	75.6	88.94118
18	19085525418	MOHD. SAIF	72	23	95	66.5	18	18	8	44	13.2	79.7	93.76471
19	19085525419	NISHANT KUMAR TYAGI	73	23	96	67.2	14	18	8	40	12	79.2	93.17647
20	19085525420	PRIYA TYAGI	75	23	98	68.6	17	18	8	43	12.9	81.5	95.88235
21	19085525421	RASHI FATLAN	68	18	86	60.2	14	16	7	37	11.1	71.3	83.88235
22	19085525422	VISHWAAS SHARMA	77	21	98	68.6	17	17	7	41	12.3	80.9	95.17647
23	19085525423	ZEHRA HUSAINI	69	25	94	65.8	17	19	9	45	13.5	79.3	93.29412


Co-ordinator
IQAC, Shri Ram College,
Muzaffarnagar




Chairman
IQAC, Shri Ram College,
Muzaffarnagar



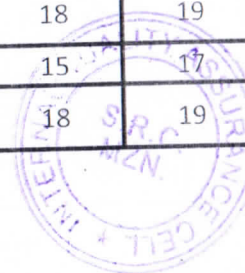
Name of Programme : M.SC (MICRO)

Name of Course/ Subject MICROBIAL DIVERSITY -PROKARYOTES AND VIRUSES

Assessment of Students

S.NO	Roll Number	Student Name	Direct Assessment		Total Direct Assessment (A+B)=C 100	70 % of C D 70	Indirect Assessment			Total of Indirect Assessment (E) 50	30 % of E = (F) 15	Total Assessment (D+F)=G 85	Percentage of Marks out of 85 G*100/85
			External Marks (A)	Internal Marks (B) Class Test/ Unit Test Sessional Test			Assignment 20	Attendance 20	Behaviour / Attitude 10				
1	19085525401	AALIYA FATIMA	48	20	68	47.6	18	17	7	42	12.6	60.2	70.82353
2	19085525402	PRATAP SINGH RANA	44	24	68	47.6	14	19	9	42	12.6	60.2	70.82353
3	19085525403	ANIT KUMAR	43	22	65	45.5	15	18	8	41	12.3	57.8	68
4	19085525404	ARUN GUJRAL	38	22	60	42	16	18	7	41	12.3	54.3	63.88235
5	19085525405	ASHEESH KUMAR	43	21	64	44.8	17	17	9	43	12.9	57.7	67.88235
6	19085525406	FADAK ZEHRRA	49	24	73	51.1	18	19	8	45	13.5	64.6	76
7	19085525407	FARHA	48	21	69	48.3	15	17	8	40	12	60.3	70.94118
8	19085525408	JAHANGEE R ALAM	42	25	67	46.9	18	19	9	46	13.8	60.7	71.41176

Co-ordinator
IQAC, Shri Ram College,
Muzaffarnagar



Chairman
IQAC, Shri Ram College,
Muzaffarnagar

(Handwritten signature)

9	19085525409	KM AANCHAL	42	21	63	44.1	16	17	8	41	12.3	56.4	66.35294
10	19085525410	KM KOSHAR JAHAN	46	21	67	46.9	19	17	8	44	13.2	60.1	70.70588
11	19085525411	KM PREETI NAMDEV	48	21	69	48.3	17	17	7	41	12.3	60.6	71.29412
12	19085525412	KM Saiyyada Razia	48	22	70	49	18	18	8	44	13.2	62.2	73.17647
13	19085525413	KM SHIVANI PAL	47	21	68	47.6	15	17	7	39	11.7	59.3	69.76471
14	19085525414	KM SHIVANI TYAGI	46	21	67	46.9	18	17	7	42	12.6	59.5	70
15	19085525415	MANU TOMAR	46	20	66	46.2	17	17	7	41	12.3	58.5	68.82353
16	19085525416	MAYANK KUMAR	39	23	62	43.4	15	18	8	41	12.3	55.7	65.52941
17	19085525417	MOHD. AVVALEEN	43	21	64	44.8	18	17	7	42	12.6	57.4	67.52941
18	19085525418	MOHD. SAIF	45	23	68	47.6	18	18	8	44	13.2	60.8	71.52941
19	19085525419	NISHANT KUMAR TYAGI	38	23	61	42.7	14	18	8	40	12	54.7	64.35294
20	19085525420	PRIYA TYAGI	49	23	72	50.4	17	18	8	43	12.9	63.3	74.47059
21	19085525421	RASHI PATLAN	47	18	65	45.5	14	16	7	37	11.1	56.6	66.58824
22	19085525422	VISHWAAS SHARMA	43	21	64	44.8	17	17	7	41	12.3	57.1	67.17647
23	19085525423	ZEHRA HUSAINI	49	25	74	51.8	17	19	9	45	13.5	65.3	76.82353

Co-ordinator
IQAC, Shri Ram College,

Muzaffarnagar
Co-ordinator
IQAC, Shri Ram College,



Chairman
IQAC, Shri Ram College,
Muzaffarnagar

Shri Ram College, Muzaffarnagar
Department of Business Administration
CO PO Mapping

Subject Name: Business Organisation
Code: BBA- 101

	Attainment	POs - 1	POs - 2	POs - 3	POs - 4	POs - 5	POs - 6	POs - 7
COs - 1	3	2	1	2	1	1	0	2
COs - 2		3	2	2	0	2	0	3
COs - 3		3	1	1	1	3	0	2
COs - 4		2	2	2	2	2	0	3
COs - 5		2	1	1	0	2	0	2
Average		2.40	1.40	1.60	0.80	2.00	0.00	2.40
Average Attainment		2.40	1.40	1.60	0.80	2.00	0.00	2.40

Subject Name: Business Mathematics
Code: BBA- 102

	Attainment	POs - 1	POs - 2	POs - 3	POs - 4	POs - 5	POs - 6	POs - 7
COs - 1	3	3	0	1	0	2	0	2
COs - 2		3	0	1	0	2	0	3
COs - 3		3	0	2	0	1	0	3
COs - 4		3	0	2	0	2	0	3
COs - 5		3	0	1	0	2	0	3
Average		3	0	1.4	0	1.8	0	2.8
Average Attainment		3.00	0.00	1.40	0.00	1.80	0.00	2.80

Subject Name: Principles of Economics
Code: BBA- 103

	Attainment	POs - 1	POs - 2	POs - 3	POs - 4	POs - 5	POs - 6	POs - 7
COs - 1	3	2	1	1	1	2	1	3
COs - 2		3	1	2	2	3	1	2
COs - 3		2	1	1	2	1	1	2
COs - 4		3	1	1	2	2	2	3
COs - 5		3	1	2	2	1	2	3
Average		2.6	1	1.4	1.8	1.8	1.4	2.6
Average Attainment		2.60	1.00	1.40	1.80	1.80	1.40	2.60

Subject Name: Book Keeping And Basic Accounting
Code: BBA- 104

	Attainment	POs - 1	POs - 2	POs - 3	POs - 4	POs - 5	POs - 6	POs - 7
COs - 1	3	2	1	1	0	2	0	3
COs - 2		3	1	1	0	2	0	2
COs - 3		3	0	1	0	1	0	3
COs - 4		3	0	1	0	2	0	3
COs - 5		3	1	1	0	2	0	3
Average		2.8	0.6	1	0	1.8	0	2.8
Average Attainment		2.80	0.60	1.00	0.00	1.80	0.00	2.80

Co-ordinator
IQAC, Shri Ram College,
Muzaffarnagar

Chairman
IQAC, Shri Ram College,
Muzaffarnagar

Subject Name: Business Laws

Code: BBA- 105

	Attainment	POs - 1	POs - 2	POs - 3	POs - 4	POs - 5	POs - 6	POs - 7
COs - 1	3	2	1	2	1	2	0	2
COs - 2		3	1	2	2	3	1	2
COs - 3		2	2	1	1	2	1	3
COs - 4		3	2	2	2	3	1	3
COs - 5		2	1	1	3	2	0	2
Average		2.4	1.4	1.6	1.8	2.4	0.6	2.4
Average Attainment		2.40	1.40	1.60	1.80	2.40	0.60	2.40

Subject Name: Fundamentals of Management

Code: BBA- 106

	Attainment	POs - 1	POs - 2	POs - 3	POs - 4	POs - 5	POs - 6	POs - 7
COs - 1	3	2	1	2	0	2	0	2
COs - 2		3	2	1	0	2	0	3
COs - 3		2	2	2	1	2	0	2
COs - 4		3	3	3	1	3	0	3
COs - 5		2	2	2	2	2	0	3
Average		2.4	2	2	0.8	2.2	0	2.6
Average Attainment		2.40	2.00	2.00	0.80	2.20	0.00	2.60

Subject Name: Business Ethics

Code: BBA- 107

	Attainment	POs - 1	POs - 2	POs - 3	POs - 4	POs - 5	POs - 6	POs - 7
COs - 1	3	2	1	2	2	3	1	3
COs - 2		3	1	3	2	3	1	3
COs - 3		2	1	2	1	3	1	2
COs - 4		3	2	3	2	3	0	3
COs - 5		2	1	3	2	3	1	3
Average		2.4	1.2	2.6	1.8	3	0.8	2.8
Average Attainment		2.40	1.20	2.60	1.80	3.00	0.80	2.80

Subject Name: Business Environment

Code: BBA- 201

	Attainment	POs - 1	POs - 2	POs - 3	POs - 4	POs - 5	POs - 6	POs - 7
COs - 1	3	2	0	2	2	1	3	2
COs - 2		3	1	3	3	2	3	3
COs - 3		3	1	2	2	1	3	2
COs - 4		2	1	2	3	2	3	3
COs - 5		3	1	2	2	1	3	3
Average		2.6	0.8	2.2	2.4	1.4	3	2.6
Average Attainment		2.60	0.80	2.20	2.40	1.40	3.00	2.60


Co-ordinator
IQAC, Shri Ram College,
Muzaffarnagar


Chairman
IQAC, Shri Ram College,
Muzaffarnagar

Subject Name: Business Communication

Code: BBA-202

	Attainment	POs - 1	POs - 2	POs - 3	POs - 4	POs - 5	POs - 6	POs - 7
COs - 1	3	2	3	2	1	1	0	3
COs - 2		2	3	3	1	2	0	2
COs - 3		3	3	3	1	1	0	2
COs - 4		2	3	2	2	2	0	3
COs - 5		3	3	3	1	2	0	2
Average		2.4	3	2.6	1.2	1.6	0	2.4
Average Attainment		2.40	3.00	2.60	1.20	1.60	0.00	2.40

Subject Name: Indian Economy

Code: BBA- 203

	Attainment	POs - 1	POs - 2	POs - 3	POs - 4	POs - 5	POs - 6	POs - 7
COs - 1	3	2	0	2	2	1	1	2
COs - 2		3	1	2	2	2	1	3
COs - 3		2	0	2	1	2	2	2
COs - 4		2	1	2	2	2	2	2
COs - 5		3	1	3	1	1	1	3
Average		2.4	0.6	2.2	1.6	1.6	1.4	2.4
Average Attainment		2.40	0.60	2.20	1.60	1.60	1.40	2.40

Subject Name: Principles of Accounting

Code: BBA- 204


	Attainment	POs - 1	POs - 2	POs - 3	POs - 4	POs - 5	POs - 6	POs - 7
COs - 1	3	2	0	1	0	2	0	2
COs - 2		3	0	1	0	2	0	3
COs - 3		3	0	1	0	3	0	2
COs - 4		3	0	1	0	2	0	3
COs - 5		3	0	1	0	2	0	3
Average		2.80	0.00	1.00	0.00	2.20	0.00	2.60
Average Attainment		2.80	0.00	1.00	0.00	2.20	0.00	2.60

Subject Name: Organisation Behaviour

Code: BBA-205

	Attainment	POs - 1	POs - 2	POs - 3	POs - 4	POs - 5	POs - 6	POs - 7
COs - 1	3	2	1	1	0	1	0	2
COs - 2		3	1	1	0	2	0	3
COs - 3		2	2	1	0	1	0	2
COs - 4		3	1	2	0	2	0	3
COs - 5		2	2	1	0	2	0	3
Average		2.4	1.4	1.2	0	1.6	0	2.6
Average Attainment		2.40	1.40	1.20	0.00	1.60	0.00	2.60


 Co-ordinator
 IQAC, Shri Ram College,
 Muzaffarnagar


 Chairman
 IQAC, Shri Ram College,
 Muzaffarnagar

Subject Name: Business Statistics

Code: BBA- 206

	Attainment	POs - 1	POs - 2	POs - 3	POs - 4	POs - 5	POs - 6	POs - 7
COs - 1	3	2	0	0	0	1	0	3
COs - 2		3	0	1	0	2	0	3
COs - 3		3	0	0	0	2	0	3
COs - 4		3	0	1	0	3	0	3
COs - 5		3	0	1	0	2	0	3
Average		2.8	0	0.6	0	2	0	3
Average Attainment		2.80	0.00	0.60	0.00	2.00	0.00	3.00

Subject Name: Advertising Management

Code: BBA-301

	Attainment	POs - 1	POs - 2	POs - 3	POs - 4	POs - 5	POs - 6	POs - 7
COs - 1	3	2	2	2	1	3	0	2
COs - 2		2	3	2	1	2	0	3
COs - 3		3	3	2	0	3	0	3
COs - 4		2	2	3	1	2	0	2
COs - 5		3	3	2	0	2	0	3
Average		2.4	2.6	2.2	0.6	2.4	0	2.6
Average Attainment		2.40	2.60	2.20	0.60	2.40	0.00	2.60

Subject Name: Indian Banking System

Code: BBA- 302

	Attainment	POs - 1	POs - 2	POs - 3	POs - 4	POs - 5	POs - 6	POs - 7
COs - 1	3	2	0	2	1	2	0	2
COs - 2		2	0	2	1	1	0	3
COs - 3		2	0	1	1	2	0	2
COs - 4		2	0	2	1	2	1	2
COs - 5		3	0	1	0	3	0	3
Average		2.2	0	1.6	0.8	2	0.2	2.4
Average Attainment		2.20	0.00	1.60	0.80	2.00	0.20	2.40

Subject Name: Human Resource Management

Code: BBA- 303

	Attainment	POs - 1	POs - 2	POs - 3	POs - 4	POs - 5	POs - 6	POs - 7
COs - 1	3	2	1	1	0	1	0	3
COs - 2		2	2	1	0	2	0	2
COs - 3		3	2	1	0	2	0	3
COs - 4		3	2	2	0	3	0	3
COs - 5		2	2	1	0	2	0	2
Average		2.4	1.8	1.2	0	2	0	2.6
Average Attainment		2.40	1.80	1.20	0.00	2.00	0.00	2.60


Co-ordinator
IQAC, Shri Ram College,
Muzaffarnagar


Chairman
IQAC, Shri Ram College,
Muzaffarnagar

Subject Name: Marketing Management

Code: BBA- 304

	Attainment	POs - 1	POs - 2	POs - 3	POs - 4	POs - 5	POs - 6	POs - 7
COs - 1	3	2	3	3	0	1	0	2
COs - 2		3	2	2	0	2	0	3
COs - 3		2	2	2	0	2	0	3
COs - 4		3	3	1	0	2	0	3
COs - 5		3	2	2	0	3	0	3
Average		2.6	2.4	2	0	2	0	2.8
Average Attainment		2.60	2.40	2.00	0.00	2.00	0.00	2.80

Subject Name: Company Accounts

Code: BBA- 305

	Attainment	POs - 1	POs - 2	POs - 3	POs - 4	POs - 5	POs - 6	POs - 7
COs - 1	3	3	0	0	0	2	0	3
COs - 2		3	0	1	0	3	0	2
COs - 3		2	0	1	0	2	0	3
COs - 4		3	0	0	0	3	0	2
COs - 5		3	0	1	0	2	0	3
Average		2.8	0	0.6	0	2.4	0	2.6
Average Attainment		2.80	0.00	0.60	0.00	2.40	0.00	2.60

Subject Name: Company Laws


Code: BBA- 306

	Attainment	POs - 1	POs - 2	POs - 3	POs - 4	POs - 5	POs - 6	POs - 7
COs - 1	3	2	0	1	0	2	0	2
COs - 2		3	0	1	0	2	0	2
COs - 3		2	0	2	0	1	0	3
COs - 4		3	0	1	0	2	0	2
COs - 5		3	0	2	0	1	0	3
Average		2.6	0	1.25	0	1.6	0	2.4
Average Attainment		2.60	0.00	1.25	0.00	1.60	0.00	2.40

Subject Name: Consumer Behaviour

Code: BBA- 401

	Attainment	POs - 1	POs - 2	POs - 3	POs - 4	POs - 5	POs - 6	POs - 7
COs - 1	3	2	3	2	0	2	0	2
COs - 2		3	2	2	0	1	0	3
COs - 3		2	3	1	0	2	0	3
COs - 4		3	2	2	0	1	0	3
COs - 5		3	3	1	0	2	0	3
Average		2.6	2.6	1.6	0	1.6	0	2.8
Average Attainment		2.60	2.60	1.60	0.00	1.60	0.00	2.80


Co-ordinator
IQAC, Shri Ram College,
Muzaffarnagar


Chairman
IQAC, Shri Ram College,
Muzaffarnagar

Subject Name: Financial Management

Code: BBA- 402

	Attainment	POs - 1	POs - 2	POs - 3	POs - 4	POs - 5	POs - 6	POs - 7
COs - 1	3	2	0	0	0	2	0	2
COs - 2		3	0	0	0	3	0	3
COs - 3		3	0	0	0	2	0	2
COs - 4		3	0	0	0	2	0	2
COs - 5		3	0	0	0	3	0	3
Average		2.80	0.00	0.00	0.00	2.40	0.00	2.40
Average Attainment		2.80	0.00	0.00	0.00	2.40	0.00	2.40

Subject Name: Production Management

Code: BBA- 403

	Attainment	POs - 1	POs - 2	POs - 3	POs - 4	POs - 5	POs - 6	POs - 7
COs - 1	3	2	2	2	0	1	0	2
COs - 2		3	1	1	0	2	1	2
COs - 3		2	0	0	0	2	2	3
COs - 4		2	1	0	0	2	1	3
COs - 5		3	1	0	0	3	1	3
Average		2.4	1	0.6	0	2	1	2.6
Average Attainment		2.40	1.00	0.60	0.00	2.00	1.00	2.60

Subject Name: Sales Management

Code: BBA- 404

	Attainment	POs - 1	POs - 2	POs - 3	POs - 4	POs - 5	POs - 6	POs - 7
COs - 1	3	3	2	1	0	3	0	2
COs - 2		3	3	3	0	2	0	3
COs - 3		2	3	1	0	2	0	3
COs - 4		2	3	2	0	2	0	3
COs - 5		3	2	2	0	2	0	3
Average		2.6	2.6	1.8	0	2.2	0	2.8
Average Attainment		2.60	2.60	1.80	0.00	2.20	0.00	2.80

Subject Name: Research Methodology

Code: BBA- 405

	Attainment	POs - 1	POs - 2	POs - 3	POs - 4	POs - 5	POs - 6	POs - 7
COs - 1	3	3	1	1	0	2	0	2
COs - 2		2	2	2	0	3	0	3
COs - 3		2	2	2	0	2	0	3
COs - 4		2	1	1	0	3	0	3
COs - 5		3	2	1	0	3	0	3
Average		2.4	1.6	1.4	0	2.6	0	2.8
Average Attainment		2.40	1.60	1.40	0.00	2.60	0.00	2.80

Co-ordinator
IQAC, Shri Ram College,
Muzaffarnagar

Chairman
IQAC, Shri Ram College,
Muzaffarnagar

Subject Name: Operation Research

Code: BBA- 406

	Attainment	POs - 1	POs - 2	POs - 3	POs - 4	POs - 5	POs - 6	POs - 7
COs - 1	3	3	1	0	0	2	0	2
COs - 2		3	1	0	0	3	0	3
COs - 3		3	0	0	0	2	0	3
COs - 4		2	1	0	0	3	0	2
COs - 5		3	1	0	0	2	0	3
Average		2.8	0.8	0	0	2.4	0	2.6
Average Attainment		2.80	0.80	0.00	0.00	2.40	0.00	2.60

Subject Name: Entrepreneurship and Small Business Management

Code: BBA- 501

	Attainment	POs - 1	POs - 2	POs - 3	POs - 4	POs - 5	POs - 6	POs - 7
COs - 1	3	3	1	1	1	2	1	2
COs - 2		3	1	0	1	3	1	2
COs - 3		3	1	1	1	2	1	1
COs - 4		2	1	2	1	2	2	2
COs - 5		2	1	0	2	2	2	2
Average		2.6	1	0.8	1.2	2.2	1.4	1.8
Average Attainment		2.60	1.00	0.80	1.20	2.20	1.40	1.80

Subject Name: Managerial Economics

Code: BBA- 502

	Attainment	POs - 1	POs - 2	POs - 3	POs - 4	POs - 5	POs - 6	POs - 7
COs - 1	3	2	0	1	1	2	0	2
COs - 2		3	0	0	1	2	0	2
COs - 3		2	1	1	1	3	0	3
COs - 4		3	1	2	0	2	0	1
COs - 5		2	1	1	2	2	0	1
Average		2.40	0.60	1.00	1.00	2.25	0.00	1.80
Average Attainment		2.40	0.60	1.00	1.00	2.25	0.00	1.80

Subject Name: Cost & Management Accounting

Code: BBA- 503

	Attainment	POs - 1	POs - 2	POs - 3	POs - 4	POs - 5	POs - 6	POs - 7
COs - 1	3	3	0	1	1	3	0	2
COs - 2		3	0	1	2	3	0	3
COs - 3		2	0	1	2	3	0	2
COs - 4		2	0	1	2	2	0	2
COs - 5		3	0	1	3	2	0	2
Average		2.6	0	1	2	2.6	0	2.2
Average Attainment		2.60	0.00	1.00	2.00	2.60	0.00	2.20

Co-ordinator
IQAC, Shri Ram College,
Muzaffarnagar

Chairman
IQAC, Shri Ram College,
Muzaffarnagar

Subject Name: Income Tax Law & Practice

Code: BBA- 504

	Attainment	POs - 1	POs - 2	POs - 3	POs - 4	POs - 5	POs - 6	POs - 7
COs - 1	3	2	0	0	1	2	0	2
COs - 2		3	0	0	1	2	0	1
COs - 3		3	0	0	0	1	0	2
COs - 4		2	0	0	1	1	0	2
COs - 5		2	0	0	0	2	0	2
Average		2.4	0	0	0.6	1.6	0	1.8
Average Attainment		2.40	0.00	0.00	0.60	1.60	0.00	1.80

Subject Name: Industrial Law

Code: BBA- 505

	Attainment	POs - 1	POs - 2	POs - 3	POs - 4	POs - 5	POs - 6	POs - 7
COs - 1	3	2	1	1	1	3	1	2
COs - 2		3	1	2	1	2	1	3
COs - 3		2	1	1	0	3	2	3
COs - 4		3	1	2	1	2	1	3
COs - 5		3	1	2	1	2	1	3
Average		2.60	1.00	1.60	0.80	2.40	1.20	2.80
Average Attainment		2.60	1.00	1.60	0.80	2.40	1.20	2.80

Subject Name: Fundamentals of Computers

Code: BBA- 506

	Attainment	POs - 1	POs - 2	POs - 3	POs - 4	POs - 5	POs - 6	POs - 7
COs - 1	3	2	0	0	0	2	0	2
COs - 2		3	0	0	0	1	0	2
COs - 3		2	1	0	0	2	0	2
COs - 4		3	1	0	0	2	0	2
COs - 5		3	3	0	0	2	0	3
Average		2.60	1.00	0.00	0.00	1.80	0.00	2.20
Average Attainment		2.60	1.00	0.00	0.00	1.80	0.00	2.20

Subject Name: Management Information System

Code: BBA- 601

	Attainment	POs - 1	POs - 2	POs - 3	POs - 4	POs - 5	POs - 6	POs - 7
COs - 1	3	3	1	1	0	2	0	2
COs - 2		2	2	1	0	3	0	3
COs - 3		3	1	2	0	2	0	2
COs - 4		2	2	1	0	3	0	3
COs - 5		2	2	2	0	3	0	2
Average		2.4	1.6	1.4	0	2.6	0	2.4
Average Attainment		2.40	1.60	1.40	0.00	2.60	0.00	2.40

Co-ordinator
IQAC, Shri Ram College,
Muzaffarnagar

Chairman
IQAC, Shri Ram College,
Muzaffarnagar

Subject Name: Strategic Management & Business Policy

Code: BBA- 602

	Attainment	POs - 1	POs - 2	POs - 3	POs - 4	POs - 5	POs - 6	POs - 7
COs - 1	3	2	1	1	0	3	0	2
COs - 2		2	2	2	0	2	0	2
COs - 3		2	1	1	0	2	0	3
COs - 4		3	2	2	0	1	0	3
COs - 5		2	2	1	0	1	0	2
Average		2.2	1.6	1.4	0	1.8	0	2.4
Average Attainment		2.20	1.60	1.40	0.00	1.80	0.00	2.40

Subject Name: Goods & Services Tax

Code: BBA- 603

	Attainment	POs - 1	POs - 2	POs - 3	POs - 4	POs - 5	POs - 6	POs - 7
COs - 1	3	3	1	1	1	2	0	2
COs - 2		3	1	2	2	2	0	3
COs - 3		3	0	2	1	3	0	2
COs - 4		2	0	1	2	2	0	2
COs - 5		3	1	2	1	2	0	3
Average		2.8	0.6	1.6	1.4	2.2	0	2.4
Average Attainment		2.80	0.60	1.60	1.40	2.20	0.00	2.40

Subject Name: International Trade

Code: BBA- 604

	Attainment	POs - 1	POs - 2	POs - 3	POs - 4	POs - 5	POs - 6	POs - 7
COs - 1	3	2	2	1	1	2	0	2
COs - 2		3	3	2	2	2	0	3
COs - 3		2	2	2	1	3	0	3
COs - 4		3	2	1	2	1	0	2
COs - 5		2	2	1	2	2	0	2
Average		2.4	2.2	1.4	1.6	2	0	2.4
Average Attainment		2.4	2.2	1.4	1.6	2	0	2.4

Subject Name: Auditing

Code: BBA- 605

	Attainment	POs - 1	POs - 2	POs - 3	POs - 4	POs - 5	POs - 6	POs - 7
COs - 1	3	2	0	0	0	2	0	2
COs - 2		3	0	0	0	2	0	2
COs - 3		3	0	0	0	2	0	3
COs - 4		2	0	0	0	3	0	2
COs - 5		2	0	0	0	1	0	2
Average		2.4	0	0	0	2	0	2.2
Average Attainment		2.4	0	0	0	2	0	2.2



 Co-ordinator
 IQAC, Shri Ram College,
 Muzaffarnagar


 IQAC, Shri Ram College,
 Muzaffarnagar

Subject Name: Fundamental of E-commerce

Code: BBA- 606

	Attainment	POs - 1	POs - 2	POs - 3	POs - 4	POs - 5	POs - 6	POs - 7
COs - 1	3	2	1	2	1	1	0	2
COs - 2		2	2	2	1	2	0	3
COs - 3		2	2	1	1	2	0	2
COs - 4		3	1	2	1	1	0	2
COs - 5		2	2	3	1	1	0	2
Average		2.2	1.6	2	1	1.4	0	2.2
Average Attainment		2.20	1.60	2.00	1.00	1.40	0.00	2.20


Co-ordinator
IQAC, Shri Ram College,
Muzaffarnagar


Chairman
IQAC, Shri Ram College,
Muzaffarnagar

ASSESSMENT OF ATTAINMENT FOR PROGRAMME OUTCOME (2020-21)

Course Name	Course Code	CO Attainment	PO 1	PO 2	PO 3	PO 4	PO 5	PO 6	PO 7
Business Organisation	BBA-101	3	2.40	1.40	1.60	0.80	2.00	0.00	2.40
Business Mathematics	BBA-102	3	3.00	0.00	1.40	0.00	1.80	0.00	2.80
Principles of Economics	BBA-103	3	2.60	1.00	1.40	1.80	1.80	1.40	2.60
Book Keeping And Basic Accounting	BBA-104	3	2.80	0.60	1.00	0.00	1.80	0.00	2.80
Business Laws	BBA-105	3	2.40	1.40	1.60	1.80	2.40	0.60	2.40
Fundamentals of Management	BBA-106	3	2.40	2.00	2.00	0.80	2.20	0.00	2.60
Business Ethics	BBA-107	3	2.40	1.20	2.60	1.80	3.00	0.80	2.80
Business Environment	BBA-201	3	2.60	0.80	2.20	2.40	1.40	3.00	2.60
Business Communication	BBA-202	3	2.40	3.00	2.60	1.20	1.60	0.00	2.40
Indian Economy	BBA-203	3	2.4	0.6	2.2	1.6	1.6	1.4	2.4
Principles of Accounting	BBA-204	3	2.80	0.00	1.00	0.00	2.20	0.00	2.60
Organisation Behaviour	BBA-205	3	2.40	1.40	1.20	0.00	1.60	0.00	2.60
Business Statistics	BBA-206	3	2.80	0.00	0.60	0.00	2.00	0.00	3.00
Advertising Management	BBA-301	3	2.40	2.60	2.20	0.60	2.40	0.00	2.60
Indian Banking System	BBA-302	3	2.20	0.00	1.60	0.80	2.00	0.20	2.40
Human Resource Management	BBA-303	3	2.40	1.80	1.20	0.00	2.00	0.00	2.60
Marketing Management	BBA-304	3	2.60	2.40	2.00	0.00	2.00	0.00	2.80
Company Accounts	BBA-305	3	2.80	0.00	0.60	0.00	2.40	0.00	2.60
Company Laws	BBA-306	3	2.60	0.00	1.25	0.00	1.60	0.00	2.40
Consumer Behaviour	BBA-401	3	2.60	2.60	1.60	0.00	1.60	0.00	2.80
Financial Management	BBA-402	3	2.80	0.00	0.00	0.00	2.40	0.00	2.40
Production Management	BBA-403	3	2.40	1.00	0.60	0.00	2.00	1.00	2.60
Sales Management	BBA-404	3	2.60	2.60	1.80	0.00	2.20	0.00	2.80
Research Methodology	BBA-405	3	2.40	1.60	1.40	0.00	2.60	0.00	2.80
Operation Research	BBA-406	3	2.80	0.80	0.00	0.00	2.40	0.00	2.60
Entrepreneurship and Small Business Management	BBA-501	3	2.60	1.00	0.80	1.20	2.20	1.40	1.80
Managerial Economics	BBA-502	3	2.40	0.60	1.00	1.00	2.25	0.00	1.80
Cost & management Accounting	BBA-503	3	2.60	0.00	1.00	2.00	2.60	0.00	2.20
Income Tax Law & Accounts	BBA-504	3	2.40	0.00	0.00	1.60	1.60	0.00	1.80
Industrial Law	BBA-505	3	2.60	1.00	1.60	1.40	1.40	1.20	2.80
Fundamentals of Computers	BBA-506	3	2.60	1.00	0.00	1.80	1.80	0.00	2.20

IQAC, Sri Ram College,
Muzaffarnagar

Chairman
IQAC, Sri Ram College,
Muzaffarnagar

Management Information System	BBA-601	3	2.40	1.60	1.40	0.00	2.60	0.00	2.40
Strategic Management & Business Policy	BBA-602	3	2.20	1.60	1.40	0.00	1.80	0.00	2.40
Goods & Services Tax	BBA-603	3	2.80	0.60	1.60	1.40	2.20	0.00	2.40
International Trade	BBA-604	3	2.4	2.2	1.4	1.6	2	0	2.4
Auditing	BBA-605	3	2.40	0.00	0.00	0.00	2.00	0.00	2.20
Fundamental of E-commerce	BBA-606	3	2.20	1.60	2.00	1.00	1.40	0.00	2.20
PO Attainment through Results			2.53	1.48	1.50	1.29	2.05	1.55	2.49

80 % of PO Attainment through results (A)	2.02	1.18	1.20	1.03	1.64	1.24	1.99
Alumni Survey	3	2	2	2	2	2	3
10 % of Alumni Survey (B)	0.3	0.2	0.2	0.2	0.2	0.2	0.3
Employer/ Professional Survey	2	1	2	2	3	3	2
10 % of Employer Survey (C)	0.2	0.1	0.2	0.2	0.3	0.3	0.2
PO Attainment Value A+B+C	2.52	1.48	1.60	1.43	2.14	1.74	2.49
Target Value	2.52	1.48	1.50	1.29	2.05	1.55	2.49
Gap Value	0.00	0.00	0.10	0.14	0.09	0.19	0.00
Programme Attainment Status	yes	yes	yes	yes	yes	yes	yes


 Co-ordinator
 IQAC, Shri Ram College,
 Muzaffarnagar


 Chairman
 IQAC, Shri Ram College,
 Muzaffarnagar

Shri Ram College, Muzaffarnagar
Department of Business Administration
ASSESSMENT FOR PROGRAMME TARGET VALUE (2020-21)

Course Name	Course Code	PO 1	PO 2	PO 3	PO 4	PO 5	PO 6	PO 7
Business Organisation	BBA-101	2.40	1.40	1.60	0.80	2.00	0.00	2.40
Business Mathematics	BBA-102	3.00	0.00	1.40	0.00	1.80	0.00	2.80
Principles of Economics	BBA-103	2.60	1.00	1.40	1.80	1.80	1.40	2.60
Book Keeping And Basic Accounting	BBA-104	2.80	0.60	1.00	0.00	1.80	0.00	2.80
Business Laws	BBA-105	2.40	1.40	1.60	1.80	2.40	0.60	2.40
Fundamentals of Management	BBA-106	2.40	2.00	2.00	0.80	2.20	0.00	2.60
Business Ethics	BBA-107	2.40	1.20	2.60	1.80	3.00	0.80	2.80
Business Environment	BBA-201	2.60	0.80	2.20	2.40	1.40	3.00	2.60
Business Communication	BBA-202	2.40	3.00	2.60	1.20	1.60	0.00	2.40
Indian Economy	BBA-203	2.4	0.6	2.2	1.6	1.6	1.4	2.4
Principles of Accounting	BBA-204	2.80	0.00	1.00	0.00	2.20	0.00	2.60
Organisation Behaviour	BBA-205	2.40	1.40	1.20	0.00	1.60	0.00	2.60
Business Statistics	BBA-206	2.80	0.00	0.60	0.00	2.00	0.00	3.00
Advertising Management	BBA-301	2.40	2.60	2.20	0.60	2.40	0.00	2.60
Indian Banking System	BBA-302	2.20	0.00	1.60	0.80	2.00	0.20	2.40
Human Resource Management	BBA-303	2.40	1.80	1.20	0.00	2.00	0.00	2.60
Marketing Management	BBA-304	2.60	2.40	2.00	0.00	2.00	0.00	2.80
Company Accounts	BBA-305	2.80	0.00	0.60	0.00	2.40	0.00	2.60
Company Laws	BBA-306	2.60	0.00	1.25	0.00	1.60	0.00	2.40
Consumer Behaviour	BBA-401	2.60	2.60	1.60	0.00	1.60	0.00	2.80
Financial Management	BBA-402	2.80	0.00	0.00	0.00	2.40	0.00	2.40
Production Management	BBA-403	2.40	1.00	0.60	0.00	2.00	1.00	2.60
Sales Management	BBA-404	2.60	2.60	1.80	0.00	2.20	0.00	2.80
Research Methodology	BBA-405	2.40	1.60	1.40	0.00	2.60	0.00	2.80
Operation Research	BBA-406	2.80	0.80	0.00	0.00	2.40	0.00	2.60
Entrepreneurship and Small Business Management	BBA-501	2.60	1.00	0.80	1.20	2.20	1.40	1.80
Managerial Economics	BBA-502	2.40	0.60	1.00	1.00	2.25	0.00	1.80
Cost & management Accounting	BBA-503	2.60	0.00	1.00	2.00	2.60	0.00	2.20
Income Tax Law & Accounts	BBA-504	2.40	0.00	0.00	0.60	1.60	0.00	1.80
Industrial Law	BBA-505	2.60	1.00	1.60	0.80	2.40	1.20	2.80
Fundamentals of Computers	BBA-506	2.60	1.00	0.00	0.00	1.80	0.00	2.20

Co-ordinator
IQAC, Shri Ram College,
Muzaffarnagar

Chairman
IQAC, Shri Ram College,
Muzaffarnagar

Management Information System	BBA-601	2.40	1.60	1.40	0.00	2.60	0.00	2.40
Strategic Management & Business Policy	BBA-602	2.20	1.60	1.50	0.00	1.80	0.00	2.40
Goods & Services Tax	BBA-603	2.80	0.60	1.60	1.40	2.20	0.00	2.40
International Trade	BBA-604	2.4	2.2	1.4	1.6	2	0	2.4
Auditing	BBA-605	2.40	0.00	0.00	0.00	2.00	0.00	2.20
Fundamental of E-commerce	BBA-606	2.20	1.60	2.00	1.00	1.40	0.00	2.20
Average Target Values		2.52	1.48	1.50	1.29	2.05	1.55	2.49


 Co-ordinator
 IQAC, Shri Ram College,
 Muzaffarnagar


 IQAC, Shri Ram College,
 Muzaffarnagar

Shri Ram College Muzaffarnagar
Department of Journalism & Mass Communication

Course- BJMC

Session- 2018-2021

ASSESSMENT FOR PROGRAMME TARGET VALUE

Course Name	Course Code	PO 1	PO 2	PO 3	PO 4	PO 5	PO 6	PO 7
Introduction to Mass Communication	BJMC-101	2.75	3	3	3	2	1.5	3
Computer Basics	BJMC-102	1.75	1	1	1.25	1	1.75	1.5
Value Education	BJMC-103	2.5	2.5	3	3	2.75	2.75	3
General Hindi	BJMC-104	0.75	2.5	1.25	0.75	1.25	0.25	0.75
Introduction to Journalism	BJMC-201	2	2	2	2.52	1.5	1.25	2
Constitution and Indian Political System	BJMC-202	1.25	1	1.75	2.25	1.75	1.25	1.75
Indian Social System	BJMC-203	1.75	1.75	2.25	2.25	1.25	0.75	1.75
General English	BJMC-204	1.25	2.5	1.25	1	0.75	0.75	1
Print Media - I (Reporting)	BJMC-301	2.5	2	2.25	2	1.75	0.5	2
Indian Economic System	BJMC-302	1.75	1.25	1.25	1.75	1.75	1	1.5
Electronic Media - I (Radio)	BJMC-303	2	2	1.75	1.75	1.25	1	1.25
Media Law	BJMC-304	1.5	1.25	1.25	1.25	1.5	1	1.25
Print Media - II (Editing)	BJMC-401	2.5	2	2	1.5	1.75	0.25	1.75
Social Media	BJMC-402	1.75	2	2.5	2.25	1	0.25	1.75
Public Relation and Corporate Communication	BJMC-403	1.75	2.5	2.25	2.25	1.75	0.5	1.75
Electronic Media -II (Television)	BJMC-404	1.5	1.75	1.75	1.75	0.5	0.75	1
Advertising	BJMC-501	1.75	2.5	2.25	2.25	1.75	0.5	1.75
Development Communication	BJMC-502	2	2.5	2.25	2.5	1.25	2.25	1.75
Mass Media Writing Skills	BJMC-503	2	2.75	2.5	2.5	1.25	2.25	1.75
Digital Journalism	BJMC-504	1.75	2.25	1.75	2	1.75	0.75	1.5
Average Target Values		1.84	2.05	1.96	1.99	1.48	1.06	1.69

ASSESSMENT OF ATTAINMENT FOR PROGRAMME OUTCOME

Course Name	Course Code	CO Attainment	PO 1	PO 2	PO 3	PO 4	PO 5	PO 6	PO 7
Introduction to Mass Communication	BJMC-101	3	2.75	3	3	3	2	1.5	3
Computer Basics	BJMC-102	3	1.75	1	1	1.25	1	1.75	1.5
Value Education	BJMC-103	3	2.5	2.5	3	3	2.75	2.75	3

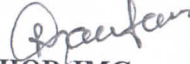
Co-ordinator
IQAC, Shri Ram College,
Muzaffarnagar

IQAC, Shri Ram College,
Muzaffarnagar



General Hindi	BJMC-104	3	0.75	2.5	1.25	0.75	1.25	0.25	0.75
Introduction to Journalism	BJMC-201	3	2	2	2	2.52	1.5	1.25	2
Constitution and Indian Political System	BJMC-202	3	1.25	1	1.75	2.25	1.75	1.25	1.75
Indian Social System	BJMC-203	3	1.75	1.75	2.25	2.25	1.25	0.75	1.75
General English	BJMC-204	3	1.25	2.5	1.25	1	0.75	0.75	1
Print Media - I (Reporting)	BJMC-301	3	2.5	2	2.25	2	1.75	0.5	2
Indian Economic System	BJMC-302	3	1.75	1.25	1.25	1.75	1.75	1	1.5
Electronic Media - I (Radio)	BJMC-303	3	2	2	1.75	1.75	1.25	1	1.25
Media Law	BJMC-304	3	1.5	1.25	1.25	1.25	1.5	1	1.25
Print Media - II (Editing)	BJMC-401	3	2.5	2	2	1.5	1.75	0.25	1.75
Social Media	BJMC-402	3	1.75	2	2.5	2.25	1	0.25	1.75
Public Relation and Corporate Communication	BJMC-403	3	1.75	2.5	2.25	2.25	1.75	0.5	1.75
Electronic Media -II (Television)	BJMC-404	3	1.5	1.75	1.75	1.75	0.5	0.75	1
Advertising	BJMC-501	3	1.75	2.5	2.25	2.25	1.75	0.5	1.75
Development Communication	BJMC-502	3	2	2.5	2.25	2.5	1.25	2.25	1.75
Mass Media Writing Skills	BJMC-503	3	2	2.75	2.5	2.5	1.25	2.25	1.75
Digital Journalism	BJMC-504	3	1.75	2.25	1.75	2	1.75	0.75	1.5
PO Attainment through Results			1.84	2.05	1.96	1.99	1.48	1.06	1.69

80 % of PO Attainment through results (A)	1.47	1.64	1.56	1.59	1.18	0.84	1.35
Alumni Survey	2	3	3	3	3	2	3
10 % of Alumni Survey (B)	0.2	0.3	0.3	0.3	0.3	0.2	0.3
Employer/ Professional Survey	2	3	3	2	2	3	3
10 % of Employer Survey (C)	0.2	0.3	0.3	0.2	0.2	0.3	0.3
PO Attainment Value A+B+C	1.87	2.24	2.16	2.09	1.68	1.34	1.95
Target Value	1.84	2.05	1.96	1.99	1.48	1.06	1.69
Gap Value	0.03	0.19	0.20	0.10	0.20	0.28	0.26
Programme Attainment Status	yes	yes	yes	yes	yes	yes	yes


HOD JMC

DR. RAVI GAUTAM

Chairman 
IQAC, Shri Ram College,
Muzaffarnagar


Co-ordinator
IQAC, Shri Ram College,
Muzaffarnagar



Shri Ram College, Muzaffarnagar
Department of Journalism and Mass Communication
Evaluation Sheet of BJMC 2018-21

S.No.	Subject Code	No of Students getting marks more than 60%	Weightage (x1)	f1*x1 (Multiply of entries column f1 & x1)	No of Students getting marks more than 40% (f2)	Weightage (x2)	f2*x2 (Multiply of entries column f2 & x2)	No of Students getting marks less than 40% (f3)	Weightage (x3)	f3*x3 (Multiply of entries column f3 & x3)	$\Sigma fx = f1*x1 + f2*x2 + f3*x3$	$\Sigma f = f1 + f2 + f3$	m = $\frac{\Sigma fx}{\Sigma f}$	Attainment of Course (%) =
														$m * 100 / 3$ %
1	101	22	3	66	12	2	24	1	1	1	91	35	2.6	86.66667
2	102	11	3	33	22	2	44	2	1	2	79	35	2.257143	75.2381
3	103	22	3	66	13	2	26	0	1	0	92	35	2.628571	87.61905
4	104	25	3	75	10	2	20	0	1	0	95	35	2.714286	90.47619
5	201	15	3	45	16	2	32	0	1	0	77	31	2.483871	82.7957
6	202	18	3	54	13	2	26	0	1	0	80	31	2.580645	86.02151
7	203	16	3	48	14	2	28	1	1	1	77	31	2.483871	82.7957
8	204	16	3	48	13	2	26	2	1	2	76	31	2.451613	81.72043
9	301	24	3	72	4	2	8	1	1	1	81	29	2.793103	93.10345
10	302	15	3	45	13	2	26	1	1	1	72	29	2.482759	82.75862
11	303	18	3	54	10	2	20	1	1	1	75	29	2.586207	86.2069
12	304	26	3	78	2	2	4	1	1	1	83	29	2.862069	95.4023
13	401	18	3	54	11	2	22	0	1	0	76	29	2.62069	87.35632
14	402	18	3	54	11	2	22	0	1	0	76	29	2.62069	87.35632
15	403	18	3	54	11	2	22	0	1	0	76	29	2.62069	87.35632
16	404	18	3	54	11	2	22	0	1	0	76	29	2.62069	87.35632
17	501	21	3	63	6	2	12	0	1	0	75	27	2.777778	92.59259
18	502	23	3	69	4	2	8	0	1	0	77	27	2.851852	95.06173
19	503	24	3	72	3	2	6	0	1	0	78	27	2.888889	96.2963
20	504	23	3	69	4	2	8	0	1	0	77	27	2.851852	95.06173

[Signature]
Co-ordinator
IQAC, Shri Ram College,
Muzaffarnagar



[Signature]
Chairman
IQAC, Shri Ram College,
Muzaffarnagar

[Signature]

SHRI RAM COLLEGE, MUZAFFARNAGAR

Journalism & Mass Communication

Session: 2018-2019

Name of Programme.....BJMC- Ist Sem.....

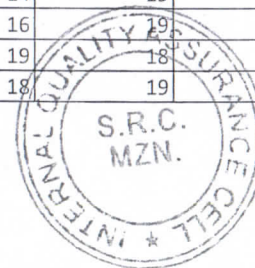
Name of Course/ Subject - Introduction to Mass Communication

Assessment of Students

S.NO	Student Name	External Marks (A)	Internal Marks (B) Class Test Unit Test Sessional Test	Total Direct Assessment (A+B)=C 100	70 % of C =(D) 70	Indirect Assessment			Total of Indirect Assessment (E) 50	30 % of E =(F) 15	Total Assessment (D+F)=G 85	Percentage of Marks out of 85 G*100/85
						Assignment 20	Attendance 20	Behaviour / Attitude 10				
1	AMREETA	31	22	53	37.1	19	18	9	46	13.8	50.9	59.88235294
2	ANJALI	25	21	46	32.2	19	17	9	45	13.5	45.7	53.76470588
3	ANKIT	25	20	45	31.5	18	19	9	46	13.8	45.3	53.29411765
4	ANSHIKA TYAGI	41	25	66	46.2	19	18	9	46	13.8	60	70.58823529
5	ARCHIT	30	24	54	37.8	19	19	8	46	13.8	51.6	60.70588235
6	ASHIF	33	23	56	39.2	19	19	9	47	14.1	53.3	62.70588235
7	BILAL AHMAD	AB	20	20	14	17	15	9	41	12.3	26.3	30.94117647
8	DEEPA WALIA	27	20	47	32.9	19	19	9	47	14.1	47	55.29411765
9	DEEPAI TYAGI	24	20	44	30.8	14	17	8	39	11.7	42.5	50
10	GOPI SAINI	42	23	65	45.5	16	16	9	41	12.3	57.8	68
11	HAIDER	19	21	40	28	19	18	8	45	13.5	41.5	48.82352941
12	KESAR	40	25	65	45.5	19	19	9	47	14.1	59.6	70.11764706
13	KHILADI	32	21	53	37.1	19	19	9	47	14.1	51.2	60.23529412
14	KIRTI	34	21	55	38.5	17	14	9	40	12	50.5	59.41176471
15	LOVE KUSH	35	21	56	39.2	14	14	7	35	10.5	49.7	58.47058824
16	MEGHA	37	25	62	43.4	17	18	9	44	13.2	56.6	66.58823529
17	MEGHA KALYANI	33	25	58	40.6	16	17	8	41	12.3	52.9	62.23529412
19	MOHD FAISAL	40	24	64	44.8	19	18	9	46	13.8	58.6	68.94117647
18	MOHD IKBAL	15	19	34	23.8	15	17	8	40	12	35.8	42.11764706
21	MOHD KADIR	30	36	66	46.2	16	17	8	41	12.3	58.5	68.82352941
20	MOHD MAROOF	37	24	61	42.7	19	18	9	46	13.8	56.5	66.47058824
22	MOHIT KUMAR	24	20	44	30.8	18	16	9	43	12.9	43.7	51.41176471
23	MOHIT KUMAR	20	21	41	28.7	19	19	9	47	14.1	42.8	50.35294118
24	NIDHI RANI	36	24	60	42	19	19	9	47	14.1	56.1	66
25	RISHABH CHAUDHARY	48	25	73	51.1	14	19	9	42	12.6	63.7	74.94117647
26	ROHIT KUMAR	40	24	64	44.8	16	19	9	44	13.2	58	68.23529412
27	SAHIL RASHID	52	23	75	52.5	19	18	9	46	13.8	66.3	78
28	SAPNA KUMARI	35	21	56	39.2	18	19	9	46	13.8	53	62.35294118

Co-ordinator
IQAC, Shri Ram College,
Muzaffarnagar

Chairman
IQAC, Shri Ram College,
Muzaffarnagar




29	SAURABH SHARMA	60	24	84	58.8	17	18	8	43	12.9	71.7	84.35294118
30	SHABNAM	51	25	76	53.2	18	18	9	45	13.5	66.7	78.47058824
31	UTKARSH	45	23	68	47.6	19	19	9	47	14.1	61.7	72.58823529
32	VANDANA KUMARI	60	24	84	58.8	18	19	7	44	13.2	72	84.70588235
33	VASU	38	24	62	43.4	18	19	9	46	13.8	57.2	67.29411765
34	VIJAY KABEER	25	18	43	30.1	16	18	7	41	12.3	42.4	49.88235294
35	ZABINAZ	50	24	74	51.8	17	19	9	45	13.5	65.3	76.82352941


Co-ordinator
IQAC, Shri Ram College,
Muzaffarnagar


Chairman
IQAC, Shri Ram College,
Muzaffarnagar





SHRI RAM COLLEGE, MUZAFFARNAGAR

Journalism & Mass Communication

Session: 2018-2019

Name of Programme.....BJMC- Ist Sem.....


Name of Course/ Subject - Computer Basics

Assessment of Students

S.NO	Student Name	External Marks (A)	Internal Marks (B) Class Test/ Unit Test Sessional Test	Total Direct Assessment (A+B)=C 100	70 % of C =(D) 70	Indirect Assessment			Total of Indirect Assessment (E) 50	30 % of E =(F) 15	Total Assessment (D+F)=G 85	Percentage of Marks out of 85 G*100/85
						Assignment 20	Attendance 20	Behaviour / Attitude 10				
1	AMREETA	36	19	55	38.5	19	18	9	46	13.8	52.3	61.52941176
2	ANJALI	14	19	33	23.1	19	17	9	45	13.5	36.6	43.05882353
3	ANKIT	32	18	50	35	18	19	9	46	13.8	48.8	57.41176471
4	ANSHIKA TYAGI	18	23	41	28.7	19	18	9	46	13.8	42.5	50
5	ARCHIT	28	23	51	35.7	19	19	8	46	13.8	49.5	58.23529412
6	ASHIF	13	24	37	25.9	19	19	9	47	14.1	40	47.05882353
7	BILAL AHMAD	AB	18	18	12.6	17	15	9	41	12.3	24.9	29.29411765
8	DEEPA WALIA	36	18	54	37.8	19	19	9	47	14.1	51.9	61.05882353
9	DEEPALI TYAGI	26	20	46	32.2	14	17	8	39	11.7	43.9	51.64705882
10	GOPI SAINI	25	22	47	32.9	16	16	9	41	12.3	45.2	53.17647059
11	HAIDER	20	18	38	26.6	19	18	8	45	13.5	40.1	47.17647059
12	KESAR	34	24	58	40.6	19	19	9	47	14.1	54.7	64.35294118
13	KHILADI	28	23	51	35.7	19	19	9	47	14.1	49.8	58.58823529
14	KIRTI	19	20	39	27.3	17	14	9	40	12	39.3	46.23529412
15	LOVE KUSH	25	22	47	32.9	14	14	7	35	10.5	43.4	51.05882353
16	MEGHA	42	24	66	46.2	17	18	9	44	13.2	59.4	69.88235294
17	MEGHA KALYANI	41	24	65	45.5	16	17	8	41	12.3	57.8	68
19	MOHD FAISAL	18	24	42	29.4	19	18	9	46	13.8	43.2	50.82352941
18	MOHD IKBAL	14	19	33	23.1	15	17	8	40	12	35.1	41.29411765
21	MOHD KADIR	29	19	48	33.6	16	17	8	41	12.3	45.9	54
20	MOHD MAROOF	25	24	49	34.3	19	18	9	46	13.8	48.1	56.58823529
23	MOHIT KUMAR	31	18	49	34.3	19	19	9	47	14.1	48.4	56.94117647
22	MOHIT KUMAR	30	18	48	33.6	18	16	9	43	12.9	46.5	54.70588235
24	NIDHI RANI	32	23	55	38.5	19	19	9	47	14.1	52.6	61.88235294
25	RISHABH CHAUDHARY	36	24	60	42	14	19	9	42	12.6	54.6	64.23529412
26	ROHIT KUMAR	25	24	49	34.3	16	19	9	44	13.2	47.5	55.88235294
27	SAHIL RASHID	27	23	50	35	19	18	9	46	13.8	48.8	57.41176471
28	SAPNA KUMARI	22	20	42	29.4	18	19	9	46	13.8	43.2	50.82352941


 Co-ordinator
 IQAC, Shri Ram College,
 Muzaffarnagar


Chairman
 IQAC, Shri Ram College,
 Muzaffarnagar



29	SAURABH SHARMA	37	25	62	43.4	17	18	8	43	12.9	56.3	66.23529412
30	SHABNAM	33	25	58	40.6	18	18	9	45	13.5	54.1	63.64705882
31	UTKARSH	27	24	51	35.7	19	19	9	47	14.1	49.8	58.58823529
32	VANDANA KUMARI	34	25	59	41.3	18	19	7	44	13.2	54.5	64.11764706
33	VASU	27	20	47	32.9	18	19	9	46	13.8	46.7	54.94117647
34	VIJAY KABEER	10	19	29	20.3	16	18	7	41	12.3	32.6	38.35294118
35	ZABINAZ	46	24	70	49	17	19	9	45	13.5	62.5	73.52941176


 Co-ordinator
 IQAC, Shri Ram College,
 Muzaffarnagar




 Chairman
 IQAC, Shri Ram Coll. ge,
 Muzaffarnagar

SHRI RAM COLLEGE, MUZAFFARNAGAR

Journalism & Mass Communication

Session: 2018-2019

Name of Programme.....BJMC- Ist Sem.....

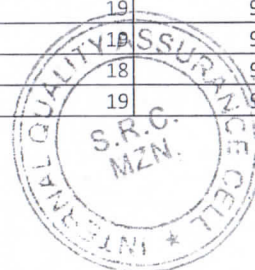
Name of Course/ Subject - Value Education

Assessment of Students

S.NO	Student Name	External Marks (A)	Internal Marks (B) Class Test/ Unit Test Sessional Test	Total Direct Assessment (A+B)=C 100	70 % of C =(D) 70	Indirect Assessment			Total of Indirect Assessment (E) 50	30 % of E = (F) 15	Total Assessment (D+i)=G 85	Percentage of Marks out of 85 G*100/85
						Assignment 20	Attendance 20	Behaviour / Attitude 10				
1	AMREETA	28	21	49	34.3	19	18	9	46	13.8	48.1	56.58823529
2	ANJALI	29	22	51	35.7	19	17	9	45	13.5	49.2	57.88235294
3	ANKIT	25	21	46	32.2	18	19	9	46	13.8	46	54.11764706
4	ANSHIKA TYAGI	23	24	47	32.9	19	18	9	46	13.8	46.7	54.94117647
5	ARCHIT	35	25	60	42	19	19	8	46	13.8	55.8	65.64705882
6	ASHIF	30	24	54	37.8	19	19	9	47	14.1	51.9	61.05882353
7	BILAL AHMAD	25	21	46	32.2	17	15	9	41	12.3	44.5	52.35294118
8	DEEPA WALIA	32	22	54	37.8	19	19	9	47	14.1	51.9	61.05882353
9	DEEPALI TYAGI	21	21	42	29.4	14	17	8	39	11.7	41.1	48.35294118
10	GOPI SAINI	35	24	59	41.3	16	16	9	41	12.3	53.6	63.05882353
11	HAIDER	19	20	39	27.3	19	18	8	45	13.5	40.8	48
12	KESAR	38	25	63	44.1	19	19	9	47	14.1	58.2	68.47058824
13	KHILADI	34	23	57	39.9	19	19	9	47	14.1	54	63.52941176
14	KIRTI	17	22	39	27.3	17	14	9	40	12	39.3	46.23529412
15	LOVE KUSH	36	22	58	40.6	14	14	7	35	10.5	51.1	60.11764706
16	MEGHA	43	24	67	46.9	17	18	9	44	13.2	60.1	70.70588235
17	MEGHA KALYANI	39	24	63	44.1	16	17	8	41	12.3	56.4	66.35294118
19	MOHD FAISAL	38	23	61	42.7	19	18	9	46	13.8	56.5	66.47058824
18	MOHD IKBAL	18	20	38	26.6	15	17	8	40	12	38.6	45.41176471
21	MOHD KADIR	26	20	46	32.2	16	17	8	41	12.3	44.5	52.35294118
20	MOHD MAROOF	35	23	58	40.6	19	18	9	46	13.8	54.4	64
23	MOHIT KUMAR	42	19	61	42.7	19	19	9	47	14.1	56.8	66.82352941
22	MOHIT KUMAR	32	21	53	37.1	18	16	9	43	12.9	50	58.82352941
24	NIDHI RANI	39	23	62	43.4	19	19	9	47	14.1	57.5	67.64705882
25	RISHABH CHAUDHARY	46	24	70	49	14	19	9	42	12.6	61.6	72.47058824
26	ROHIT KUMAR	31	23	54	37.8	16	18	9	44	13.2	51	60
27	SAHIL RASHID	37	22	59	41.3	19	18	9	46	13.8	55.1	64.82352941
28	SAPNA KUMARI	29	21	50	35	18	19	9	46	13.8	48.8	57.41176471

Co-ordinator
IQAC, Shri Ram College,
Muzaffarnagar

Chairman
IQAC, Shri Ram College,
Muzaffarnagar




29	SAURABH SHARMA	44	24	68	47.6	17	18	8	43	12.9	60.5	71.17647059
30	SHABNAM	45	24	69	48.3	18	18	9	45	13.5	61.8	72.705882353
31	UTKARSH	30	24	54	37.8	19	19	9	47	14.1	51.9	61.05882353
32	VANDANA KUMARI	45	24	69	48.3	18	19	7	44	13.2	61.5	72.35294118
33	VASU	39	23	62	43.4	18	19	9	46	13.8	57.2	67.29411765
34	VIJAY KABEER	25	18	43	30.1	16	18	7	41	12.3	42.4	49.88235294
35	ZABINAZ	42	23	65	45.5	17	19	9	45	13.5	59	69.41176471


Co-ordinator
IQAC, Shri Ram College,
Muzaffarnagar


Chairman
IQAC, Shri Ram College,
Muzaffarnagar





SHRI RAM COLLEGE, MUZAFFARNAGAR

Journalism & Mass Communication

Session: 2018-2019

Name of Programme.....BJMC- Ist Sem.....


Name of Course/ Subject - General Hindi

Assessment of Students

S.NO	Student Name	External Marks (A)	Internal Marks (B) Class Test/ Unit Test Sessional Test	Total Direct Assessment (A+B)=C 100	70 % of C =(D) 70	Indirect Assessment			Total of Indirect Assessment (E) 50	30 % of E =(F) 15	Total Assessment (D+F)=G 85	Percentage of Marks out of 85 G*100/85
						Assignment 20	Attendance 20	Behaviour / Attitude 10				
1	AMREETA	35	21	56	39.2	19	18	9	46	13.8	53	62.35294118
2	ANJALI	36	18	54	37.8	19	17	9	45	13.5	51.3	60.35294118
3	ANKIT	20	20	40	28	18	19	9	46	13.8	41.8	49.17647059
4	ANSHIKA TYAGI	46	24	70	49	19	18	9	46	13.8	62.8	73.88235294
5	ARCHIT	48	24	72	50.4	19	19	8	46	13.8	64.2	75.52941176
6	ASHIF	49	25	74	51.8	19	19	9	47	14.1	65.9	77.52941176
7	BILAL AHMAD	43	20	63	44.1	17	15	9	41	12.3	56.4	66.35294118
8	DEEPA WALIA	34	22	56	39.2	19	19	9	47	14.1	53.3	62.70588235
9	DEEPALI TYAGI	26	22	48	33.6	14	17	8	39	11.7	45.3	53.29411765
10	GOPI SAINI	32	23	55	38.5	16	16	9	41	12.3	50.8	59.76470588
11	HAIDER	22	20	42	29.4	19	18	8	45	13.5	42.9	50.47058824
12	KESAR	41	24	65	45.5	19	19	9	47	14.1	59.6	70.11764706
13	KHILADI	32	23	55	38.5	19	19	9	47	14.1	52.6	61.88235294
14	KIRTI	33	21	54	37.8	17	14	9	40	12	49.8	58.58823529
15	LOVE KUSH	45	21	66	46.2	14	14	7	35	10.5	56.7	66.70588235
16	MEGHA	49	25	74	51.8	17	18	9	44	13.2	65	76.47058824
17	MEGHA KALYANI	43	24	67	46.9	16	17	8	41	12.3	59.2	69.64705882
19	MOHD FAISAL	42	23	65	45.5	19	18	9	46	13.8	59.3	69.76470588
18	MOHD IKBAL	22	20	42	29.4	15	17	8	40	12	41.4	48.70588235
21	MOHD KADIR	29	22	51	35.7	16	17	8	41	12.3	48	56.47058824
20	MOHD MAROOF	41	23	64	44.8	19	18	9	46	13.8	58.6	68.94117647
23	MOHIT KUMAR	39	18	57	39.9	19	19	9	47	14.1	54	63.52941176
22	MOHIT KUMAR	31	23	54	37.8	18	16	9	43	12.9	50.7	59.64705882
24	NIDHI RANI	50	24	74	51.8	19	19	9	47	14.1	65.9	77.52941176
25	RISHABH CHAUDHARY	48	24	72	50.4	14	19	9	42	12.6	63	74.11764706
26	ROHIT KUMAR	44	23	67	46.9	16	19	9	44	13.2	60.1	70.70588235
27	SAHIL RASHID	40	22	62	43.4	19	18	9	46	13.8	57.2	67.29411765
28	SAPNA KUMARI	30	20	50	35	18	19	9	46	13.8	48.8	57.41176471

Co-ordinator
IQAC, Shri Ram College,
Muzaffarnagar

Chairman
IQAC, Shri Ram College,
Muzaffarnagar



29	SAURABH SHARMA	57																	
30	SHABNAM	45	25	82	57.4	17	18	8	43	12.9	70.3	82.70588235							
31	UTKARSH	42	24	69	48.3	18	18	9	45	13.5	61.8	72.70588235							
32	VANDANA KUMARI	45	25	67	46.9	19	19	9	47	14.1	61	71.76470588							
33	VASU	42	25	70	49	18	19	7	44	13.2	62.2	73.17647059							
34	VIJAY KABEER	33	18	67	46.9	18	19	9	46	13.8	60.7	71.41176471							
35	ZABINAZ	57	23	51	35.7	16	18	7	41	12.3	48	56.47058824							
				80	56	17	19	9	45	13.5	69.5	81.76470588							


 Co-ordinator
 IQAC, Shri Ram College,
 Muzaffarnagar


 Chairman
 IQAC, Shri Ram College,
 Muzaffarnagar





SHRI RAM COLLEGE, MUZAFFARNAGAR

Journalism & Mass Communication

Session: 2018-2019

Name of Programme.....BJMC- IInd Sem


Name of Course/ Subject - Introduction to Journalism

Assessment of Students

S.NO	Student Name	External Marks (A)	Internal Marks (B) Class Test/ Unit Test Sessional Test	Total Direct Assessment (A+B)=C 100	70 % of C =(D) 70	Indirect Assessment			Total of Indirect Assessment (E) 50	30 % of E =(F) 15	Total Assessment (D+F)=G 85	Percentage of Marks out of 85 G*100/85
						Assignment 20	Attendance 20	Behaviour / Attitude 10				
1	AMREETA	15	20	35	24.5	18	17	8	43	12.9	37.4	44
2	ANJALI	19	20	39	27.3	18	17	9	44	13.2	40.5	47.64705882
3	ANSHIKA TYAGI	46	24	70	49	18	18	9	45	13.5	62.5	73.52941176
4	ARCHIT	37	25	62	43.4	19	19	9	47	14.1	57.5	67.64705882
5	ASHIF	28	20	48	33.6	19	19	9	47	14.1	47.7	56.11764706
6	BILAL AHMAD	20	20	40	28	19	19	9	47	14.1	42.1	49.52941176
7	DEEPA WALIA	22	20	42	29.4	17	17	7	41	12.3	41.7	49.05882353
8	DEEPALI TYAGI	12	20	32	22.4	19	18	9	46	13.8	36.2	42.58823529
9	GOPI SAINI	30	23	53	37.1	16	17	8	41	12.3	49.4	58.11764706
10	KESAR	38	25	63	44.1	19	18	9	46	13.8	57.9	68.11764706
11	KHILADI	36	24	60	42	19	18	8	45	13.5	55.5	65.29411765
12	KIRTI	25	20	45	31.5	19	19	9	47	14.1	45.6	53.64705882
13	LOVE KUSH	31	20	51	35.7	19	19	9	47	14.1	49.8	58.58823529
14	MEGHA	34	23	57	39.9	17	18	9	44	13.2	53.1	62.47058824
15	MEGHA KALYANI	47	23	70	49	17	17	8	42	12.6	61.6	72.47058824
16	MOHD FAISAL	37	22	59	41.3	18	18	9	45	13.5	54.8	64.47058824
17	MOHD MAROOF	22	23	45	31.5	18	17	8	43	12.9	44.4	52.23529412
18	MOHIT KUMAR	50	22	72	50.4	17	17	8	42	12.6	63	74.11764706
19	MOHIT KUMAR	21	21	42	29.4	19	18	9	46	13.8	43.2	50.82352941
20	NIDHI RANI	20	24	44	30.8	19	19	9	47	14.1	44.9	52.82352941
21	RISHABH CHAUDHARY	46	24	70	49	16	17	8	41	12.3	61.3	72.11764706
22	ROHIT KUMAR	31	23	54	37.8	18	16	9	43	12.9	50.7	59.64705882
23	SAHIL RASHID	44	22	66	46.2	19	19	9	47	14.1	60.3	70.94117647
24	SAPNA KUMARI	31	20	51	35.7	19	19	9	47	14.1	49.8	58.58823529
25	SAURABH SHARMA	43	25	68	47.6	19	19	9	47	14.1	61.7	72.58823529
26	SHABNAM	43	24	67	46.9	18	19	9	46	13.8	60.7	71.41176471
27	UTKARSH	31	25	56	39.2	19	18	9	46	13.8	53	62.35294118
28	VANDANA KUMARI	46	24	70	49	18	19	9	46	13.8	62.8	73.88235294
29	VASU	22	20	42	29.4	18	18	8	44	13.2	42.6	50.11764706
30	VIJAY KABEER	27	20	47	32.9	18	18	9	45	13.5	46.4	54.58823529
31	ZABINAZ	37	25	62	43.4	19	18	9	47	14.1	57.5	67.64705882

W
Co-ordinator
IQAC, Shri Ram College,
Muzaffarnagar

GS
Chairman
IQAC, Shri Ram College,
Muzaffarnagar



Vaishali

SHRI RAM COLLEGE, MUZAFFARNAGAR
Journalism & Mass Communication

Session: 2018-2019

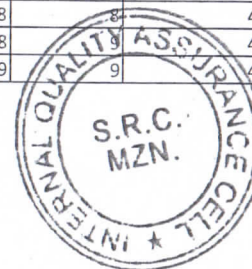
Name of Programme.....BJMC- IInd Sem.....

Name of Course/ Subject - Constitution and Political System of India
Assessment of Students

S.NO	Student Name	External Marks (A)	Internal Marks (B) Class Test/ Unit Test Sessional Test	Total Direct Assessment (A+B)=C 100	70 % of C =(D) 70	Indirect Assessment			Total of Indirect Assessment (E) 50	30 % of E =(F) 15	Total Assessment (D+F)=G 85	Percentage of Marks out of 85 G*100/85
						Assignment 20	Attendance 20	Behaviour / Attitude 10				
1	AMREETA	20	20	40	28	18	17	8	43	12.9	40.9	48.11764706
2	ANJALI	22	20	42	29.4	18	17	9	44	13.2	42.6	50.11764706
3	ANSHIKA TYAGI	37	24	61	42.7	18	18	9	45	13.5	56.2	66.11764706
4	ARCHIT	44	24	68	47.6	19	19	9	47	14.1	61.7	72.58823529
5	ASHIF	29	22	51	35.7	19	19	9	47	14.1	49.8	58.58823529
6	BILAL AHMAD	25	18	43	30.1	19	19	9	47	14.1	44.2	52
7	DEEPA WALIA	20	19	39	27.3	17	17	7	41	12.3	39.6	46.58823529
8	DEEPALI TYAGI	10	21	31	21.7	19	18	9	46	13.8	35.5	41.76470588
9	GOPI SAINI	14	24	38	26.6	16	17	8	41	12.3	38.9	45.76470588
10	KESAR	39	24	63	44.1	19	18	9	46	13.8	57.9	68.11764706
11	KHILADI	19	24	43	30.1	19	18	8	45	13.5	43.6	51.29411765
12	KIRTI	19	22	41	28.7	19	19	9	47	14.1	42.8	50.35294118
13	LOVE KUSH	41	21	62	43.4	19	19	9	47	14.1	57.5	67.64705882
14	MEGHA	45	24	69	48.3	17	18	9	44	13.2	61.5	72.35294118
15	MEGHA KALYANI	37	24	61	42.7	17	17	8	42	12.6	55.3	65.05882353
16	MOHD FAISAL	41	21	62	43.4	18	18	9	45	13.5	56.9	66.94117647
17	MOHD MAROOF	38	22	60	42	18	17	8	43	12.9	54.9	64.58823529
19	MOHIT KUMAR	39	20	59	41.3	19	18	9	46	13.8	55.1	64.82352941
18	MOHIT KUMAR	39	21	60	42	17	17	8	42	12.6	54.6	64.23529412
20	NIDHI RANI	34	25	59	41.3	19	19	9	47	14.1	55.4	65.17647059
21	RISHABH CHAUDHARY	44	23	67	46.9	16	17	8	41	12.3	59.2	69.64705882
22	ROHIT KUMAR	41	22	63	44.1	18	16	9	43	12.9	57	67.05882353
23	SAHIL RASHID	42	21	63	44.1	19	19	9	47	14.1	58.2	68.47058824
24	SAPNA KUMARI	34	19	53	37.1	19	19	9	47	14.1	51.2	60.23529412
25	SAURABH SHARMA	44	24	68	47.6	19	19	9	47	14.1	61.7	72.58823529
26	SHABNAM	41	24	65	45.5	18	19	9	46	13.8	59.3	69.76470588
27	UTKARSH	19	24	43	30.1	19	18	9	46	13.8	43.9	51.64705882
28	VANDANA KUMARI	32	25	57	39.9	18	19	9	46	13.8	53.7	63.17647059
29	VASU	25	21	46	32.2	18	18	8	44	13.2	45.4	53.41176471
30	VIJAY KABEER	20	19	39	27.3	18	18	18	45	13.5	40.8	48
31	ZABINAZ	28	24	52	36.4	19	19	9	47	14.1	50.5	59.41176471

[Signature]
Co-ordinator
IQAC, Shri Ram College,
Muzaffarnagar

[Signature]
Chairman
IQAC, Shri Ram College,
Muzaffarnagar



[Signature]

SHRI RAM COLLEGE, MUZAFFARNAGAR

Journalism & Mass Communication

Session: 2018-2019

Name of Programme.....BJMC- IIInd Sem.....

Name of Course/ Subject - Indian Social System

Assessment of Students

S.NO	Student Name	External Marks (A)	Internal Marks (B) Class Test/ Unit Test Sessional Test	Total Direct Assessment (A+B)=C 100	70 % of C =(D) 70	Indirect Assessment			Total of Indirect Assessment (E) 50	30 % of E =(F) 15	Total Assessment (D+F)=G 85	Percentage of Marks out of 85 G*100/85
						Assignment 20	Attendance 20	Behaviour / Attitude 10				
1	AMREETA	15	21	36	25.2	18	17	8	43	12.9	38.1	44.82352941
2	ANJALI	23	22	45	31.5	18	17	9	44	13.2	44.7	52.58823529
3	ANSHIKA TYAGI	32	23	55	38.5	18	18	9	45	13.5	52	61.17647059
4	ARCHIT	35	25	60	42	19	19	9	47	14.1	56.1	66
5	ASHIF	25	21	46	32.2	19	19	9	47	14.1	46.3	54.47058824
6	BILAL AHMAD	6	19	25	17.5	19	19	9	47	14.1	31.6	37.17647059
7	DEEPA WALIA	18	19	37	25.9	17	17	7	41	12.3	38.2	44.94117647
8	DEEPA TYAGI	10	20	30	21	19	18	9	46	13.8	34.8	40.94117647
9	GOPI SAINI	25	24	49	34.3	16	17	8	41	12.3	46.6	54.82352941
10	KESAR	41	25	66	46.2	19	18	9	46	13.8	60	70.58823529
11	KHILADI	34	25	59	41.3	19	18	8	45	13.5	54.8	64.47058824
12	KIRTI	29	22	51	35.7	19	19	9	47	14.1	49.8	58.58823529
13	LOVE KUSH	39	20	59	41.3	19	19	9	47	14.1	55.4	65.17647059
14	MEGHA	25	23	48	33.6	17	18	9	44	13.2	46.8	55.05882353
15	MEGHA KALYANI	32	24	56	39.2	17	17	8	42	12.6	51.8	60.94117647
16	MOHD FAISAL	37	20	57	39.9	18	18	9	45	13.5	53.4	62.82352941
17	MOHD MAROOF	27	24	51	35.7	18	17	8	43	12.9	48.6	57.17647059
18	MOHIT KUMAR	26	20	46	32.2	17	17	8	42	12.6	44.8	52.70588235
19	MOHIT KUMAR	18	20	38	26.6	19	18	9	46	13.8	40.4	47.52941176
20	NIDHI RANI	35	25	60	42	19	19	9	47	14.1	56.1	66
21	RISHABH CHAUDHARY	41	24	65	45.5	16	17	8	41	12.3	57.8	68
22	ROHIT KUMAR	34	23	57	39.9	18	16	9	43	12.9	52.8	62.11764706
23	SAHIL RASHID	37	22	59	41.3	19	19	9	47	14.1	55.4	65.17647059
24	SAPNA KUMARI	31	19	50	35	19	19	9	47	14.1	49.1	57.76470588
25	SAURABH SHARMA	45	25	70	49	19	19	9	47	14.1	63.1	74.23529412
26	SHABNAM	37	25	62	43.4	18	19	9	46	13.8	57.2	67.29411765
27	UTKARSH	26	24	50	35	19	18	9	46	13.8	48.8	57.41176471
28	VANDANA KUMARI	44	25	69	48.3	18	19	9	46	13.8	62.1	73.05882353
29	VASU	33	22	55	38.5	18	18	8	44	13.2	51.7	60.82352941
30	VIJAY KABEER	21	18	39	27.3	18	18	9	45	13.5	40.8	48
31	ZABINAZ	45	25	70	49	19	19	9	47	14.1	63.1	74.23529412

[Signature]
Co-ordinator
IQAC, Shri Ram College,
Muzaffarnagar

[Signature]
Chairman
IQAC, Shri Ram College,
Muzaffarnagar



[Signature]

SHRI RAM COLLEGE, MUZAFFARNAGAR

Journalism & Mass Communication

Session: 2018-2019

Name of Programme.....BJMC- IInd Sem.....


Name of Course/ Subject - General English

Assessment of Students

S.NO	Student Name	External Marks (A)	Internal Marks (B) Class Test/ Unit Test Sessional Test	Total Direct Assessment (A+B)=C 100	70 % of C =(D) 70	Indirect Assessment			Total of Indirect Assessment (E) 50	30 % of E =(F) 15	Total Assessment (D+F)=G 85	Percentage of Marks out of 85 G*100/85
						Assignment 20	Attendance 20	Behaviour / Attitude 10				
1	AMREETA	17	19	36	25.2	18	17	8	43	12.9	38.1	44.82352941
2	ANJALI	18	21	39	27.3	18	17	9	44	13.2	40.5	47.64705882
3	ANSHIKA TYAGI	35	24	59	41.3	18	18	9	45	13.5	54.8	64.47058824
4	ARCHIT	38	25	63	44.1	19	19	9	47	14.1	58.2	68.47058824
5	ASHIF	25	22	47	32.9	19	19	9	47	14.1	47	55.29411765
6	BILAL AHMAD	24	19	43	30.1	19	19	9	47	14.1	44.2	52
7	DEEPA WALIA	21	18	39	27.3	17	17	7	41	12.3	39.6	46.58823529
8	DEEPALI TYAGI	6	22	28	19.6	19	18	9	46	13.8	33.4	39.29411765
9	GOPI SAINI	34	23	57	39.9	16	17	8	41	12.3	52.2	61.41176471
10	KESAR	45	25	70	49	19	18	9	46	13.8	62.8	73.88235294
11	KHILADI	25	24	49	34.3	19	18	8	45	13.5	47.8	56.23529412
12	KIRTI	29	20	49	34.3	19	19	9	47	14.1	48.4	56.94117647
13	LOVE KUSH	31	22	53	37.1	19	19	9	47	14.1	51.2	60.23529412
14	MEGHA	31	24	55	38.5	17	18	9	44	13.2	51.7	60.82352941
15	MEGHA KALYANI	40	23	63	44.1	17	17	8	42	12.6	56.7	66.70588235
16	MOHD FAISAL	28	21	49	34.3	18	18	9	45	13.5	47.8	56.23529412
17	MOHD MAROOF	19	23	42	29.4	18	17	8	43	12.9	42.3	49.76470588
18	MOHIT KUMAR	34	20	54	37.8	17	17	8	42	12.6	50.4	59.29411765
19	MOHIT KUMAR	5	20	25	17.5	19	18	9	46	13.8	31.3	36.82352941
20	NIDHI RANI	37	24	61	42.7	19	19	9	47	14.1	56.8	66.82352941
21	RISHABH CHAUDHARY	52	24	76	53.2	16	17	8	41	12.3	65.5	77.05882353
22	ROHIT KUMAR	45	22	67	46.9	18	16	9	43	12.9	59.8	70.35294118
23	SAHIL RASHID	36	21	57	39.9	19	19	9	47	14.1	54	63.52941176
24	SAPNA KUMARI	30	18	48	33.6	19	19	9	47	14.1	47.7	56.11764706
25	SAURABH SHARMA	42	25	67	46.9	19	19	9	47	14.1	61	71.76470588
26	SHABNAM	30	24	54	37.8	18	19	9	46	13.8	51.6	60.70588235
27	UTKARSH	48	24	72	50.4	19	18	9	46	13.8	64.2	75.52941176
28	VANDANA KUMARI	60	25	85	59.5	18	19	9	46	13.8	73.3	86.23529412
29	VASU	27	21	48	33.6	18	18	8	44	13.2	46.8	55.05882353
30	VIJAY KABEER	23	19	42	29.4	18	18	8	45	13.5	42.9	50.47058824
31	ZABINAZ	40	25	65	45.5	19	19	9	47	14.1	59.6	70.11764706

Co-ordinator
IQAC, Shri Ram College,
Muzaffarnagar

Chairman
IQAC, Shri Ram College,
Muzaffarnagar



(Handwritten signature)

SHRI RAM COLLEGE, MUZAFFARNAGAR

Journalism & Mass Communication

Name of Programme.....BJMC- V th Sem.....

Name of Course/ Subject - Advertising

Session: 2020-2021

Assessment of Students

S.NO	Student Name	External Marks (A)	Internal Marks (B) Class Test/ Unit Test Sessional Test	Total Direct Assessment (A+B)=C 100	70 % of C =(D) 70	Indirect Assessment			Total of Indirect Assessment (E) 50	30 % of E = (F) 15	Total Assessment (D+F)=G 85	Percentage of Marks out of 85 G*100/85
						Assignment 20	Attendance 20	Behaviour / Attitude 10				
1	ANSHIKA TYAGI	50	24	74	51.8	18	17	8	43	12.9	64.7	76.11764706
2	ARCHIT	45	24	69	48.3	18	17	9	44	13.2	61.5	72.35294118
3	BILAL AHMAD	32	20	52	36.4	18	18	9	45	13.5	49.9	58.70588235
4	DEEPA WALIA	35	21	56	39.2	19	19	9	47	14.1	53.3	62.70588235
5	GOPI SAINI	40	21	61	42.7	19	19	9	47	14.1	56.8	66.82352941
6	KESAR	44	24	68	47.6	19	19	9	47	14.1	61.7	72.58823529
7	KHILADI	35	23	58	40.6	17	17	7	41	12.3	52.9	62.23529412
8	KIRTI	37	24	61	42.7	19	18	9	46	13.8	56.5	66.47058824
9	LOVE KUSH	33	23	56	39.2	16	17	8	41	12.3	51.5	60.58823529
10	MEGHA	41	24	65	45.5	19	18	9	46	13.8	59.3	69.76470588
11	MEGHA KALYANI	31	23	54	37.8	19	18	8	45	13.5	51.3	60.35294118
12	MOHD FAISAL	32	20	52	36.4	19	19	9	47	14.1	50.5	59.41176471
13	MOHD MAROOF	37	24	61	42.7	19	19	9	47	14.1	56.8	66.82352941
14	MOHIT KUMAR	31	20	51	35.7	17	18	9	44	13.2	48.9	57.52941176
15	MOHIT KUMAR	26	20	46	32.2	17	17	8	42	12.6	44.8	52.70588235
16	NIDHI RANI	39	24	63	44.1	18	18	9	45	13.5	57.6	67.76470588
17	RISHABH CHAUDHARY	42	24	66	46.2	18	17	8	43	12.9	59.1	69.52941176
18	ROHIT KUMAR	40	24	64	44.8	17	17	8	42	12.6	57.4	67.52941176
19	SAHIL RASHID	39	20	59	41.3	19	18	9	46	13.8	55.1	64.82352941
20	SAPNA KUMARI	42	21	63	44.1	19	19	9	47	14.1	58.2	68.47058824
21	SAURABH SHARMA	50	24	74	51.8	16	17	8	41	12.3	64.1	75.41176471
22	SHABNAM	33	21	54	37.8	18	16	9	43	12.9	50.7	59.64705882
23	UTKARSH	44	24	68	47.6	19	19	9	47	14.1	61.7	72.58823529
24	VANDANA KUMARI	45	24	69	48.3	19	19	9	47	14.1	62.4	73.41176471
25	VASU	33	20	53	37.1	19	19	9	47	14.1	51.2	60.23529412
26	VIJAY KABEER	14	21	35	24.5	18	19	9	46	13.8	38.3	45.05882353
27	ZABINAZ	49	24	73	51.1	19	18	9	46	13.8	64.9	76.35294118

Co-ordinator
IQAC, Shri Ram College,
Muzaffarnagar

Chairman
IQAC, Shri Ram College,
Muzaffarnagar



Vijay

SHRI RAM COLLEGE, MUZAFFARNAGAR

Journalism & Mass Communication

Session: 2020-2021

Name of Programme.....BJMC- V th Sem.....

Name of Course/ Subject - Development Communication

Assessment of Students

S.NO	Student Name	External Marks (A)	Internal Marks (B) Class Test/ Unit Test Sessional Test	Total Direct Assessment (A+B)=C 100	70 % of C =(D) 70	Indirect Assessment			Total of Indirect Assessment (E) 50	30 % of E = (F) 15	Total Assessment (D+F)=G 85	Percentage of Marks out of 85 G*100/85
						Assignment 20	Attendance 20	Behaviour / Attitude 10				
1	ANSHIKA TYAGI	44	25	69	48.3	18	17	8	43	12.9	61.2	72
2	ARCHIT	35	24	59	41.3	18	17	9	44	13.2	54.5	64.11764706
3	BILAL AHMAD	29	21	50	35	18	18	9	45	13.5	48.5	57.05882353
4	DEEPA WALIA	32	22	54	37.8	19	19	9	47	14.1	51.9	61.05882353
5	GOPI SAINI	50	20	70	49	19	19	9	47	14.1	63.1	74.23529412
6	KESAR	50	25	75	52.5	19	19	9	47	14.1	66.6	78.35294118
7	KHILADI	36	22	58	40.6	17	17	7	41	12.3	52.9	62.23529412
8	KIRTI	45	23	68	47.6	19	18	9	46	13.8	61.4	72.23529412
9	LOVE KUSH	45	22	67	46.9	16	17	8	41	12.3	59.2	69.64705882
10	MEGHA	52	24	76	53.2	19	18	9	46	13.8	67	78.82352941
11	MEGHA KALYANI	38	24	62	43.4	19	18	8	45	13.5	56.9	66.94117647
12	MOHD FAISAL	33	21	54	37.8	19	19	9	47	14.1	51.9	61.05882353
13	MOHD MAROOF	28	24	52	36.4	19	19	9	47	14.1	50.5	59.41176471
15	MOHIT KUMAR	34	21	55	38.5	17	17	8	42	12.6	51.1	60.11764706
14	MOHIT KUMAR	33	21	54	37.8	17	18	9	44	13.2	51	60
16	NIDHI RANI	52	25	77	53.9	18	18	9	45	13.5	67.4	79.29411765
17	RISHABH CHAUDHARY	45	25	70	49	18	17	8	43	12.9	61.9	72.82352941
18	ROHIT KUMAR	46	25	71	49.7	17	17	8	42	12.6	62.3	73.29411765
19	SAHIL RASHID	51	20	71	49.7	19	18	9	46	13.8	63.5	74.70588235
20	SAPNA KUMARI	27	22	49	34.3	19	19	9	47	14.1	48.4	56.94117647
21	SAURABH SHARMA	36	25	61	42.7	16	17	8	41	12.3	55	64.70588235
22	SHABNAM	36	22	58	40.6	18	16	9	43	12.9	53.5	62.94117647
23	UTKARSH	46	24	70	49	19	19	9	47	14.1	63.1	74.23529412
24	VANDANA KUMARI	47	24	71	49.7	19	19	9	47	14.1	63.8	75.05882353
25	VASU	45	21	66	46.2	19	19	9	47	14.1	60.3	70.94117647
26	VIJAY KABEER	17	20	37	25.9	18	19	9	46	13.8	39.7	46.70588235
27	ZABINAZ	54	24	78	54.6	19	18	9	46	13.8	68.4	80.47058824

Co-ordinator
IQAC, Shri Ram College,
Muzaffarnagar



Chairman
IQAC, Shri Ram College,
Muzaffarnagar

Vaishali

SHRI RAM COLLEGE, MUZAFFARNAGAR

Journalism & Mass Communication

Session: 2020-2021

Name of Programme.....BJMC- V th Sem.....

Name of Course/ Subject - Mass Media Writing Skills
Assessment of Students

S.NO	Student Name	External Marks (A)	Internal Marks (B) Class Test/ Unit Test Sessional Test	Total Direct Assessment (A+B)=C 100	70 % of C =(D) 70	Indirect Assessment			Total of Indirect Assessment (E) 50	30 % of E = (F) 15	Total Assessment (D+F)=G 85	Percentage of Marks out of 85 G*100/85
						Assignment 20	Attendance 20	Behaviour / Attitude 10				
1	ANSHIKA TYAGI	50	25	75	52.5	18	17	8	43	12.9	65.4	76.94117647
2	ARCHIT	39	25	64	44.8	18	17	9	44	13.2	58	68.23529412
3	BILAL AHMAD	33	20	53	37.1	18	18	9	45	13.5	50.6	59.52941176
4	DEEPA WALIA	44	21	65	45.5	19	19	9	47	14.1	59.6	70.11764706
5	GOPI SAINI	50	22	72	50.4	19	19	9	47	14.1	64.5	75.88235294
6	KESAR	59	25	84	58.8	19	19	9	47	14.1	72.9	85.76470588
7	KHILADI	26	23	49	34.3	17	17	7	41	12.3	46.6	54.82352941
8	KIRTI	34	23	57	39.9	19	18	9	46	13.8	53.7	63.17647059
9	LOVE KUSH	43	22	65	45.5	16	17	8	41	12.3	57.8	68
10	MEGHA	54	25	79	55.3	19	18	9	46	13.8	69.1	81.29411765
11	MEGHA KALYANI	50	24	74	51.8	19	18	8	45	13.5	65.3	76.82352941
12	MOHD FAISAL	33	20	53	37.1	19	19	9	47	14.1	51.2	60.23529412
13	MOHD MAROOF	41	23	64	44.8	19	19	9	47	14.1	58.9	69.29411765
14	MOHIT KUMAR	44	21	65	45.5	17	18	9	44	13.2	58.7	69.05882353
15	MOHIT KUMAR	40	20	60	42	17	17	8	42	12.6	54.6	64.23529412
16	NIDHI RANI	36	25	61	42.7	18	18	9	45	13.5	56.2	66.11764706
17	RISHABH CHAUDHARY	42	24	66	46.2	18	17	8	43	12.9	59.1	69.52941176
18	ROHIT KUMAR	45	25	70	49	17	17	8	42	12.6	61.6	72.47058824
19	SAHIL RASHID	54	20	74	51.8	19	18	9	46	13.8	65.6	77.17647059
20	SAPNA KUMARI	28	22	50	35	19	19	9	47	14.1	49.1	57.76470588
21	SAURABH SHARMA	42	25	67	46.9	16	17	8	41	12.3	59.2	69.64705882
22	SHABNAM	34	22	56	39.2	18	16	9	43	12.9	52.1	61.29411765
23	UTKARSH	45	25	70	49	19	19	9	47	14.1	63.1	74.23529412
24	VANDANA KUMARI	52	25	77	53.9	19	19	9	47	14.1	68	80
25	VASU	42	20	62	43.4	19	19	9	47	14.1	57.5	67.64705882
26	VIJAY KABEER	36	20	56	39.2	18	19	9	46	13.8	53	62.35294118
27	ZABINAZ	48	25	73	51.1	19	18	9	46	13.8	64.9	76.35294118

[Signature]
Co-ordinator
IQAC, Shri Ram College,
Muzaffarnagar



[Signature]
Chairman
IQAC, Shri Ram College,
Muzaffarnagar

[Signature]

SHRI RAM COLLEGE, MUZAFFARNAGAR
Journalism & Mass Communication

Session: 2020-2021

Name of Programme.....BJMC- V th Sem.....

Name of Course/ Subject - Digital Journalism
Assessment of Students

S.NO	Student Name	External Marks (A)	Internal Marks (B) Class Test/ Unit Test Sessional Test	Total Direct Assessment (A+B)=C 100	70 % of C =(D) 70	Indirect Assessment			Total of Indirect Assessment (E) 50	30 % of E = (F) 15	Total Assessment (D+F)=G 85	Percentage of Marks out of 85 G*100/85
						Assignment 20	Attendance 20	Behaviour / Attitude 10				
1	ANSHIKA TYAGI	60	24	84	58.8	18	17	8	43	12.9	71.7	84.35294118
2	ARCHIT	36	25	61	42.7	18	17	9	44	13.2	55.9	65.76470588
3	BILAL AHMAD	28	20	48	33.6	18	18	9	45	13.5	47.1	55.41176471
4	DEEPA WALIA	29	22	51	35.7	19	19	9	47	14.1	49.8	58.58823529
5	GOPI SAINI	49	21	70	49	19	19	9	47	14.1	63.1	74.23529412
6	KESAR	52	24	76	53.2	19	19	9	47	14.1	67.3	79.17647059
7	KHILADI	45	22	67	46.9	17	17	7	41	12.3	59.2	69.64705882
8	KIRTI	45	21	66	46.2	19	18	9	46	13.8	60	70.58823529
9	LOVE KUSH	40	21	61	42.7	16	17	8	41	12.3	55	64.70588235
10	MEGHA	49	25	74	51.8	19	18	9	46	13.8	65.6	77.17647059
11	MEGHA KALYANI	45	23	68	47.6	19	18	8	45	13.5	61.1	71.88235294
12	MOHD FAISAL	38	20	58	40.6	19	19	9	47	14.1	54.7	64.35294118
13	MOHD MAROOF	36	23	59	41.3	19	19	9	47	14.1	55.4	65.17647059
14	MOHIT KUMAR	36	20	56	39.2	17	18	9	44	13.2	52.4	61.64705882
15	MOHIT KUMAR	32	21	53	37.1	17	17	8	42	12.6	49.7	58.47058824
16	NIDHI RANI	54	24	78	54.6	18	18	9	45	13.5	68.1	80.11764706
17	RISHABH CHAUDHARY	47	25	72	50.4	18	17	8	43	12.9	63.3	74.47058824
18	ROHIT KUMAR	52	24	76	53.2	17	17	8	42	12.6	65.8	77.41176471
19	SAHIL RASHID	54	21	75	52.5	19	18	9	46	13.8	66.3	78
20	SAPNA KUMARI	42	22	64	44.8	19	19	9	47	14.1	58.9	69.29411765
21	SAURABH SHARMA	45	24	69	48.3	16	17	8	41	12.3	60.6	71.29411765
22	SHABNAM	42	22	64	44.8	18	16	9	43	12.9	57.7	67.88235294
23	UTKARSH	42	24	66	46.2	19	19	9	47	14.1	60.3	70.94117647
24	VANDANA KUMARI	47	25	72	50.4	19	19	9	47	14.1	64.5	75.88235294
25	VASU	52	21	73	51.1	19	19	9	47	14.1	65.2	76.70588235
26	VIJAY KABEER	13	21	34	23.8	18	19	9	46	13.8	37.6	44.23529412
27	ZABINAZ	68	25	93	65.1	19	18	9	46	13.8	78.9	92.82352941

[Signature]
Co-ordinator
IQAC, Shri Ram College,
Muzaffarnagar



[Signature]
Chairman
IQAC, Shri Ram College,
Muzaffarnagar

[Signature]

SHRI RAM COLLEGE, MUZAFFARNAGAR

Department Journalism & Mass Communication


Session: 2020-21

Name of Programme.....MJMC- III Sem.....

Name of Course/ Subject - Print Media (Editing & Layout)


Assessment of Students

S.NO	Student Name	External Marks (A)	Internal Marks (B) Class Test/ Unit Test Sessional Test	Total Direct Assessment (A+B)=C 100	70 % of C =(D) 70	Indirect Assessment			Total of Indirect Assessment (E) 50	30 % of E = (F) 15	Total Assessment (D+F)=G 85	Percentage of Marks out of 85 G*100/85
						Assignment 20	Attendance 20	Behaviour / Attitude 10				
1	AKHILESH VERMA	25	47	72	50.4	19	19	9	47	14.1	64.5	75.88235294
2	ANJALI UTTREJA	0	46	46	32.2	18	19	9	46	13.8	46	54.11764706
3	AYUSHI AGGARWAL	42	48	90	63	19	19	9	47	14.1	77.1	90.70588235
4	CHINU BALIYAN	0	47	47	32.9	16	17	8	41	12.3	45.2	53.17647059
5	HARSHVARDHAN SHARMA	21	45	66	46.2	18	17	9	44	13.2	59.4	69.88235294
6	MOHD MUZAMMIL RAJPUT	31	47	78	54.6	18	19	9	46	13.8	68.4	80.47058824
7	MOHD SUHAIL	31	46	77	53.9	17	18	8	43	12.9	66.8	78.58823529
8	NAVNEESH BHARDWAJ	38	48	86	60.2	19	19	9	47	14.1	74.3	87.41176471
9	RAIS MOHAMMAD	34	47	81	56.7	18	17	8	43	12.9	69.6	81.88235294
10	SACHIN KUMAR	28	48	76	53.2	19	18	8	45	13.5	66.7	78.47058824
11	SHAMBHAVI TAYAL	19	47	66	46.2	18	19	9	46	13.8	60	70.58823529
12	VASUNDHRA	31	41	72	50.4	18	19	9	46	13.8	64.2	75.52941176
13	VIBHOR KUMAR	25	48	73	51.1	19	19	9	47	14.1	65.2	76.70588235


Co-ordinator
IQAC, Shri Ram College,
Muzaffarnagar


Chairman
IQAC, Shri Ram College,
Muzaffarnagar





SHRI RAM COLLEGE, MUZAFFARNAGAR
Department Journalism & Mass Communication

Session: 2020-21


Name of Programme.....MJMC- IIIrd Sem.....

Name of Course/ Subject - Electronic Media-II(TV)
Assessment of Students

S.NO	Student Name	External Marks (A)	Internal Marks (B) Class Test/ Unit Test Sessional Test	Total Direct Assessment (A+B)=C 100	70 % of C =(D) 70	Indirect Assessment			Total of Indirect Assessment (E) 50	30 % of E = (F) 15	Total Assessment (D+F)=G 85	Percentage of Marks out of 85 G*100/85
						Assignment 20	Attendance 20	Behaviour / Attitude 10				
1	AKHILESH VERMA	26	47	73	51.1	19	19	9	47	14.1	65.2	76.70588235
2	ANJALI UTTREJA	39	45	84	58.8	18	19	9	46	13.8	72.6	85.41176471
3	AYUSHI AGGARWAL	42	47	89	62.3	19	19	9	47	14.1	76.4	89.88235294
4	CHINU BALIYAN	0	46	46	32.2	16	17	8	41	12.3	44.5	52.35294118
5	HARSHVARDHAN SHARMA	21	46	67	46.9	18	17	9	44	13.2	60.1	70.70588235
6	MOHD MUZAMMIL RAJPUT	28	47	75	52.5	18	19	9	46	13.8	66.3	78
7	MOHD SUHAIL	31	46	77	53.9	17	18	8	43	12.9	66.8	78.58823529
8	NAVNEESH BHARDWAJ	29	48	77	53.9	19	19	9	47	14.1	68	80
9	RAIS MOHAMMAD	31	47	78	54.6	18	17	8	43	12.9	67.5	79.41176471
10	SACHIN KUMAR	29	47	76	53.2	18	17	8	43	12.9	66.1	77.76470588
11	SHAMBHAVI TAYAL	20	48	68	47.6	19	18	8	45	13.5	61.1	71.88235294
12	VASUNDHRA	27	40	67	46.9	18	19	9	46	13.8	60.7	71.41176471
13	VIBHOR KUMAR	24	48	72	50.4	17	17	8	42	12.6	63	74.11764706


Co-ordinator
IQAC, Shri Ram College,
Muzaffarnagar




Chairman
IQAC, Shri Ram College,
Muzaffarnagar



SHRI RAM COLLEGE, MUZAFFARNAGAR

Department Journalism & Mass Communication


Session: 2020-21

Name of Programme.....MJMC- IIIrd Sem.....

Name of Course/ Subject - Advertising and Public Relations

Assessment of Students

S.NO	Student Name	External Marks (A)	Internal Marks (B) Class Test/ Unit Test Sessional Test	Total Direct Assessment (A+B)=C 100	70 % of C =(D) 70	Indirect Assessment			Total of Indirect Assessment (E) 50	30 % of E =(F) 15	Total Assessment (D+F)=G 85	Percentage of Marks out of 85 G*100/85
						Assignment 20	Attendance 20	Behaviour / Attitude 10				
1	AKHILESH VERMA	37	47	84	58.8	19	19	9	47	14.1	72.9	85.76470588
2	ANJALI UTTREJA	0	47	47	32.9	18	19	9	46	13.8	46.7	54.94117647
3	AYUSHI AGGARWAL	45	48	93	65.1	19	19	9	47	14.1	79.2	93.17647059
4	CHINU BALIYAN	27	45	72	50.4	16	17	8	41	12.3	62.7	73.76470588
5	HARSHVARDHAN SHARMA	26	45	71	49.7	18	17	9	44	13.2	62.9	74
6	MOHD MUZAMMIL RAJPUT	29	48	77	53.9	18	19	9	46	13.8	67.7	79.64705882
7	MOHD SUHAIL	36	41	77	53.9	17	18	8	43	12.9	66.8	78.58823529
8	NAVNEESH BHARDWAJ	37	47	84	58.8	19	19	9	47	14.1	72.9	85.76470588
9	RAIS MOHAMMAD	32	47	79	55.3	18	17	8	43	12.9	68.2	80.23529412
10	SACHIN KUMAR	31	47	78	54.6	18	17	8	43	12.9	67.5	79.41176471
11	SHAMBHAVI TAYAL	29	47	76	53.2	19	18	8	45	13.5	66.7	78.47058824
12	VASUNDHRA	34	40	74	51.8	18	19	9	46	13.8	65.6	77.17647059
13	VIBHOR KUMAR	32	47	79	55.3	17	17	8	42	12.6	67.9	79.88235294


Co-ordinator
IQAC, Shri Ram College,
Muzaffarnagar


Chairman
IQAC, Shri Ram College,
Muzaffarnagar





SHRI RAM COLLEGE, MUZAFFARNAGAR
Department Journalism & Mass Communication

Session: 2020-21

Name of Programme.....MJMC- IIIrd Sem.....


Name of Course/ Subject - Online Journalism

Assessment of Students

S.NO	Student Name	External Marks (A)	Internal Marks (B) Class Test/ Unit Test Sessional Test	Total Direct Assessment (A+B)=C 100	70 % of C =(D) 70	Indirect Assessment			Total of Indirect Assessment (E) 50	30 % of E = (F) 15	Total Assessment (D+F)=G 85	Percentage of Marks out of 85 G*100/85
						Assignment 20	Attendance 20	Behaviour / Attitude 10				
1	AKHILESH VERMA	31	48	79	55.3	19	19	9	47	14.1	69.4	81.64705882
2	ANJALI UTTREJA	0	46	46	32.2	18	19	9	46	13.8	46	54.11764706
3	AYUSHI AGGARWAL	39	48	87	60.9	19	19	9	47	14.1	75	88.23529412
4	CHINU BALIYAN	28	46	74	51.8	16	17	8	41	12.3	64.1	75.41176471
5	HARSHVARDHAN SHARMA	21	46	67	46.9	18	17	8	43	12.9	59.8	70.35294118
6	MOHD MUZAMMIL RAJPUT	28	47	75	52.5	18	19	9	46	13.8	66.3	78
7	MOHD SUHAIL	31	40	71	49.7	17	18	8	43	12.9	62.6	73.64705882
8	NAVNEESH BHARDWAJ	28	48	76	53.2	19	19	9	47	14.1	67.3	79.17647059
9	RAIS MOHAMMAD	31	48	79	55.3	19	17	8	44	13.2	68.5	80.58823529
10	SACHIN KUMAR	28	47	75	52.5	18	17	8	43	12.9	65.4	76.94117647
11	SHAMBHAVI TAYAL	30	47	77	53.9	19	18	9	46	13.8	67.7	79.64705882
12	VASUNDHRA	28	41	69	48.3	18	19	9	46	13.8	62.1	73.05882353
13	VIBHOR KUMAR	31	48	79	55.3	17	17	8	42	12.6	67.9	79.88235294


Co-ordinator
IQAC, Shri Ram College,
Muzaffarnagar




Chairman
IQAC, Shri Ram College,
Muzaffarnagar




SHRI RAM COLLEGE, MUZAFFARNAGAR
Department Journalism & Mass Communication

Session: 2020-21

Name of Programme.....MJMC- IV Sem.....


Name of Course/ Subject - Communication Research
Assessment of Students

S.NO	Student Name	External Marks (A)	Internal Marks (B) Class Test/ Unit Test Sessional Test	Total Direct Assessment (A+B)=C 100	70 % of C =(D) 70	Indirect Assessment			Total of Indirect Assessment (E) 50	30 % of E = (F) 15	Total Assessment (D+F)=G 85	Percentage of Marks out of 85 G*100/85
						Assignment 20	Attendance 20	Behaviour / Attitude 10				
1	AKHILESH VERMA	38	48	86	60.2	19	19	9	47	14.1	74.3	87.41176471
2	ANJALI UTTREJA	19	45	64	44.8	18	19	9	46	13.8	58.6	68.94117647
3	AYUSHI AGGARWAL	39	48	87	60.9	19	19	9	47	14.1	75	88.23529412
4	CHINU BALIYAN	20	47	67	46.9	16	17	8	41	12.3	59.2	69.64705882
5	HARSHVARDHAN SHARMA	16	47	63	44.1	18	17	9	44	13.2	57.3	67.41176471
6	MOHD MUZAMMIL RAJPUT	31	48	79	55.3	18	19	9	46	13.8	69.1	81.29411765
7	MOHD SUHAIL	32	45	77	53.9	17	18	8	43	12.9	66.8	78.58823529
8	NAVNEESH BHARDWAJ	35	48	83	58.1	19	19	9	47	14.1	72.2	84.94117647
9	RAIS MOHAMMAD	21	46	67	46.9	18	17	8	43	12.9	59.8	70.35294118
10	SACHIN KUMAR	29	47	76	53.2	18	17	8	43	12.9	66.1	77.76470588
11	SHAMBHAVI TAYAL	16	45	61	42.7	19	18	8	45	13.5	56.2	66.11764706
12	VASUNDHRA	23	45	68	47.6	18	19	9	46	13.8	61.4	72.23529412
13	VIBHOR KUMAR	20	48	68	47.6	17	17	8	42	12.6	60.2	70.82352941


Co-ordinator
IQAC, Shri Ram College,
Muzaffarnagar




Chairman
IQAC Shri Ram College,
Muzaffarnagar



Program Outcomes (POs) [For Engg. and Technical Courses]

PO 1 Engineering knowledge: Apply the knowledge of mathematics, science, engineering fundamentals, and an engineering specialization to the solution of complex engineering problems.

PO 2 Problem analysis: Identify, formulate, review research literature, and analyze complex engineering problems reaching substantiated conclusions using first principles of mathematics, natural sciences, and engineering sciences.

PO 3 Design/development of solutions: Design solutions for complex engineering problems and design system components or processes that meet the specified needs with appropriate consideration for the public health and safety, and the cultural, societal, and environmental considerations.

PO 4 Conduct investigations of complex problems: Use research-based knowledge and research methods including design of experiments, analysis and interpretation of data, and synthesis of the information to provide valid conclusions.

PO 5 Modern tool usage: Create, select, and apply appropriate techniques, resources, and modern engineering and IT tools including prediction and modelling to complex engineering activities with an understanding of the limitations.

PO 6 The engineer and society: Apply reasoning informed by the contextual knowledge to assess societal, health, safety, legal and cultural issues and the consequent responsibilities relevant to the professional engineering practice.

PO 7 Environment and sustainability: Understand the impact of the professional engineering solutions in societal and environmental contexts, and demonstrate the knowledge of, and need for sustainable development.

PO 8 Ethics: Apply ethical principles and commit to professional ethics and responsibilities and norms of the engineering practice.


Co-ordinator
IQAC, Shri Ram College,
Muzaffarnagar


Chairman
IQAC, Shri Ram College,
Muzaffarnagar

PO 9 Individual and team work: Function effectively as an individual, and as a member or leader in diverse teams, and in multidisciplinary settings.

PO 10 Communication: Communicate effectively on complex engineering activities with the engineering community and with society at large, such as, being able to comprehend and write effective reports and design documentation, make effective presentations, and give and receive clear instructions.

PO 11 Project management and finance: Demonstrate knowledge and understanding of the engineering and management principles and apply these to one's own work, as a member and leader in a team, to manage projects and in multidisciplinary environments.

PO 12 Life-long learning: Recognize the need for, and have the preparation and ability to engage in independent and life-long learning in the broadest context of technological change.

Program Outcomes (POs) [For Traditional Courses]

PO1.Critical Thinking: Take informed actions after identifying the assumptions that frame our thinking and actions, checking out the degree to which these assumptions are accurate and valid, and looking at our ideas and decisions (intellectual, organizational, and personal) from different perspectives.

PO2.Effective Communication: Speak, read, write and listen clearly in person and through electronic media in English and in one Indian language, and make meaning of the world by connecting people, ideas, books, media and technology.

PO3. Social Interaction: Elicit views of others, mediate disagreements and help reach conclusions in group settings.

PO4. Effective Citizenship: Demonstrate empathetic social concern and equity centred national development, and the ability to act with an informed awareness of issues and participate in civic life through volunteering.


Co-ordinator
IQAC, Shri Ram College,
Muzaffarnagar


Chairman
IQAC, Shri Ram College,
Muzaffarnagar

PO5. **Ethics:** Recognize different value systems including your own, understand the moral dimensions of your decisions, and accept responsibility for them.

PO6. **Environment and Sustainability:** Understand the issues of environmental contexts and sustainable development.

PO7. **Self-directed and Life-long Learning:** Acquire the ability to engage in independent and life-long learning in the broadest context socio-technological changes


CO & PO Mapping

(Three Levels: 3-Strongly Related, 2-Moderately Related, 1-Slightly Related)

Subject Name: Mathematics - II

Code: BCA- 201

	Attainment	PO 1	PO 2	PO 3	PO 4	PO5	PO6	PO7	PO8	PO9	PO10	PO11	PO12
COs - 1	3	2	2	1	2	2	0	0	0	1	2	1	2
COs - 2		2	1	1	2	1	0	0	0	1	2	1	3
COs - 3		1	2	2	1	2	0	0	0	0	2	0	2
COs - 4		2	2	1	2	2	0	0	0	1	2	1	3
Average		1.75	1.75	1.25	1.75	1.75	0	0	0	0.75	2	0.75	2.5
Average Attainment		1.75	1.75	1.25	1.75	1.75	0	0	0	0.75	2	0.75	2.5


 Co-ordinator
 IQAC, Shri Ram College,
 Muzaffarnagar


 Chairman
 IQAC, Shri Ram College,
 Muzaffarnagar

Assessing Total Attainment for given Subject:

Direct Assessment (70%)

University Exams & Internal Exams (70%): 70% of (1 or 2 or 3) eg. 70% of 3 is 2.1

Indirect Assessment (30%)

Attendance + Assignment/Presentation+ TA (30%): 30% of (1 or 2 or 3) eg. 30% of 3 is 0.9

Therefore Total Attainment for Subject Name (Sub code :) is $(2.1+0.9) = 3.0$

Assessing PO attainment through CO's:

Formula for Computation: Total Attainment for Subject X AVG of POi

3

eg: $3 \times 1.75/3 = 1.75$ (Avg. Attainment for POI)


Co-ordinator
IQAC, Shri Ram College,
Muzaffarnagar


Chairman
IQAC, Shri Ram College,
Muzaffarnagar

CO-PO Mapping

Subject Name: Mathematics - I

Code: BCA- 101

	Attainment	POs - 1	POs - 2	POs - 3	POs - 4	POs - 5	POs - 6	POs - 7	POs - 8	POs - 9	POs - 10	POs - 11	POs - 12
COs - 1	1.6	2	3	2	2	0	2	0	0	2	2	0	3
COs - 2		3	1	2	2	1	2	0	1	2	3	0	3
COs - 3		2	2	2	2	0	2	0	1	2	2	0	3
Average		2.33	2.00	2.00	2.00	0.33	2.00	0.00	0.67	2.00	2.33	0.00	3.00
Average Attainment		1.24	1.07	1.07	1.07	0.18	1.07	0.00	0.36	1.07	1.24	0.00	1.60

Subject Name: Programming Principle and Algorithm

Code: BCA- 102

	Attainment	POs - 1	POs - 2	POs - 3	POs - 4	POs - 5	POs - 6	POs - 7	POs - 8	POs - 9	POs - 10	POs - 11	POs - 12
COs - 1	2.3	3	3	3	2	3	1	0	0	3	2	2	3
COs - 2		2	3	3	2	2	1	0	0	2	2	3	3
COs - 3		3	2	3	2	2	0	0	0	2	2	3	3
COs - 4		3	3	3	3	3	2	0	0	3	2	3	3
Average		2.75	2.75	3	2.25	2.5	1	0	0	2.5	2	2.75	3
Average Attainment		2.11	2.11	2.30	1.73	1.92	0.77	0.00	0.00	1.92	1.53	2.11	2.30

Subject Name: Computer Fundamental and Office Automation

Code: BCA- 103

	Attainment	POs - 1	POs - 2	POs - 3	POs - 4	POs - 5	POs - 6	POs - 7	POs - 8	POs - 9	POs - 10	POs - 11	POs - 12
COs - 1	3	1	0	1	2	2	0	0	0	1	2	2	3
COs - 2		2	2	2	2	1	0	0	0	0	3	1	3
COs - 3		2	1	2	1	3	0	0	0	1	2	2	3
COs - 4		2	2	1	2	2	0	0	0	3	2	1	3
COs - 5		2	2	2	3	3	2	0	0	2	3	2	3
Average		1.8	1.4	1.6	2	2.2	0.4	0	0	1.4	2.4	1.6	3
Average Attainment		1.80	1.40	1.60	2.00	2.20	0.40	0.00	0.00	1.40	2.40	1.60	3.00

Subject Name: Principle of Management

Code: BCA- 104

	Attainment	POs - 1	POs - 2	POs - 3	POs - 4	POs - 5	POs - 6	POs - 7	POs - 8	POs - 9	POs - 10	POs - 11	POs - 12
COs - 1	3	0	1	1	1	2	2	0	0	3	2	2	3
COs - 2		0	2	2	1	3	2	0	0	3	3	1	3
COs - 3		0	1	2	2	2	1	0	0	2	2	1	3
COs - 4		0	1	1	1	2	2	0	0	2	2	1	3
COs - 5		0	2	2	1	3	1	0	0	2	3	1	3
Average		0	1.4	1.6	1.2	2.4	1.6	0	0	2.4	2.4	1.2	3
Average Attainment		0	1.4	1.6	1.2	2.4	1.6	0	0	2.4	2.4	1.2	3

Co-ordinator
 IQAC, Shri Ram College,
 Muzaffarnagar

Subject Name: Business Communication

Code: BCA- 106

	Attainment	POs - 1	POs - 2	POs - 3	POs - 4	POs - 5	POs - 6	POs - 7	POs - 8	POs - 9	POs - 10	POs - 11	POs - 12
COs - 1	3	0	1	1	0	3	2	0	1	2	2	0	3
COs - 2		0	1	1	0	2	2	0	0	1	2	0	3
COs - 3		0	2	1	1	2	3	0	0	2	2	0	3
COs - 4		0	2	2	1	3	2	0	0	2	3	0	3
Average		0	1.5	1.25	0.5	2.5	2.25	0	0.25	1.75	2.25	0	3
Average Attainment		0	1.5	1.25	0.5	2.5	2.25	0	0.25	1.75	2.25	0	3

Subject Name: Mathematics - II

Code: BCA- 201

	Attainment	POs - 1	POs - 2	POs - 3	POs - 4	POs - 5	POs - 6	POs - 7	POs - 8	POs - 9	POs - 10	POs - 11	POs - 12
COs - 1	1.6	2	2	1	2	2	0	0	0	1	2	1	2
COs - 2		2	1	1	2	1	0	0	0	1	2	1	3
COs - 3		1	2	2	1	2	0	0	0	0	2	0	2
COs - 4		2	2	1	2	2	0	0	0	1	2	1	3
Average		1.75	1.75	1.25	1.75	1.75	0	0	0	0.75	2	0.75	2.5
Average Attainment		0.93	0.93	0.67	0.93	0.93	0.00	0.00	0.00	0.40	1.07	0.40	1.33

Subject Name: 'C' Programming

Code: BCA- 202

	Attainment	POs - 1	POs - 2	POs - 3	POs - 4	POs - 5	POs - 6	POs - 7	POs - 8	POs - 9	POs - 10	POs - 11	POs - 12
COs - 1	1.6	2	2	3	2	1	0	0	0	1	2	2	3
COs - 2		2	2	3	3	2	0	0	0	2	1	2	3
COs - 3		3	3	2	2	2	0	0	0	1	1	3	2
COs - 4		1	2	3	2	2	0	0	0	2	2	2	3
Average		2	2.25	2.75	2.25	1.75	0	0	0	1.5	1.5	2.25	2.75
Average Attainment		1.07	1.2	1.46667	1.2	0.93333	0	0	0	0.8	0.8	1.2	1.46667

Subject Name: Organization Behaviour

Code: BCA- 203

	Attainment	POs - 1	POs - 2	POs - 3	POs - 4	POs - 5	POs - 6	POs - 7	POs - 8	POs - 9	POs - 10	POs - 11	POs - 12
COs - 1	3	0	1	1	1	2	1	0	1	2	2	2	3
COs - 2		0	1	1	2	2	0	0	0	2	3	1	3
COs - 3		0	2	1	1	2	0	0	0	3	2	1	3
Average		0.00	1.33	1.00	1.33	2.00	0.33	0.00	0.33	2.33	2.33	1.33	3.00
Average Attainment			0.00	1.33	1.00	1.33	2.00	0.33	0.00	0.33	2.33	2.33	1.33

Co-ordinator
Shri Ram College,
Muzaffarnagar

Chairman
IQAC - Shri Ram College,
Muzaffarnagar

Subject Name: Digital Electronics and Computer Organization

Code: BCA- 204

	Attainment	POs - 1	POs - 2	POs - 3	POs - 4	POs - 5	POs - 6	POs - 7	POs - 8	POs - 9	POs - 10	POs - 11	POs - 12
COs - 1	3	2	2	2	1	1	0	0	0	0	1	0	2
COs - 2		3	2	1	1	2	0	0	0	1	1	0	3
COs - 3		2	2	2	1	1	0	0	0	0	0	0	2
COs - 4		2	1	2	1	2	0	0	0	0	1	0	3
Average		2.25	1.75	1.75	1	1.5	0	0	0	0.25	0.75	0	2.5
Average Attainment		2.25	1.75	1.75	1	1.5	0	0	0	0.25	0.75	0	2.5

Subject Name: Financial Accounting and Management

Code: BCA- 205

	Attainment	POs - 1	POs - 2	POs - 3	POs - 4	POs - 5	POs - 6	POs - 7	POs - 8	POs - 9	POs - 10	POs - 11	POs - 12
COs - 1	3	0	0	0	0	1	0	0	0	0	0	0	2
COs - 2		0	0	1	0	2	0	0	0	0	0	0	3
COs - 3		0	0	0	0	2	0	0	0	0	0	0	3
COs - 4		0	0	1	0	1	0	0	0	0	0	0	2
Average		0	0	0.5	0	1.5	0	0	0	0	0	0	2.5
Average Attainment		0	0	0.5	0	1.5	0	0	0	0	0	0	2.5

Subject Name: Object Oriented Programming Using C++

Code: BCA- 301

	Attainment	POs - 1	POs - 2	POs - 3	POs - 4	POs - 5	POs - 6	POs - 7	POs - 8	POs - 9	POs - 10	POs - 11	POs - 12
COs - 1	2.3	2	3	3	2	2	0	0	0	1	1	2	3
COs - 2		1	2	2	2	1	0	0	0	2	2	2	3
COs - 3		2	1	3	2	1	0	0	0	1	1	1	2
COs - 4		3	2	2	3	2	0	0	0	1	1	2	3
Average		2	2	2.5	2.25	1.5	0	0	0	1.25	1.25	1.75	2.75
Average Attainment		1.53	1.53	1.92	1.73	1.15	0.00	0.00	0.00	0.96	0.96	1.34	2.11

Subject Name: Data Structure Using C & C++

Code: BCA- 302

	Attainment	POs - 1	POs - 2	POs - 3	POs - 4	POs - 5	POs - 6	POs - 7	POs - 8	POs - 9	POs - 10	POs - 11	POs - 12
COs - 1	3	2	2	3	3	2	0	0	0	1	0	2	3
COs - 2		2	3	2	2	1	0	0	0	0	0	2	2
COs - 3		3	3	3	2	2	0	0	0	1	0	2	3
COs - 4		2	2	2	1	1	0	0	0	1	0	1	3
Average		2.25	2.5	2.5	2	1.5	0	0	0	0.75	0	1.75	2.75
Average Attainment		2.25	2.5	2.5	2	1.5	0	0	0	0.75	0	1.75	2.75

Chairman
IQAC, Shri Ram College,
Muzaffarnagar

Subject Name: Computer Architecture & Assembly Language
Code: BCA- 303

	Attainment	POs - 1	POs - 2	POs - 3	POs - 4	POs - 5	POs - 6	POs - 7	POs - 8	POs - 9	POs - 10	POs - 11	POs - 12
COs - 1	3	2	2	2	2	1	0	0	0	0	0	1	2
COs - 2		3	2	3	3	2	0	0	0	1	0	1	3
COs - 3		2	3	2	1	1	0	0	0	0	0	0	2
COs - 4		3	3	3	3	2	0	0	0	0	0	1	3
Average		2.5	2.5	2.5	2.25	1.5	0	0	0	0.25	0	0.75	2.5
Average Attainment		2.5	2.5	2.5	2.25	1.5	0	0	0	0.25	0	0.75	2.5

Subject Name: Business Economics
Code: BCA- 304

	Attainment	POs - 1	POs - 2	POs - 3	POs - 4	POs - 5	POs - 6	POs - 7	POs - 8	POs - 9	POs - 10	POs - 11	POs - 12
COs - 1	3	0	1	0	0	0	0	0	0	0	1	0	2
COs - 2		0	0	1	1	0	0	0	0	1	2	0	3
COs - 3		0	1	0	1	0	0	0	0	0	1	0	3
COs - 4		0	1	1	1	0	0	0	0	0	1	0	2
Average		0	0.75	0.5	0.75	0	0	0	0	0.25	1.25	0	2.5
Average Attainment		0	0.75	0.5	0.75	0	0	0	0	0.25	1.25	0	2.5

Subject Name: Elements of Statistics
Code: BCA- 305

	Attainment	POs - 1	POs - 2	POs - 3	POs - 4	POs - 5	POs - 6	POs - 7	POs - 8	POs - 9	POs - 10	POs - 11	POs - 12
COs - 1	2.3	2	3	2	2	1	0	0	0	0	1	0	3
COs - 2		3	2	2	2	2	0	0	0	0	0	0	3
COs - 3		2	3	3	2	1	0	0	0	0	0	0	2
COs - 4		3	3	2	3	2	0	0	0	0	0	0	3
Average		2.5	2.75	2.25	2.25	1.5	0	0	0	0	0.25	0	2.75
Average Attainment		1.92	2.11	1.73	1.73	1.15	0.00	0.00	0.00	0.00	0.19	0.00	2.11

Subject Name: Computer Graphics and Multimedia Application
Code: BCA- 401

	Attainment	POs - 1	POs - 2	POs - 3	POs - 4	POs - 5	POs - 6	POs - 7	POs - 8	POs - 9	POs - 10	POs - 11	POs - 12
COs - 1	3	2	2	1	2	3	2	0	0	2	0	2	3
COs - 2		2	1	2	2	2	0	0	0	1	0	1	2
COs - 3		1	2	1	1	2	0	0	0	1	0	0	3
COs - 4		2	2	1	2	2	0	0	0	1	0	0	3
COs - 5		1	2	2	1	3	0	0	0	1	0	0	3
Average		1.6	1.8	1.4	1.6	2.4	0.4	0	0	1.2	0	0.6	2.8
Average Attainment		1.6	1.8	1.4	1.6	2.4	0.4	0	0	1.2	0	0.6	2.8

IQAC, Shri Ram College,
Muzaffarnagar

IQAC, Shri Ram College,
Muzaffarnagar

Subject Name: Introduction to DBMS
Code: BCA- 501

	Attainment	POs - 1	POs - 2	POs - 3	POs - 4	POs - 5	POs - 6	POs - 7	POs - 8	POs - 9	POs - 10	POs - 11	POs - 12
COs - 1	3	2	3	3	3	3	0	0	0	3	2	2	3
COs - 2		3	2	2	2	3	0	0	0	2	2	3	2
COs - 3		2	3	3	2	3	0	0	0	3	3	2	3
COs - 4		3	3	2	2	2	0	0	0	3	2	3	3
COs - 5		3	2	2	3	2	0	0	0	2	1	2	2
Average		2.6	2.6	2.4	2.4	2.6	0	0	0	2.6	2	2.4	2.6
Average Attainment		2.6	2.6	2.4	2.4	2.6	0	0	0	2.6	2	2.4	2.6

Subject Name: Java Programming and Dynamic Web Page
Code: BCA- 502

	Attainment	POs - 1	POs - 2	POs - 3	POs - 4	POs - 5	POs - 6	POs - 7	POs - 8	POs - 9	POs - 10	POs - 11	POs - 12
COs - 1	2.3	2	3	3	3	2	0	0	0	2	1	3	3
COs - 2		1	2	2	3	2	0	0	0	1	2	2	2
COs - 3		3	3	3	2	3	0	0	0	2	2	3	3
COs - 4		2	2	3	2	3	0	0	0	2	3	2	3
Average			2	2.5	2.75	2.5	2.5	0	0	0	1.75	2	2.5
Average Attainment		1.53	1.92	2.11	1.92	1.92	0.00	0.00	0.00	1.34	1.53	1.92	2.11

Subject Name: Computer Network
Code: BCA- 503

	Attainment	POs - 1	POs - 2	POs - 3	POs - 4	POs - 5	POs - 6	POs - 7	POs - 8	POs - 9	POs - 10	POs - 11	POs - 12
COs - 1	3	1	2	3	2	3	2	0	0	3	3	3	3
COs - 2		2	3	3	2	2	3	0	0	2	2	3	3
COs - 3		2	2	2	3	3	3	0	0	3	2	3	3
Average			1.67	2.33	2.67	2.33	2.67	2.67	0.00	0.00	2.67	2.33	3.00
Average Attainment		1.67	2.33	2.67	2.33	2.67	2.67	0.00	0.00	2.67	2.33	3.00	3.00

Subject Name: Numerical Methods
Code: BCA- 504

	Attainment	POs - 1	POs - 2	POs - 3	POs - 4	POs - 5	POs - 6	POs - 7	POs - 8	POs - 9	POs - 10	POs - 11	POs - 12
COs - 1	2.3	1	2	3	3	1	0	0	0	1	1	0	3
COs - 2		2	3	2	3	2	0	0	0	2	0	0	2
COs - 3		1	2	2	2	1	0	0	0	1	1	0	3
COs - 4		2	3	3	2	2	0	0	0	2	0	0	3
Average			1.5	2.5	2.5	2.5	1.5	0	0	0	1.5	0.5	0
Average Attainment		1.15	1.92	1.92	1.92	1.15	0.00	0.00	0.00	1.15	0.38	0.00	2.11

C.O. Ordinator
Muzaffarnagar

Fairman
QAC, Shri Ram College,
Muzaffarnagar

Subject Name: Computer Network Security

Code: BCA- 601

	Attainment	POs - 1	POs - 2	POs - 3	POs - 4	POs - 5	POs - 6	POs - 7	POs - 8	POs - 9	POs - 10	POs - 11	POs - 12
COs - 1	3	2	3	2	1	1	1	0	0	1	2	1	2
COs - 2		3	2	2	2	2	2	0	0	2	2	2	3
COs - 3		3	3	1	1	2	2	0	0	2	1	2	3
COs - 4		2	2	2	2	3	2	0	0	2	2	2	3
Average		2.5	2.5	1.75	1.5	2	1.75	0	0	1.75	1.75	1.75	2.75
Average Attainment		2.5	2.5	1.75	1.5	2	1.75	0	0	1.75	1.75	1.75	2.75

Subject Name: Information System

Code: BCA- 602

	Attainment	POs - 1	POs - 2	POs - 3	POs - 4	POs - 5	POs - 6	POs - 7	POs - 8	POs - 9	POs - 10	POs - 11	POs - 12
COs - 1	3	0	2	2	1	1	0	0	0	0	1	0	2
COs - 2		1	2	2	1	2	0	0	0	1	2	1	3
COs - 3		1	1	1	2	2	0	0	0	0	1	0	2
COs - 4		0	1	1	1	1	0	0	0	0	1	0	3
Average		0.5	1.5	1.5	1.25	1.5	0	0	0	0	0.25	1.25	0.25
Average Attainment		0.5	1.5	1.5	1.25	1.5	0	0	0	0.25	1.25	0.25	2.5

Subject Name: E-Commerce


Code: BCA- 603

	Attainment	POs - 1	POs - 2	POs - 3	POs - 4	POs - 5	POs - 6	POs - 7	POs - 8	POs - 9	POs - 10	POs - 11	POs - 12
COs - 1	3	0	0	0	0	1	0	0	0	1	0	1	2
COs - 2		0	2	2	1	2	1	0	0	2	2	2	3
COs - 3		0	2	2	3	3	3	3	0	3	3	3	3
COs - 4		0	2	1	2	1	2	2	0	3	3	3	3
Average		0	1.5	1.25	1.5	1.75	1.5	1.25	0	2.25	2	2.25	2.75
Average Attainment		0	1.5	1.25	1.5	1.75	1.5	1.25	0	2.25	2	2.25	2.75

Subject Name: Knowledge Management

Code: BCA- 604

	Attainment	POs - 1	POs - 2	POs - 3	POs - 4	POs - 5	POs - 6	POs - 7	POs - 8	POs - 9	POs - 10	POs - 11	POs - 12
COs - 1	3	0	0	0	0	0	0	0	0	0	0	0	1
COs - 2		0	1	0	1	0	0	0	0	0	0	0	2
COs - 3		0	1	1	2	1	0	0	0	2	0	1	3
COs - 4		0	1	1	1	2	0	0	0	2	0	1	3
Average		0	0.75	0.5	1	0.75	0	0	0	1	0	0.25	2.25
Average Attainment		0	0.75	0.5	1	0.75	0	0	0	1	0	2.25	


 Chairman
 QAO, Shri Ram College,
 Muzaffarnagar

ASSESSMENT FOR PROGRAMME TARGET VALUE

Course Name	Course Code	PO 1	PO 2	PO 3	PO 4	PO 5	PO 6	PO 7	PO 8	PO 9	PO 10	PO 11	PO 12
Mathematics - I	BCA-101	2.33	2.00	2.00	2.00	0.33	2.00		0.67	2.00	2.33		3.00
Programming Principle and Algorithm	BCA-102	2.75	2.75	3.00	2.25	2.50	1.00			2.50	2.00	2.75	3.00
Computer Fundamental and Office Automation	BCA-103	1.80	1.40	1.60	2.00	2.20	0.40			1.40	2.40	1.60	3.00
Principle of Management	BCA-104		1.40	1.60	1.20	2.40	1.60			2.40	2.40	1.20	3.00
Business Communication	BCA-106		1.50	1.25	0.50	2.50	2.25		0.25	1.75	2.25		2.75
Mathematics - II	BCA-201	1.75	1.75	1.25	1.75	1.75				0.75	2.00	0.75	2.50
'C' Programming	BCA-202	2.00	2.25	2.75	2.25	1.75				1.50	1.50	2.25	2.75
Organization Behaviour	BCA-203		1.33	1.00	1.33	2.00	0.33		0.33	2.33	2.33	1.33	2.75
Digital Electronics and Computer Organization	BCA-204	2.25	1.75	1.75	1.00	1.50				0.25	0.75		2.40
Financial Accounting and Management	BCA-205			0.50		1.50							2.40
Object Oriented Programming Using C++	BCA-301	2.00	2.00	2.50	2.25	1.50				1.25	1.25	1.75	2.50
Data Structure Using C & C++	BCA-302	2.25	2.50	2.50	2.00	1.50				0.75		1.75	2.65
Computer Architecture & Assembly Language	BCA-303	2.50	2.50	2.50	2.25	1.50				0.25		0.75	2.50
Business Economics	BCA-304		0.75	0.50	0.75					0.25	1.25		2.50
Elements of Statistics	BCA-305	2.50	2.75	2.25	2.25	1.50					0.25		2.75
Computer Graphics and Multimedia Application	BCA-401	1.60	1.80	1.40	1.60	2.40	0.40			1.20		0.60	2.80
Operating System	BCA-402	2.20	2.00	2.00	2.20	1.60				1.40	0.40		2.80
Software Engineering	BCA-403	2.40	2.40	2.00	1.80	1.80				2.00	2.20	2.20	2.80
Optimization Techniques	BCA-404	1.50	2.00	1.75	1.50					1.25			2.75
Mathematics - III	BCA-406	2.75	2.50	1.75	2.75	2.25				1.75			2.40
Introduction to DBMS	BCA-501	2.60	2.60	2.40	2.40	2.60				2.60	2.00	2.40	2.60
Java Programming and Dynamic Web Page	BCA-502	2.00	2.50	2.75	2.50	2.50				1.75	2.00	2.50	2.75
Computer Network	BCA-503	1.67	2.33	2.67	2.33	2.67	2.67			2.67	2.33	3.00	3.00
Numerical Methods	BCA-504	1.50	2.50	2.50	2.50	1.50				1.50	0.50		2.50
Computer Network Security	BCA-601	2.50	2.50	1.75	1.50	2.00	1.75			1.75	1.75	1.75	2.75
Information System	BCA-602	0.50	1.50	1.50	1.25	1.50				0.25	1.25	0.25	2.50
E-Commerce	BCA-603		1.50	1.25	1.50	1.75	1.50	1.25		2.25	2.00	2.25	2.75
Knowledge Management	BCA-604		0.75	0.50	1.00	0.75				1.00		0.50	2.60
Average Target Values		2.06	1.98	1.83	1.80	1.84	1.39	1.25	0.42	1.49	1.67	1.64	2.69

Co-ordinator
IQAC, Shri Ram College,
Muzaffarnagar

Chairman
IQAC, Shri Ram College,
Muzaffarnagar

ASSESSMENT OF ATTAINMENT FOR PROGRAMME OUTCOME

Course Name	Course Code	CO Attainment	PO 1	PO 2	PO 3	PO 4	PO 5	PO 6	PO 7	PO 8	PO 9	PO 10	PO 11	PO 12
Mathematics - I	BCA-101	1.6	1.24	1.07	1.07	1.07	0.18	1.07		0.36	1.07	1.24		1.60
Programming Principle and Algorithm	BCA-102	2.3	2.11	2.11	2.30	1.73	1.92	0.77			1.92	1.53	2.11	2.30
Computer Fundamental and Office Automation	BCA-103	3	1.80	1.40	1.60	2.00	2.20	0.40			1.40	2.40	1.60	3.00
Principle of Management	BCA-104	3		1.40	1.60	1.20	2.40	1.60			2.40	2.40	1.20	3.00
Business Communication	BCA-106	3		1.50	1.25	0.50	2.50	2.25		0.25	1.75	2.25		3.00
Mathematics - II	BCA-201	1.6	0.93	0.93	0.67	0.93	0.93				0.40	1.07	0.40	1.33
'C' Programming	BCA-202	1.6	1.07	1.20	1.47	1.20	0.93				0.80	0.80	1.20	1.47
Organization Behaviour	BCA-203	3		1.33	1.00	1.33	2.00	0.33		0.33	2.33	2.33	1.33	3.00
Digital Electronics and Computer Organization	BCA-204	3	2.25	1.75	1.75	1.00	1.50				0.25	0.75		2.50
Financial Accounting and Management	BCA-205	3			0.50		1.50							2.50
Object Oriented Programming Using C++	BCA-301	2.3	1.53	1.53	1.92	1.73	1.15				0.96	0.96	1.34	2.11
Data Structure Using C & C++	BCA-302	3	2.25	2.50	2.50	2.00	1.50				0.75		1.75	2.75
Computer Architecture & Assembly Language	BCA-303	3	2.50	2.50	2.50	2.25	1.50				0.25		0.75	2.50
Business Economics	BCA-304	3		0.75	0.50	0.75					0.25	1.25		2.50
Elements of Statistics	BCA-305	2.3	1.92	2.11	1.73	1.73	1.15					0.19		2.11
Computer Graphics and Multimedia Application	BCA-401	3	1.60	1.80	1.40	1.60	2.40	0.40			1.20		0.60	2.80
Operating System	BCA-402	3	2.20	2.00	2.00	2.20	1.60				1.40	0.40		2.80
Software Engineering	BCA-403	3	2.40	2.40	2.00	1.80	1.80				2.00	2.20	2.20	2.80
Optimization Techniques	BCA-404	3	1.50	2.00	1.75	1.50					1.25			2.75
Mathematics - III	BCA-406	3	2.75	2.50	1.75	2.75	2.25				1.75			2.50
Introduction to DBMS	BCA-501	3	2.60	2.60	2.40	2.40	2.60				2.60	2.00	2.40	2.60
Java Programming and Dynamic Web Page	BCA-502	2.3	1.53	1.92	2.11	1.92	1.92				1.34	1.53	1.92	2.11
Computer Network	BCA-503	3	1.67	2.33	2.67	2.33	2.67	2.67			2.67	2.33	3.00	3.00
Numerical Methods	BCA-504	2.3	1.15	1.92	1.92	1.92	1.15				1.15	0.38		2.11
Computer Network Security	BCA-601	3	2.50	2.50	1.75	1.50	2.00	1.75			1.75	1.75	1.75	2.75
Information System	BCA-602	3	0.50	1.50	1.50	1.25	1.50				0.25	1.25	0.25	2.50
E-Commerce	BCA-603	3		1.50	1.25	1.50	1.75	1.50	1.25		2.25	2.00	2.25	2.75
Knowledge Management	BCA-604	3		0.75	0.50	1.00	0.75				1.00		0.50	2.25
PO Attainment through Results			1.81	1.77	1.62	1.60	1.68	1.27	1.25	0.31	1.35	1.48	1.48	2.48

[Signature]
Co-ordinator
IQAC, Shri Ram College,
Muzaffarnagar

[Signature]
Chairman
IQAC, Shri Ram College,
Muzaffarnagar

ASSESSMENT OF ATTAINMENT FOR PROGRAMME OUTCOME

80 % of PO Attainment through results (A)	1.45	1.42	1.30	1.28	1.35	1.02	1.00	0.25	1.08	1.18	1.18	1.98
Alumni Survey	3	3	3	3	3	3	2.28	2.47	3	2.9	3	3
10 % of Alumni Survey (B)	0.3	0.3	0.3	0.3	0.3	0.3	0.22	0.24	0.3	0.29	0.3	0.3
Employer/ Professional Survey	3	3	3	3	3	3	2.2	2.4	3	3	3	3
10 % of Employer Survey (C)	0.3	0.3	0.3	0.3	0.3	0.3	0.22	0.24	0.3	0.3	0.3	0.3
PO Attainment Value A+B+C	2.05	2.02	1.90	1.88	1.95	1.62	1.44	0.73	1.68	1.77	1.78	2.58
Target Value	2.06	1.98	1.83	1.80	1.84	1.39	1.25	0.42	1.49	1.67	1.64	2.69
Gap Value	-0.02	0.03	0.07	0.08	0.11	0.23	0.19	0.31	0.19	0.10	0.14	-0.11
Programme Attainment Status	yes	yes	yes	yes	yes	yes	yes	yes	yes	yes	yes	yes

GAP MANAGEMENT STRATEGY FOR PROGRAMME OUTCOMES

PO	GAP VALUE	STRATEGY
PO1	0.02	
P12	0.11	

[Signature]
 Co-ordinator
 IQAC, Shri Ram College,
 Muzaffarnagar

[Signature]
 Chairman
 IQAC, Shri Ram College,
 Muzaffarnagar

Name of Department : Computer Application

SHRI RAM COLLEGE, MUZAFFARNAGAR

Session: 2018-19

Name of Programme : BCA

Name of Course/ Subject : Business Communication (BCA-106)

Assessment of Students

S.NO	Roll Number	Student Name	Direct Assessment		Total Direct Assessment (A+B)=C 100	70 % of C = (D) 70	Indirect Assessment			Total of Indirect Assessment (E) 50	30 % of E = (F) 15	Total Assessment (D+F)=G 85	Percentage of Marks out of 85 G*100/85
			External Marks (A)	Internal Marks (B) Class Test/ Unit Test/ Sessional Test			Assignment 20	Attendance 20	Behaviour / Attitude 10				
1	R180855106001	AAKASH KUMAR	29	17	46	32.2	16	16	7	39	11.7	43.9	51.65
2	R180855106002	AAKASH KUMAR	22	18	40	28	16	16	7	39	11.7	39.7	46.71
3	R180855106003	AANCHAL CHAUDHARY	52	23	75	52.5	18	18	8	44	13.2	65.7	77.29
4	R180855106004	AARIF	39	20	59	41.3	17	17	7	41	12.3	53.6	63.06
5	R180855106005	AARTI RANI	31	22	53	37.1	18	18	8	44	13.2	50.3	59.18
6	R180855106006	AAS MOHAMMAD	31	21	52	36.4	17	17	7	41	12.3	48.7	57.29
7	R180855106007	AAYUSH TYAGI	37	22	59	41.3	18	18	8	44	13.2	54.5	64.12
8	R180855106008	AAYUSHI	44	22	66	46.2	18	18	8	44	13.2	59.4	69.88
9	R180855106009	AAZAM ANSARI	38	20	58	40.6	17	17	7	41	12.3	52.9	62.24
10	R180855106010	ABHISHEK GARG	38	23	61	42.7	18	18	8	44	13.2	55.9	65.76
11	R180855106011	ABHISHEK GAUTAM	42	20	62	43.4	17	17	7	41	12.3	55.7	65.53
12	R180855106012	ABHISHEK SAINI	27	19	46	32.2	16	16	7	39	11.7	43.9	51.65
13	R180855106013	ABHISHEK SAUDAI	20	20	40	28	17	17	7	41	12.3	40.3	47.41
14	R180855106014	ABHISHEK SHARMA	22	21	43	30.1	17	17	7	41	12.3	42.4	49.88
15	R180855106015	ABUJAR	15	18	33	23.1	16	16	7	39	11.7	34.8	40.94
16	R180855106016	ACHINT KAGAR	25	20	45	31.5	17	17	7	41	12.3	43.8	51.53
17	R180855106017	ADESH KUMAR	23	18	41	28.7	16	16	7	39	11.7	40.4	47.53
18	R180855106018	AKASH CHAUDHARY	23	16	39	27.3	16	16	7	39	11.7	39	45.88
19	R180855106019	AKASH CHOUHDARY	32	21	53	37.1	17	17	7	41	12.3	49.4	58.12
20	R180855106020	AKASH DHIMAN	35	23	58	40.6	18	18	8	44	13.2	53.8	63.29
21	R180855106021	AKASHAY VERMA	22	17	39	27.3	16	16	7	39	11.7	39	45.88
22	R180855106022	AKSHAT GARG	36	20	56	39.2	17	17	7	41	12.3	51.5	60.59
23	R180855106023	AKSHAY PANWAR	31	22	53	37.1	18	18	8	44	13.2	50.3	59.18
24	R180855106024	AKSHAY BALIYAN	28	20	48	33.6	17	17	7	41	12.3	45.9	54.00
25	R180855106025	AKSHAY KUMAR	33	16	49	34.3	16	16	7	39	11.7	46	54.12
26	R180855106026	AKSHAY NIRWAL	47	22	69	48.3	18	18	8	44	13.2	61.5	72.35
27	R180855106027	AKSHAY SHARMA	34	23	57	39.9	18	18	8	44	13.2	53.1	62.47
28	R180855106028	AMAN	40	20	60	42	17	17	7	41	12.3	54.3	63.88
29	R180855106029	AMIT KUMAR	26	22	48	33.6	18	18	8	44	13.2	46.8	55.06
30	R180855106030	ANAMIKA	39	23	62	43.4	18	18	8	44	13.2	56.6	66.59
31	R180855106031	ANANT DESHWAL	36	20	56	39.2	17	17	7	41	12.3	51.5	60.59
32	R180855106032	ANANT DIXIT	29	22	51	35.7	18	18	8	44	13.2	48.9	57.53
33	R180855106033	ANJALI	42	21	63	44.1	17	17	7	41	12.3	56.4	66.35
34	R180855106034	ANJALI	28	19	47	32.9	16	16	7	39	11.7	44.6	52.47
35	R180855106035	ANKIT PUNDIR	31	22	53	37.1	18	18	8	44	13.2	50.3	59.18
36	R180855106036	ANNEY SIDDIQUE	42	23	65	45.5	18	18	8	44	13.2	58.7	69.06
37	R180855106037	ANNU	30	21	51	35.7	17	17	7	41	12.3	48	56.47
38	R180855106038	ANSHUL	36	21	57	39.9	17	17	7	41	12.3	52.2	61.41

Co-ordinator
IQAC, Shri Ram College,
Muzaffarnagar

Chairman
IQAC, Shri Ram College,
Muzaffarnagar

SHRI RAM COLLEGE, MUZAFFARNAGAR

Name of Department : Computer Application

Session: 2018-19

Name of Programme : BCA

Name of Course/ Subject : Business Communication (BCA-106)

Assessment of Students

S.NO	Roll Number	Student Name	Direct Assessment		Total Direct Assessment (A+B)=C 100	70 % of C =(D) 70	Indirect Assessment			Total of Indirect Assessment (E) 50	30 % of E =(F) 15	Total Assessment (D+F)=G 85	Percentage of Marks out of 85 G*100/85
			External Marks (A)	Internal Marks (B) Class Test/ Unit Test Sessional Test			Assignment 20	Attendance 20	Behaviour / Attitude 10				
39	R180855106039	ANSHUL	33	20	53	37.1	17	17	7	41	12.3	49.4	58.12
40	R180855106040	ANSHUL KUMAR	26	20	46	32.2	17	17	7	41	12.3	44.5	52.35
41	R180855106041	ANUJ KUMAR	12	19	31	21.7	16	16	7	39	11.7	33.4	39.29
42	R180855106042	ANUJ KUMAR SHARMA	24	22	46	32.2	18	18	8	44	13.2	45.4	53.41
43	R180855106043	ANUPRIYA	27	21	48	33.6	17	17	7	41	12.3	45.9	54.00
44	R180855106044	APOORV KANSAL	22	21	43	30.1	17	17	7	41	12.3	42.4	49.88
45	R180855106045	ARIF ALI	28	19	47	32.9	16	16	7	39	11.7	44.6	52.47
46	R180855106046	ARNAV TYAGI	46	20	66	46.2	17	17	7	41	12.3	58.5	68.82
47	R180855106047	ARNAV SHARMA	36	22	58	40.6	18	18	8	44	13.2	53.8	63.29
48	R180855106048	ASHWANI PRAJAPATI	33	20	53	37.1	17	17	7	41	12.3	49.4	58.12
49	R180855106049	ASIF MALIK	31	21	52	36.4	17	17	7	41	12.3	48.7	57.29
50	R180855106050	ATUL	16	19	35	24.5	16	16	7	39	11.7	36.2	42.59
51	R180855106051	AYAZ KHAN	27	19	46	32.2	16	16	7	39	11.7	43.9	51.65
52	R180855106052	AYUSH PANWAR	17	20	37	25.9	17	17	7	41	12.3	38.2	44.94
53	R180855106053	AYUSH TYAGI	26	20	46	32.2	17	17	7	41	12.3	44.5	52.35
54	R180855106054	AYUSHI DHEEMAN	34	23	57	39.9	18	18	8	44	13.2	53.1	62.47
55	R180855106055	BADAL BALIYAN	27	16	43	30.1	16	16	7	39	11.7	41.8	49.18
56	R180855106056	DEEPAK KUMAR	33	22	55	38.5	18	18	8	44	13.2	51.7	60.82
57	R180855106057	DEEPAK KUMAR	32	16	48	33.6	16	16	7	39	11.7	45.3	53.29
58	R180855106058	DEEPANSHU SAINI	26	19	45	31.5	16	16	7	39	11.7	43.2	50.82
59	R180855106059	DEEPU TYAGI	20	20	40	28	17	17	7	41	12.3	40.3	47.41
60	R180855106060	DEVRAJ	31	18	49	34.3	16	16	7	39	11.7	46	54.12
61	R180855106061	GAURAV CHAUDHARY	9	16	25	17.5	16	16	7	39	11.7	29.2	34.35
62	R180855106062	GAURAV KUMAR	28	18	46	32.2	16	16	7	39	11.7	43.9	51.65
63	R180855106063	GAURAV PAL	31	20	51	35.7	17	17	7	41	12.3	48	56.47
64	R180855106064	GAURAV PUNDIR	11	22	33	23.1	18	18	8	44	13.2	36.3	42.71
65	R180855106065	HANI TOMAR	31	21	52	36.4	17	17	7	41	12.3	48.7	57.29
66	R180855106066	HARSHIT VERMA	24	16	40	28	16	16	7	39	11.7	39.7	46.71
67	R180855106067	HEM SINGH	30	16	46	32.2	16	16	7	39	11.7	43.9	51.65
68	R180855106068	HIMANSHU	10	20	30	21	17	17	7	41	12.3	33.3	39.18
69	R180855106069	HIMANSHU KUMAR	30	18	48	33.6	16	16	7	39	11.7	45.3	53.29
70	R180855106070	IMRA SIDDIQUE	48	23	71	49.7	18	18	8	44	13.2	62.9	74.00
71	R180855106071	ISHIKA JAIN	49	24	73	51.1	19	19	9	47	14.1	65.2	76.71
72	R180855106072	ISHIKA SINGHAL	60	25	85	59.5	19	19	9	47	14.1	73.6	86.59
73	R180855106073	JAANVI SHARMA	42	20	62	43.4	17	17	7	41	12.3	55.7	65.53
74	R180855106074	JAKIR	19	19	38	26.6	16	16	7	39	11.7	38.3	45.06
75	R180855106075	JATIN PUNDIR	34	20	54	37.8	17	17	7	41	12.3	50.1	58.94
76	R180855106077	JUNAID AALAM	23	19	42	29.4	16	16	7	39	11.7	41.1	48.35

Coordinator
IQAC, Shri Ram College,
Muzaffarnagar

Chairman
IQAC, Shri Ram College,
Muzaffarnagar

SHRI RAM COLLEGE, MUZAFFARNAGAR

Name of Department : Computer Application
Name of Programme : BCA

Session: 2018-19

Name of Course/ Subject : Business Communication (BCA-106)

Assessment of Students

S.NO	Roll Number	Student Name	Direct Assessment		Total Direct Assessment (A+B)=C 100	70 % of C =(D) 70	Indirect Assessment			Total of Indirect Assessment (E) 50	30 % of E =(F) 15	Total Assessment (D+F)=G 85	Percentage of Marks out of 85 G*100/85
			External Marks (A)	Internal Marks (B) Class Test/ Unit Test Sessional Test			Assignment 20	Attendance 20	Behaviour / Attitude 10				
77	R180855106078	KARTIK	42	19	61	42.7	16	16	7	39	11.7	54.4	64.00
78	R180855106079	KARTIK	37	20	57	39.9	17	17	7	41	12.3	52.2	61.41
79	R180855106080	KESHAV	33	19	52	36.4	16	16	7	39	11.7	48.1	56.59
80	R180855106081	KM ISHITA JAIN	50	24	74	51.8	19	19	9	47	14.1	65.9	77.53
81	R180855106082	KM PRIYANKA PUNDIR	25	20	45	31.5	17	17	7	41	12.3	43.8	51.53
82	R180855106083	KOMIT KUMAR	23	19	42	29.4	16	16	7	39	11.7	41.1	48.35
83	R180855106084	KRISHAN KANT KAKRAN	42	24	66	46.2	19	19	9	47	14.1	60.3	70.94
84	R180855106085	KUBER RISHI	30	22	52	36.4	18	18	8	44	13.2	49.6	58.35
85	R180855106086	KULDEEP	28	21	49	34.3	17	17	7	41	12.3	46.6	54.82
86	R180855106087	KUNAL	35	20	55	38.5	17	17	7	41	12.3	50.8	59.76
87	R180855106088	LUCKY GARG	35	21	56	39.2	17	17	7	41	12.3	51.5	60.59
88	R180855106089	MANISHA CHOUDHARY	30	20	50	35	17	17	7	41	12.3	47.3	55.65
89	R180855106090	MANU CHAUDHARY	36	16	52	36.4	16	16	7	39	11.7	48.1	56.59
90	R180855106091	MANU SAINI	35	20	55	38.5	17	17	7	41	12.3	50.8	59.76
91	R180855106092	MAYANK PAL	35	22	57	39.9	18	18	8	44	13.2	53.1	62.47
92	R180855106093	MAYANK PUNDIR	25	22	47	32.9	18	18	8	44	13.2	46.1	54.24
93	R180855106094	MAYANK SAROHA	26	16	42	29.4	16	16	7	39	11.7	41.1	48.35
94	R180855106095	MO SHAHRUKH KHAN	3	16	19	13.3	16	16	7	39	11.7	25	29.41
95	R180855106096	MOH SAHIB	42	19	61	42.7	16	16	7	39	11.7	54.4	64.00
96	R180855106097	MOH CHAND MIYA	34	19	53	37.1	16	16	7	39	11.7	48.8	57.41
97	R180855106098	MOHAMMAD ABUKAHFA	45	24	69	48.3	19	19	9	47	14.1	62.4	73.41
98	R180855106099	MOHAMMAD SHAHRUKH	49	20	69	48.3	17	17	7	41	12.3	60.6	71.29
99	R180855106100	MOHD ABID	38	19	57	39.9	16	16	7	39	11.7	51.6	60.71
100	R180855106101	MOHD ABUBAKAR	45	19	64	44.8	16	16	7	39	11.7	56.5	66.47
101	R180855106102	MOHD GULBHARE	28	18	46	32.2	16	16	7	39	11.7	43.9	51.65
102	R180855106103	MOHD INAM	32	16	48	33.6	16	16	7	39	11.7	45.3	53.29
103	R180855106104	MOHD JAMAL	34	21	55	38.5	17	17	7	41	12.3	50.8	59.76
104	R180855106105	MOHD JAVED	35	18	53	37.1	16	16	7	39	11.7	48.8	57.41
105	R180855106106	MOHD MUSHARIB	29	17	46	32.2	16	16	7	39	11.7	43.9	51.65
106	R180855106107	MOHD MUZAMMIL	42	19	61	42.7	16	16	7	39	11.7	54.4	64.00
107	R180855106108	MOHD PARVEZ	33	19	52	36.4	16	16	7	39	11.7	48.1	56.59
108	R180855106109	MOHD SALMAN	36	19	55	38.5	16	16	7	39	11.7	50.2	59.06
109	R180855106110	MOHD SUFIYAN	41	21	62	43.4	17	17	7	41	12.3	55.7	65.53
110	R180855106111	MOHD SUHAIL	24	17	41	28.7	16	16	7	39	11.7	40.4	47.53
111	R180855106112	MOHD SUMER	31	19	50	35	16	16	7	39	11.7	46.7	54.94
112	R180855106113	MOHD TALIB	31	17	48	33.6	16	16	7	39	11.7	45.3	53.29
113	R180855106114	MOHD AKRAM QURESHI	33	17	50	35	16	16	7	39	11.7	46.7	54.94
114	R180855106115	MOHD AQIB SAIFI	31	20	51	35.7	17	17	7	41	12.3	48.1	56.47

Co-ordinator
IQAC, Shri Ram College,
Muzaffarnagar

IQAC, Shri Ram College,
Muzaffarnagar

SHRI RAM COLLEGE, MUZAFFARNAGAR

Name of Department : Computer Application

Session: 2018-19

Name of Programme : BCA

Name of Course/ Subject : Business Communication (BCA-106)

Assessment of Students

S.NO	Roll Number	Student Name	Direct Assessment		Total Direct Assessment (A+B)=C 100	70 % of C = (D) 70	Indirect Assessment			Total of Indirect Assessment (E) 50	30 % of E = (F) 15	Total Assessment (D+F)=G 85	Percentage of Marks out of 85 G*100/85
			External Marks (A)	Internal Marks (B) Class Test/ Unit Test Sessional Test			Assignment 20	Attendance 20	Behaviour / Attitude 10				
115	R180855106116	MOHD RIZVAN KHAN	21	16	37	25.9	16	16	7	39	11.7	37.6	44.24
116	R180855106117	MOHDSHAVAB ALAM	24	19	43	30.1	16	16	7	39	11.7	41.8	49.18
117	R180855106118	MOHIT KUAMR	20	20	40	28	17	17	7	41	12.3	40.3	47.41
118	R180855106119	MOHIT KUMAR	38	18	56	39.2	16	16	7	39	11.7	50.9	59.88
119	R180855106120	MONU	28	19	47	32.9	16	16	7	39	11.7	44.6	52.47
120	R180855106121	MUHAMMAD AAZAM	34	16	50	35	16	16	7	39	11.7	46.7	54.94
121	R180855106122	NAYAAB ZAIDI	43	21	64	44.8	17	17	7	41	12.3	57.1	67.18
122	R180855106123	NAZIM ALI	41	19	60	42	16	16	7	39	11.7	53.7	63.18
123	R180855106124	NEESHU KUMAR	28	22	50	35	18	18	8	44	13.2	48.2	56.71
124	R180855106125	NEHUL JAIN	33	23	56	39.2	18	18	8	44	13.2	52.4	61.65
125	R180855106126	NIDHI BALIYAN	43	22	65	45.5	18	18	8	44	13.2	58.7	69.06
126	R180855106127	NIGAM PUNDIR	28	20	48	33.6	17	17	7	41	12.3	45.9	54.00
127	R180855106128	NIKHIL SAINI	26	20	46	32.2	17	17	7	41	12.3	44.5	52.35
128	R180855106129	NIKKY	28	21	49	34.3	17	17	7	41	12.3	46.6	54.82
129	R180855106130	NIKUNJ	13	18	31	21.7	16	16	7	39	11.7	33.4	39.29
130	R180855106131	OBAID ALAM	26	22	48	33.6	18	18	8	44	13.2	46.8	55.06
131	R180855106132	PANKAJ KUMAR	41	20	61	42.7	17	17	7	41	12.3	55	64.71
132	R180855106133	PARAMJEET	42	20	62	43.4	17	17	7	41	12.3	55.7	65.53
133	R180855106134	POOJA	52	20	72	50.4	17	17	7	41	12.3	62.7	73.76
134	R180855106135	PRATEEK PUNDIR	48	24	72	50.4	19	19	9	47	14.1	64.5	75.88
135	R180855106136	PRIYA	39	21	60	42	17	17	7	41	12.3	54.3	63.88
136	R180855106137	PUJA SHARMA	47	22	69	48.3	18	18	8	44	13.2	61.5	72.35
137	R180855106138	PUNEET RAO	44	20	64	44.8	17	17	7	41	12.3	57.1	67.18
138	R180855106139	PUNIT KUMAR	43	20	63	44.1	17	17	7	41	12.3	56.4	66.35
139	R180855106140	RADHA RANA	52	24	76	53.2	19	19	9	47	14.1	67.3	79.18
140	R180855106141	RADHEYSHYAM SAINI	47	17	64	44.8	16	16	7	39	11.7	56.5	66.47
141	R180855106142	RAGAN MALIK	46	22	68	47.6	18	18	8	44	13.2	60.8	71.53
142	R180855106143	RAJNEESH KUMAR	44	20	64	44.8	17	17	7	41	12.3	57.1	67.18
143	R180855106144	RAKSHAK MITTAL	30	23	53	37.1	18	18	8	44	13.2	50.3	59.18
144	R180855106145	RAKSHIT KUMAR	35	20	55	38.5	17	17	7	41	12.3	50.8	59.76
145	R180855106146	RAVI KUMAR	38	20	58	40.6	17	17	7	41	12.3	52.9	62.24
146	R180855106147	ROHIT KUMAR	22	18	40	28	16	16	7	39	11.7	39.7	46.71
147	R180855106148	ROHIT PAL	46	23	69	48.3	18	18	8	44	13.2	61.5	72.35
148	R180855106149	SAGAR CHAUHAN	21	18	39	27.3	16	16	7	39	11.7	39	45.88
149	R180855106150	SAGAR SAINI	41	20	61	42.7	17	17	7	41	12.3	55	64.71
150	R180855106151	SANYAM JAIN	48	22	70	49	18	18	8	44	13.2	62.2	73.18
151	R180855106152	SATYAM KUMAR	35	21	56	39.2	17	17	7	41	12.3	51.5	60.59
152	R180855106153	SAURABH AHLAWAT	44	18	62	43.4	16	16	7	39	11.7	55.1	64.82

Co-ordinator
IQAC, Shri Ram College,
Muzaffarnagar

Chairman
IQAC, Shri Ram College,
Muzaffarnagar

Name of Department : Computer Application
Name of Programme : BCA

SHRI RAM COLLEGE, MUZAFFARNAGAR

Session: 2018-19

Name of Course/ Subject : Business Communication (BCA-106)

Assessment of Students

S.NO	Roll Number	Student Name	Direct Assessment		Total Direct Assessment (A+B)=C 100	70 % of C =(D) 70	Indirect Assessment			Total of Indirect Assessment (E) 50	30 % of E =(F) 15	Total Assessment (D+F)=G 85	Percentage of Marks out of 85 G*100/85
			External Marks (A)	Internal Marks (B) Class Test/ Unit Test Sessional Test			Assignment 20	Attendance 20	Behaviour / Attitude 10				
153	R180855106154	SAURABH RANA	26	18	44	30.8	16	16	7	39	11.7	42.5	50.00
154	R180855106155	SAVEJ	44	19	63	44.1	16	16	7	39	11.7	55.8	65.65
155	R180855106156	SHAHVEZ	50	21	71	49.7	17	17	7	41	12.3	62	72.94
156	R180855106157	SHAJIM	43	20	63	44.1	17	17	7	41	12.3	56.4	66.35
157	R180855106158	SHAKTI SINGH	42	17	59	41.3	16	16	7	39	11.7	53	62.35
158	R180855106159	SHAZLI AHMED	42	20	62	43.4	17	17	7	41	12.3	55.7	65.53
159	R180855106160	SHIVAM GUPTA	33	20	53	37.1	17	17	7	41	12.3	49.4	58.12
160	R180855106161	SHIVAM KUMAR	40	18	58	40.6	16	16	7	39	11.7	52.3	61.53
161	R180855106162	SHIVAM KUMAR	29	16	45	31.5	16	16	7	39	11.7	43.2	50.82
162	R180855106163	SHIVAM KUMAR	41	21	62	43.4	17	17	7	41	12.3	55.7	65.53
163	R180855106164	SHIVAM KUMAR	35	19	54	37.8	16	16	7	39	11.7	49.5	58.24
164	R180855106165	SHIVAM SAINI	36	20	56	39.2	17	17	7	41	12.3	51.5	60.59
165	R180855106166	SHIVAM SHARMA	40	22	62	43.4	18	18	8	44	13.2	56.6	66.59
166	R180855106167	SHIVAM TYAGI	44	19	63	44.1	16	16	7	39	11.7	55.8	65.65
167	R180855106168	SHIVANI	37	21	58	40.6	17	17	7	41	12.3	52.9	62.24
168	R180855106169	SHNAVVAR ALI	30	16	46	32.2	16	16	7	39	11.7	43.9	51.65
169	R180855106170	SHREYA HOLKER	31	23	54	37.8	18	18	8	44	13.2	51	60.00
170	R180855106171	SHUBHAM VASHISHTHA	38	22	60	42	18	18	8	44	13.2	55.2	64.94
171	R180855106172	SIDDHARTH	5	16	21	14.7	16	16	7	39	11.7	26.4	31.06
172	R180855106173	SOAIB	30	18	48	33.6	16	16	7	39	11.7	45.3	53.29
173	R180855106174	SONU	32	19	51	35.7	16	16	7	39	11.7	47.4	55.76
174	R180855106175	SUMIT	11	18	29	20.3	16	16	7	39	11.7	32	37.65
175	R180855106176	TAHSEEN	27	17	44	30.8	16	16	7	39	11.7	42.5	50.00
176	R180855106177	TANMAY RAGHAV	31	20	51	35.7	17	17	7	41	12.3	48	56.47
177	R180855106178	TANU RAGHAV	33	21	54	37.8	17	17	7	41	12.3	50.1	58.94
178	R180855106179	TUSHAR	33	24	57	39.9	19	19	9	47	14.1	54	63.53
179	R180855106180	TUSHAR KUMAR	0	19	19	13.3	16	16	7	39	11.7	25	29.41
180	R180855106181	TUSHAR PAL	46	22	68	47.6	18	18	8	44	13.2	60.8	71.53
181	R180855106182	TUSHAR SHARMA	33	22	55	38.5	18	18	8	44	13.2	51.7	60.82
182	R180855106183	TUSHAR TYAGI	46	25	71	49.7	19	19	9	47	14.1	63.8	75.06
183	R180855106184	UDIT SHARDA	24	21	45	31.5	17	17	7	41	12.3	43.8	51.53
184	R180855106185	UMANG	50	22	72	50.4	18	18	8	44	13.2	63.6	74.82
185	R180855106186	UMANG KUMAR	41	23	64	44.8	18	18	8	44	13.2	58	68.24
186	R180855106187	UMAR FAROUQ	30	16	46	32.2	16	16	7	39	11.7	43.9	51.65
187	R180855106188	VARSHIT TYAGI	30	24	54	37.8	19	19	9	47	14.1	51.9	61.06
188	R180855106189	VIBHOR BALIYAN	22	18	40	28	16	16	7	39	11.7	39.7	46.71

Co-ordinator
IQAC, Shri Ram College,
Muzaffarnagar

Chairman
IQAC, Shri Ram College,
Muzaffarnagar

SHRI RAM COLLEGE, MUZAFFARNAGAR

Name of Department : Computer Application
Name of Programme : BCA

Session: 2018-19

Name of Course/ Subject : Business Communication (BCA-106)

Assessment of Students

S.NO	Roll Number	Student Name	Direct Assessment		Total Direct Assessment (A+B)=C 100	70 % of C =(D) 70	Indirect Assessment			Total of Indirect Assessment (E) 50	30 % of E =(F) 15	Total Assessment (D+F)=G 85	Percentage of Marks out of 85 G*100/85
			External Marks (A)	Internal Marks (B) Class Test/ Unit Test Sessional Test			Assignment 20	Attendance 20	Behaviour / Attitude 10				
189	R180855106190	VIDUSHI PUNDEER	19	19	38	26.6	16	16	7	39	11.7	38.3	45.06
190	R180855106191	VIKAS KASHYAP	39	22	61	42.7	18	18	8	44	13.2	55.9	65.76
191	R180855106192	VIKAS KUMAR	2	18	20	14	16	16	7	39	11.7	25.7	30.24
192	R180855106193	VINAY KUMAR	28	18	46	32.2	16	16	7	39	11.7	43.9	51.65
193	R180855106194	VISHAL KUMAR	0	18	18	12.6	16	16	7	39	11.7	24.3	28.59
194	R180855106195	VISHESH AHALAWAT	41	22	63	44.1	18	18	8	44	13.2	57.3	67.41
195	R180855106196	VISHWAS PATEL	50	25	75	52.5	19	19	9	47	14.1	66.6	78.35
196	R180855106197	YASH PRATAP	27	21	48	33.6	17	17	7	41	12.3	45.9	54.00
197	R180855106198	YASHODHAN VATS	36	24	60	42	19	19	9	47	14.1	56.1	66.00
198	R180855106199	ZEESHAN ANSARI	30	22	52	36.4	18	18	8	44	13.2	49.6	58.35

No of Students getting marks more than 60% (f1)	Weightage (x1)	f1*x1 (Multiply of entries column f1 & x1)	No of Students getting marks more than 40% (f2)	Weightage (x2)	f2*x2 (Multiply of entries column f2 & x2)	No of Students getting marks less than 40% (f3)	Weightage (x3)	f3*x3 (Multiply of entries column f3 & x3)	Σfx = f1*x1+f2*x2+f3*x3	Σf=f1+f2+f3	m = Σfx/Σf	Attainment of Course (%) = m*100/3 %
84	3	252	104	2	208	10	1	10	470	198	2.37	79.12

178 students or 178/198 = 89.89 % student secured more than 40% marks in Direct Assessment so weightage is 3

70% of 3 = 2.1

100% of students secured more than 40% marks in Indirect Assessment so weightage is 3

30 % of 3 = 0.9

Therefore Total Attainment for Business Communication (BCA-106) is (2.1 + 0.9) = 3


Co-ordinator
IQAC, Shri Ram College,
Muzaffarnagar


Chairman
IQAC, Shri Ram College,
Muzaffarnagar

SHRI RAM COLLEGE, MUZAFFARNAGAR

Name of Department : Computer Application

Session: 2018-19

Name of Programme : BCA

Name of Course/ Subject : Financial Accounting & Management (BCA-205)

Assessment of Students

S.NO	Roll Number	Student Name	Direct Assessment		Total Direct Assessment (A+B)=C 100	70 % of C = (D) 70	Indirect Assessment			Total of Indirect Assessment (E) 50	30 % of E = (F) 15	Total Assessment (D+F)=G 85	Percentage of Marks out of 85 G*100/85
			External Marks (A)	Internal Marks (B) Class Test/ Unit Test Sessional Test			Assignment 20	Attendance 20	Behaviour / Attitude 10				
1	R180855106001	AAKASH KUMAR	28	19	47	32.9	16	16	7	39	11.7	44.6	52.47
2	R180855106002	AAKASH KUMAR	25	18	43	30.1	16	16	7	39	11.7	41.8	49.18
3	R180855106003	AANCHAL CHAUDHARY	54	23	77	53.9	18	18	8	44	13.2	67.1	78.94
4	R180855106004	AARIF	24	18	42	29.4	16	16	7	39	11.7	41.1	48.35
5	R180855106005	AARTI RANI	25	23	48	33.6	18	18	8	44	13.2	46.8	55.06
6	R180855106007	AAYUSH TYAGI	30	21	51	35.7	17	17	7	41	12.3	48	56.47
7	R180855106008	AAYUSHI	46	22	68	47.6	18	18	8	44	13.2	60.8	71.53
8	R180855106009	AAZAM ANSARI	30	19	49	34.3	16	16	7	39	11.7	46	54.12
9	R180855106010	ABHISHEK GARG	38	23	61	42.7	18	18	8	44	13.2	55.9	65.76
10	R180855106011	ABHISHEK GAUTAM	36	18	54	37.8	16	16	7	39	11.7	49.5	58.24
11	R180855106012	ABHISHEK SAINI	25	20	45	31.5	17	17	7	41	12.3	43.8	51.53
12	R180855106013	ABHISHEK SAUDAI	7	20	27	18.9	17	17	7	41	12.3	31.2	36.71
13	R180855106014	ABHISHEK SHARMA	16	19	35	24.5	16	16	7	39	11.7	36.2	42.59
14	R180855106015	ABUJAR	14	19	33	23.1	16	16	7	39	11.7	34.8	40.94
15	R180855106016	ACHINT KAGAR	25	19	44	30.8	16	16	7	39	11.7	42.5	50.00
16	R180855106019	AKASH CHOUDHARY	29	21	50	35	17	17	7	41	12.3	47.3	55.65
17	R180855106020	AKASH DHIMAN	23	21	44	30.8	17	17	7	41	12.3	43.1	50.71
18	R180855106022	AKSHAT GARG	33	22	55	38.5	18	18	8	44	13.2	51.7	60.82
19	R180855106023	AKSHAY PANWAR	25	20	45	31.5	17	17	7	41	12.3	43.8	51.53
20	R180855106025	AKSHAY KUMAR	29	17	46	32.2	16	16	7	39	11.7	43.9	51.65
21	R180855106026	AKSHAY NIRWAL	30	18	48	33.6	16	16	7	39	11.7	45.3	53.29
22	R180855106027	AKSHAY SHARMA	33	22	55	38.5	18	18	8	44	13.2	51.7	60.82
23	R180855106028	AMAN	38	21	59	41.3	17	17	7	41	12.3	53.6	63.06
24	R180855106029	AMIT KUMAR	26	20	46	32.2	17	17	7	41	12.3	44.5	52.35

Co-ordinator
IQAC, Shri Ram College,
Muzaffarnagar

Chairman
IQAC, Shri Ram College,
Muzaffarnagar

SHRI RAM COLLEGE, MUZAFFARNAGAR

Name of Department : Computer Application

Session: 2018-19

Name of Programme : BCA

Name of Course/ Subject : Financial Accounting & Management (BCA-205)

Assessment of Students

S.NO	Roll Number	Student Name	Direct Assessment		Total Direct Assessment (A+B)=C 100	70 % of C =(D) 70	Indirect Assessment			Total of Indirect Assessment (E) 50	30 % of E =(F) 15	Total Assessment (D+F)=G 85	Percentage of Marks out of 85 G*100/85
			External Marks (A)	Internal Marks (B) Class Test/ Unit Test Sessional Test			Assignment 20	Attendance 20	Behavior / Attitude 10				
25	R180855106030	ANAMIKA	38	22	60	42	18	18	8	44	13.2	55.2	64.94
26	R180855106031	ANANT DESHWAL	32	18	50	35	16	16	7	39	11.7	46.7	54.94
27	R180855106032	ANANT DIXIT	33	21	54	37.8	17	17	7	41	12.3	50.1	58.94
28	R180855106033	ANJALI	39	21	60	42	17	17	7	41	12.3	54.3	63.88
29	R180855106034	ANJALI	22	20	42	29.4	17	17	7	41	12.3	41.7	49.06
30	R180855106035	ANKIT PUNDIR	34	23	57	39.9	18	18	8	44	13.2	53.1	62.47
31	R180855106036	ANNEY SIDDIQUE	45	24	69	48.3	19	19	9	47	14.1	62.4	73.41
32	R180855106037	ANNU	42	21	63	44.1	17	17	7	41	12.3	56.4	66.35
33	R180855106038	ANSHUL	20	18	38	26.6	16	16	7	39	11.7	38.3	45.06
34	R180855106039	ANSHUL	31	19	50	35	16	16	7	39	11.7	46.7	54.94
35	R180855106040	ANSHUL KUMAR	20	19	39	27.3	16	16	7	39	11.7	39	45.88
36	R180855106041	ANUJ KUMAR	25	19	44	30.8	16	16	7	39	11.7	42.5	50.00
37	R180855106042	ANUJ KUMAR SHARMA	14	20	34	23.8	17	17	7	41	12.3	36.1	42.47
38	R180855106043	ANUPRIYA	21	21	42	29.4	17	17	7	41	12.3	41.7	49.06
39	R180855106044	APOORV KANSAL	32	21	53	37.1	17	17	7	41	12.3	49.4	58.12
40	R180855106045	ARIF ALI	35	18	53	37.1	16	16	7	39	11.7	48.8	57.41
41	R180855106046	ARNAV TYAGI	35	20	55	38.5	17	17	7	41	12.3	50.8	59.76
42	R180855106047	ARPAN SHARMA	41	20	61	42.7	17	17	7	41	12.3	55	64.71
43	R180855106048	ASHWANI PRAJAPATI	30	20	50	35	17	17	7	41	12.3	47.3	55.65
44	R180855106050	ATUL	12	17	29	20.3	16	16	7	39	11.7	32	37.65
45	R180855106051	AYAZ KHAN	28	19	47	32.9	16	16	7	39	11.7	44.6	52.47
46	R180855106052	AYUSH PANWAR	20	19	39	27.3	16	16	7	39	11.7	39	45.88
47	R180855106053	AYUSH TYAGI	12	20	32	22.4	17	17	7	41	12.3	34.7	40.82
48	R180855106054	AYUSHI DHEEMAN	43	24	67	46.9	19	19	9	47	14.1	61	71.76

CO-ordinator
IQAC, Shri Ram College,
Muzaffarnagar

Chairman
IQAC, Shri Ram College,
Muzaffarnagar

SHRI RAM COLLEGE, MUZAFFARNAGAR

Name of Department : Computer Application
Name of Programme : BCA

Session: 2018-19

Name of Course/ Subject : Financial Accounting & Management (BCA-205)

Assessment of Students

S.NO	Roll Number	Student Name	Direct Assessment		Total Direct Assessment (A+B)=C 100	70 % of C =(D) 70	Indirect Assessment			Total of Indirect Assessment (E) 50	30 % of E =(F) 15	Total Assessment (D+F)=G 85	Percentage of Marks out of 85 G*100/85
			External Marks (A)	Internal Marks (B) Class Test/ Unit Test Sessional Test			Assignment 20	Attendance 20	Behaviour / Attitude 10				
49	R180855106055	BADAL BALIYAN	34	18	52	36.4	16	16	7	39	11.7	48.1	56.59
50	R180855106056	DEEPAK KUMAR	35	20	55	38.5	17	17	7	41	12.3	50.8	59.76
51	R180855106057	DEEPAK KUMAR	9	19	28	19.6	16	16	7	39	11.7	31.3	36.82
52	R180855106058	DEEPANSHU SAINI	6	19	25	17.5	16	16	7	39	11.7	29.2	34.35
53	R180855106059	DEEPU TYAGI	23	18	41	28.7	16	16	7	39	11.7	40.4	47.53
54	R180855106060	DEVRAJ	27	17	44	30.8	16	16	7	39	11.7	42.5	50.00
55	R180855106061	GAURAV CHAUDHARY	1	18	19	13.3	16	16	7	39	11.7	25	29.41
56	R180855106062	GAURAV KUMAR	27	18	45	31.5	16	16	7	39	11.7	43.2	50.82
57	R180855106063	GAURAV PAL	16	19	35	24.5	16	16	7	39	11.7	36.2	42.59
58	R180855106064	GAURAV PUNDIR	13	21	34	23.8	17	17	7	41	12.3	36.1	42.47
59	R180855106065	HANI TOMAR	41	19	60	42	16	16	7	39	11.7	53.7	63.18
60	R180855106066	HARSH CHAUDHARY	36	18	54	37.8	16	16	7	39	11.7	49.5	58.24
61	R180855106067	HARSHIT VERMA	28	17	45	31.5	16	16	7	39	11.7	43.2	50.82
62	R180855106068	HEM SINGH	33	19	52	36.4	16	16	7	39	11.7	48.1	56.59
63	R180855106070	HIMANSHU KUMAR	33	18	51	35.7	16	16	7	39	11.7	47.4	55.76
64	R180855106071	IMRA SIDDIQUE	45	24	69	48.3	19	19	9	47	14.1	62.4	73.41
65	R180855106072	ISHIKA JAIN	43	23	66	46.2	18	18	8	44	13.2	59.4	69.88
66	R180855106073	ISHIKA SINGHAL	47	25	72	50.4	19	19	9	47	14.1	64.5	75.88
67	R180855106074	JAANVI SHARMA	31	23	54	37.8	18	18	8	44	13.2	51	60.00
68	R180855106075	JAKIR	9	18	27	18.9	16	16	7	39	11.7	30.6	36.00
69	R180855106076	JATIN PUNDIR	26	22	48	33.6	18	18	8	44	13.2	46.8	55.06
70	R180855106077	JUNAID AALAM	25	18	43	30.1	16	16	7	39	11.7	41.8	49.18
71	R180855106078	KARTIK	36	19	55	38.5	16	16	7	39	11.7	50.2	59.06
72	R180855106079	KARTIK	41	19	60	42	16	16	7	39	11.7	53.7	63.18

IQAC, Shri Ram College,
Muzaffarnagar

IQAC, Shri Ram College,
Muzaffarnagar

SHRI RAM COLLEGE, MUZAFFARNAGAR

Name of Department : Computer Application

Session: 2018-19

Name of Programme : BCA

Name of Course/ Subject : Financial Accounting & Management (BCA-205)

Assessment of Students

S.NO	Roll Number	Student Name	Direct Assessment		Total Direct Assessment (A+B)=C 100	70 % of C =(D) 70	Indirect Assessment			Total of Indirect Assessment (E) 50	30 % of E =(F) 15	Total Assessment (D+F)=G 85	Percentage of Marks out of 85 G*100/85
			External Marks (A)	Internal Marks (B) Class Test/ Unit Test Sessional Test			Assignment 20	Attendance 20	Behaviour / Attitude 10				
73	R180855106080	KESHAV	25	18	43	30.1	16	16	7	39	11.7	41.8	49.18
74	R180855106081	KM ISHITA JAIN	36	23	59	41.3	18	18	8	44	13.2	54.5	64.12
75	R180855106082	KM PRIYANKA PUNDIR	15	20	35	24.5	17	17	7	41	12.3	36.8	43.29
76	R180855106083	KOMIT KUMAR	18	20	38	26.6	17	17	7	41	12.3	38.9	45.76
77	R180855106084	KRISHAN KANT KAKRAN	34	23	57	39.9	18	18	8	44	13.2	53.1	62.47
78	R180855106085	KUBER RISHI	28	20	48	33.6	17	17	7	41	12.3	45.9	54.00
79	R180855106086	KULDEEP	29	18	47	32.9	16	16	7	39	11.7	44.6	52.47
80	R180855106087	KUNAL	34	20	54	37.8	17	17	7	41	12.3	50.1	58.94
81	R180855106088	LUCKY GARG	27	20	47	32.9	17	17	7	41	12.3	45.2	53.18
82	R180855106089	MANISHA CHOUDHARY	34	19	53	37.1	16	16	7	39	11.7	48.8	57.41
83	R180855106090	MANU CHAUDHARY	29	18	47	32.9	16	16	7	39	11.7	44.6	52.47
84	R180855106091	MANU SAINI	22	18	40	28	16	16	7	39	11.7	39.7	46.71
85	R180855106092	MAYANK PAL	29	23	52	36.4	18	18	8	44	13.2	49.6	58.35
86	R180855106093	MAYANK PUNDIR	8	19	27	18.9	16	16	7	39	11.7	30.6	36.00
87	R180855106094	MAYANK SAROHA	18	18	36	25.2	16	16	7	39	11.7	36.9	43.41
88	R180855106096	MOH SAHIB	44	18	62	43.4	16	16	7	39	11.7	55.1	64.82
89	R180855106097	MOH CHAND MIYA	29	19	48	33.6	16	16	7	39	11.7	45.3	53.29
90	R180855106098	MOHAMMAD ABUKAHFA	29	18	47	32.9	16	16	7	39	11.7	44.6	52.47
91	R180855106099	MOHAMMAD SHAHRUKH	41	23	64	44.8	18	18	8	44	13.2	58	68.24
92	R180855106100	MOHD ABID	11	18	29	20.3	16	16	7	39	11.7	32	37.65
93	R180855106101	MOHD ABUBAKAR	29	19	48	33.6	16	16	7	39	11.7	45.3	53.29
94	R180855106103	MOHD INAM	16	19	35	24.5	16	16	7	39	11.7	36.2	42.59
95	R180855106104	MOHD JAMAL	25	21	46	32.2	17	17	7	41	12.3	44.5	52.35
96	R180855106105	MOHD JAVED	30	23	53	37.1	18	18	8	44	13.2	50.3	59.18

Coordinator
IQAC, Shri Ram College,
Muzaffarnagar

Chairman
IQAC, Shri Ram College,
Muzaffarnagar

SHRI RAM COLLEGE, MUZAFFARNAGAR

Name of Department : Computer Application
Name of Programme : BCA

Session: 2018-19

Name of Course/ Subject : Financial Accounting & Management (BCA-205)

Assessment of Students

S.NO	Roll Number	Student Name	Direct Assessment		Total Direct Assessment (A+B)=C 100	70 % of C = (D) 70	Indirect Assessment			Total of Indirect Assessment (E) 50	30 % of E = (F) 15	Total Assessment (D+F)=G 85	Percentage of Marks out of 85 G*100/85
			External Marks (A)	Internal Marks (B) Class Test/ Unit Test Sessional Test			Assignment 20	Attendance 20	Behavior / Attitude 10				
97	R180855106106	MOHD MUSHARIB	4	18	22	15.4	16	16	7	39	11.7	27.1	31.88
98	R180855106107	MOHD MUZAMMIL	44	18	62	43.4	16	16	7	39	11.7	55.1	64.82
99	R180855106110	MOHD SUFIYAN	32	20	52	36.4	17	17	7	41	12.3	48.7	57.29
100	R180855106111	MOHD SUHAIL	20	18	38	26.6	16	16	7	39	11.7	38.3	45.06
101	R180855106115	MOHD AQIB SAIFI	25	20	45	31.5	17	17	7	41	12.3	43.8	51.53
102	R180855106116	MOHD RIZVAN KHAN	11	20	31	21.7	17	17	7	41	12.3	34	40.00
103	R180855106117	MOHDSHAVAB ALAM	7	18	25	17.5	16	16	7	39	11.7	29.2	34.35
104	R180855106118	MOHIT KUAMR	21	18	39	27.3	16	16	7	39	11.7	39	45.88
105	R180855106119	MOHIT KUMAR	40	19	59	41.3	16	16	7	39	11.7	53	62.35
106	R180855106120	MONU	21	19	40	28	16	16	7	39	11.7	39.7	46.71
107	R180855106121	MUHAMMAD AAZAM	36	19	55	38.5	16	16	7	39	11.7	50.2	59.06
108	R180855106122	NAYAAB ZAIDI	43	20	63	44.1	17	17	7	41	12.3	56.4	66.35
109	R180855106123	NAZIM ALI	38	23	61	42.7	18	18	8	44	13.2	55.9	65.76
110	R180855106124	NEESHU KUMAR	32	19	51	35.7	16	16	7	39	11.7	47.4	55.76
111	R180855106125	NEHUL JAIN	43	23	66	46.2	18	18	8	44	13.2	59.4	69.88
112	R180855106126	NIDHI BALIYAN	46	24	70	49	19	19	9	47	14.1	63.1	74.24
113	R180855106127	NIGAM PUNDIR	44	23	67	46.9	18	18	8	44	13.2	60.1	70.71
114	R180855106128	NIKHIL SAINI	34	19	53	37.1	16	16	7	39	11.7	48.8	57.41
115	R180855106129	NIKKY	33	20	53	37.1	17	17	7	41	12.3	49.4	58.12
116	R180855106130	NIKUNJ	16	20	36	25.2	17	17	7	41	12.3	37.5	44.12
117	R180855106131	OBAID ALAM	49	20	69	48.3	17	17	7	41	12.3	60.6	71.29
118	R180855106132	PANKAJ KUMAR	38	19	57	39.9	16	16	7	39	11.7	51.6	60.71
119	R180855106133	PARAMJEET	42	18	60	42	16	16	7	39	11.7	53.7	63.18
120	R180855106134	POOJA	36	21	57	39.9	17	17	7	41	12.3	52.2	61.41

Coordinator
IQAC, Shri Ram College,
Muzaffarnagar

Chairman
IQAC, Shri Ram College,
Muzaffarnagar

SHRI RAM COLLEGE, MUZAFFARNAGAR

Name of Department : Computer Application
Name of Programme : BCA

Session: 2018-19

Name of Course/ Subject : Financial Accounting & Management (BCA-205)

Assessment of Students

S.NO	Roll Number	Student Name	Direct Assessment		Total Direct Assessment (A+B)=C 100	70 % of C = (D) 70	Indirect Assessment			Total of Indirect Assessment (E) 50	30 % of E = (F) 15	Total Assessment (D+F)=G 85	Percentage of Marks out of 85 G*100/85
			External Marks (A)	Internal Marks (B) Class Test/ Unit Test Sessional Test			Assignment 20	Attendance 20	Behaviour / Attitude 10				
121	R180855106135	PRATEEK PUNDIR	44	23	67	46.9	18	18	8	44	13.2	60.1	70.71
122	R180855106136	PRIYA	40	20	60	42	17	17	7	41	12.3	54.3	63.88
123	R180855106137	PUJA SHARMA	48	21	69	48.3	17	17	7	41	12.3	60.6	71.29
124	R180855106138	PUNEET RAO	23	20	43	30.1	17	17	7	41	12.3	42.4	49.88
125	R180855106139	PUNIT KUMAR	38	19	57	39.9	16	16	7	39	11.7	51.6	60.71
126	R180855106140	RADHA RANA	40	22	62	43.4	18	18	8	44	13.2	56.6	66.59
127	R180855106141	RADHEYSHYAM SAINI	44	19	63	44.1	16	16	7	39	11.7	55.8	65.65
128	R180855106142	RAGAN MALIK	32	19	51	35.7	16	16	7	39	11.7	47.4	55.76
129	R180855106143	RAJNEESH KUMAR	28	23	51	35.7	18	18	8	44	13.2	48.9	57.53
130	R180855106144	RAKSHAK MITTAL	42	20	62	43.4	17	17	7	41	12.3	55.7	65.53
131	R180855106145	RAKSHIT KUMAR	34	18	52	36.4	16	16	7	39	11.7	48.1	56.59
132	R180855106146	RAVI KUMAR	44	18	62	43.4	16	16	7	39	11.7	55.1	64.82
133	R180855106148	ROHIT PAL	38	22	60	42	18	18	8	44	13.2	55.2	64.94
134	R180855106149	SAGAR CHAUHAN	35	18	53	37.1	16	16	7	39	11.7	48.8	57.41
135	R180855106150	SAGAR SAINI	38	19	57	39.9	16	16	7	39	11.7	51.6	60.71
136	R180855106151	SANYAM JAIN	48	21	69	48.3	17	17	7	41	12.3	60.6	71.29
137	R180855106152	SATYAM KUMAR	38	22	60	42	18	18	8	44	13.2	55.2	64.94
138	R180855106153	SAURABH AHLAWAT	38	18	56	39.2	16	16	7	39	11.7	50.9	59.88
139	R180855106154	SAURABH RANA	36	20	56	39.2	17	17	7	41	12.3	51.5	60.59
140	R180855106155	SAVEJ	44	19	63	44.1	16	16	7	39	11.7	55.8	65.65
141	R180855106156	SHAHVEZ	44	18	62	43.4	16	16	7	39	11.7	55.1	64.82
142	R180855106157	SHAJIM	17	20	37	25.9	17	17	7	41	12.3	38.2	44.94
143	R180855106158	SHAKTI SINGH	6	19	25	17.5	16	16	7	39	11.7	29.2	34.35
144	R180855106159	SHAZLI AHMED	37	20	57	39.9	17	17	7	41	12.3	52.2	61.41

IQAC, Shri Ram College,
Muzaffarnagar

IQAC, Shri Ram College,
Muzaffarnagar

SHRI RAM COLLEGE, MUZAFFARNAGAR

Name of Department : Computer Application
Name of Programme : BCA

Session: 2018-19

Name of Course/ Subject : Financial Accounting & Management (BCA-205)

Assessment of Students

S.NO	Roll Number	Student Name	Direct Assessment		Total Direct Assessment = (D) = (A+B) = C 100	70 % of C = (D) 70	Indirect Assessment			Total of Indirect Assessment = (E) 50	30 % of E = (F) 15	Total Assessment = (D+F) = G 85	Percentage of Marks out of 85 (G/100) x 100
			External Marks (A)	Internal Marks (B) Class Test/ Unit Test Sessional Test			Assignment 20	Attendance 20	Behaviour / Attitude 10				
145	R180855106160	SHIVAM GUPTA	14	18	32	22.4	16	16	7	39	11.7	34.1	40.12
146	R180855106161	SHIVAM KUMAR	25	19	44	30.8	16	16	7	39	11.7	42.5	50.00
147	R180855106162	SHIVAM KUMAR	6	18	24	16.8	16	16	7	39	11.7	28.5	33.53
148	R180855106163	SHIVAM KUMAR	27	20	47	32.9	17	17	7	41	12.3	45.2	53.18
149	R180855106164	SHIVAM KUMAR	13	19	32	22.4	16	16	7	39	11.7	34.1	40.12
150	R180855106165	SHIVAM SAINI	29	18	47	32.9	16	16	7	39	11.7	44.6	52.47
151	R180855106166	SHIVAM SHARMA	39	19	58	40.6	16	16	7	39	11.7	52.3	61.53
152	R180855106167	SHIVAM TYAGI	28	18	46	32.2	16	16	7	39	11.7	43.9	51.65
153	R180855106168	SHIVANI	32	20	52	36.4	17	17	7	41	12.3	48.7	57.29
154	R180855106169	SHNAVVAR ALI	24	18	42	29.4	16	16	7	39	11.7	41.1	48.35
155	R180855106170	SHREYA HOLKER	40	23	63	44.1	18	18	8	44	13.2	57.3	67.41
156	R180855106171	SHUBHAM VASHISHTHA	34	18	52	36.4	16	16	7	39	11.7	48.1	56.59
157	R180855106172	SIDDHARTH	40	18	58	40.6	16	16	7	39	11.7	52.3	61.53
158	R180855106173	SOAIB	32	18	50	35	16	16	7	39	11.7	46.7	54.94
159	R180855106174	SONU	43	19	62	43.4	16	16	7	39	11.7	55.1	64.82
160	R180855106176	TAHSEEN	28	18	46	32.2	16	16	7	39	11.7	43.9	51.65
161	R180855106177	TANMAY RAGHAV	36	18	54	37.8	16	16	7	39	11.7	49.5	58.24
162	R180855106178	TANU RAGHAV	31	18	49	34.3	16	16	7	39	11.7	46	54.12
163	R180855106179	TUSHAR	46	20	66	46.2	17	17	7	41	12.3	58.5	68.82
164	R180855106180	TUSHAR KUMAR	40	22	62	43.4	18	18	8	44	13.2	56.6	66.59
165	R180855106181	TUSHAR PAL	37	24	61	42.7	19	19	9	47	14.1	56.8	66.82
166	R180855106182	TUSHAR SHARMA	31	21	52	36.4	17	17	7	41	12.3	48.7	57.29
167	R180855106183	TUSHAR TYAGI	42	23	65	45.5	18	18	8	44	13.2	58.7	69.06
168	R180855106184	UDIT SHARDA	20	20	40	28	17	17	7	41	12.3	40.3	47.41

Co-ordinator
IQAC, Shri Ram College,
Muzaffarnagar

Chairman
IQAC, Shri Ram College,
Muzaffarnagar

- SHRI RAM COLLEGE, MUZAFFARNAGAR

Name of Department : Computer Application
Name of Programme : BCA

Session: 2018-19

Name of Course/ Subject : Financial Accounting & Management (BCA-205)

Assessment of Students

S.NO	Roll Number	Student Name	Direct Assessment		Total Direct Assessment (A+B)=C 100	70 % of C = (D) 70	Indirect Assessment			Total of Indirect Assessment (E) 50	30 % of E = (F) 15	Total Assessment (D+F)=G 85	Percentage of Marks out of 85 G*100/85
			External Marks (A)	Internal Marks (B) Class Test/ Unit Test Sessional Test			Assignment 20	Attendance 20	Behaviour / Attitude 10				
169	R180855106185	UMANG	41	23	64	44.8	18	18	8	44	13.2	58	68.24
170	R180855106186	UMANG KUMAR	33	23	56	39.2	18	18	8	44	13.2	52.4	61.65
171	R180855106187	UMAR FAROUQ	33	18	51	35.7	16	16	7	39	11.7	47.4	55.76
172	R180855106188	VARSHIT TYAGI	43	22	65	45.5	18	18	8	44	13.2	58.7	69.06
173	R180855106189	VIBHOR BALIYAN	43	18	61	42.7	16	16	7	39	11.7	54.4	64.00
174	R180855106191	VIKAS KASHYAP	51	20	71	49.7	17	17	7	41	12.3	62	72.94
175	R180855106192	VIKAS KUMAR	32	20	52	36.4	17	17	7	41	12.3	48.7	57.29
176	R180855106193	VINAY KUMAR	35	18	53	37.1	16	16	7	39	11.7	48.8	57.41
177	R180855106195	VISHESH AHALAWAT	42	22	64	44.8	18	18	8	44	13.2	58	68.24
178	R180855106196	VISHWAS PATEL	43	24	67	46.9	19	19	9	47	14.1	61	71.76
179	R180855106197	YASH PRATAP	37	21	58	40.6	17	17	7	41	12.3	52.9	62.24
180	R180855106198	YASHODHAN VATS	37	24	61	42.7	19	19	9	47	14.1	56.8	66.82
181	R180855106199	ZEESHAN ANSARI	46	20	66	46.2	17	17	7	41	12.3	58.5	68.82


Co-ordinator
IQAC, Shri Ram College,
Muzaffarnagar


Chairman
IQAC, Shri Ram College,
Muzaffarnagar

No of Students getting marks more than 60% (f1)	Weightage (x1)	f1*x1 (Multiply of entries column f1 & x1)	No of Students getting marks more than 40% (f2)	Weightage (x2)	f2*x2 (Multiply of entries column f2 & x2)	No of Students getting marks less than 40% (f3)	Weightage (x3)	f3*x3 (Multiply of entries column f3 & x3)	$\Sigma f_x = f1*x1 + f2*x2 + f3*x3$	$\Sigma f = f1 + f2 + f3$	$m = \Sigma f_x / \Sigma f$	Attainment of Course (%) = $m*100/3$ %
68	3	204	101	2	202	12	1	12	418	181	2.31	76.98

149 students or $149/181 = 82.32$ % student secured more than 40% marks in Direct Assessment so weightage is 3

70% of 3 = 2.1

100% of students secured more than 40% marks in Indirect Assessment so weightage is 3

30 % of 3 = 0.9

Therefore Total Attainment for Financial Accounting & Management (BCA-205) is $(2.1 + 0.9) = 3$


 Co-ordinator
 IQAC, Shri Ram College,
 Muzaffarnagar


 Chairman
 IQAC, Shri Ram College,
 Muzaffarnagar

SHRI RAM COLLEGE, MUZAFFARNAGAR
 Name of Department : Computer Application

Name of Programme : BCA

Session: 2019-20

Name of Course/ Subject : Data Structure Using C & C++ (BCA-302)

Assessment of Students

S.NO	Roll Number	Student Name	Direct Assessment		Total Direct Assessment (A+B)=C 100	70 % of C = (D) 70	Indirect Assessment			Total of Indirect Assessment (E) 50	30 % of E = (F) 15	Total Assessment (D+F)=G 85	Percentage of Marks out of 85 G*100/85
			External Marks (A)	Internal Marks (B) Class Test/ Unit Test/ Sessional Test			Assignment 20	Attendance 20	Behaviour / Attitude 10				
1	180855106001	AAKASH KUMAR	22	18	40	28	16	16	7	39	11.7	39.7	46.71
2	180855106002	AAKASH KUMAR	14	17	31	21.7	16	16	7	39	11.7	33.4	39.29
3	180855106003	AANCHAL CHAUDHARY	39	24	63	44.1	19	19	9	47	14.1	58.2	68.47
4	180855106004	AARIF	26	18	44	30.8	16	16	7	39	11.7	42.5	50.00
5	180855106005	AARTI RANI	25	19	44	30.8	16	16	7	39	11.7	42.5	50.00
6	180855106007	AAYUSH TYAGI	23	18	41	28.7	16	16	7	39	11.7	40.4	47.53
7	180855106008	AAYUSHI	42	23	65	45.5	18	18	8	44	13.2	58.7	69.06
8	180855106009	AAZAM ANSARI	41	19	60	42	16	16	7	39	11.7	53.7	63.18
9	180855106010	ABHISHEK GARG	44	24	68	47.6	19	19	9	47	14.1	61.7	72.59
10	180855106011	ABHISHEK GALUTAM	36	17	53	37.1	16	16	7	39	11.7	48.8	57.41
11	180855106012	ABHISHEK SAINI	26	18	44	30.8	16	16	7	39	11.7	42.5	50.00
12	180855106013	ABHISHEK SAUDAI	23	18	41	28.7	16	16	7	39	11.7	40.4	47.53
13	180855106014	ABHISHEK SHARMA	23	17	40	28	16	16	7	39	11.7	39.7	46.71
14	180855106015	ABUJAR	25	17	42	29.4	16	16	7	39	11.7	41.1	48.35
15	180855106016	ACHINT KAGAR	32	20	52	36.4	17	17	7	41	12.3	48.7	57.29
16	180855106019	AKASH CHOUDHARY	26	21	47	32.9	17	17	7	41	12.3	45.2	53.18
17	180855106020	AKASH DHIMAN	38	20	58	40.6	17	17	7	41	12.3	52.9	62.24
18	180855106022	AKSHAT GARG	30	20	50	35	17	17	7	41	12.3	47.3	55.65
19	180855106023	AKSHAY PANWAR	28	19	47	32.9	16	16	7	39	11.7	44.6	52.47
20	180855106025	AKSHAY KUMAR	23	17	40	28	16	16	7	39	11.7	39.7	46.71
21	180855106026	AKSHAY NIRWAL	35	22	57	39.9	18	18	8	44	13.2	53.1	62.47
22	180855106027	AKSHAY SHARMA	34	18	52	36.4	16	16	7	39	11.7	48.1	56.59
23	180855106028	AMAN	46	23	69	48.3	18	18	8	44	13.2	61.5	72.35
24	180855106029	AMIT KUMAR	24	19	43	30.1	16	16	7	39	11.7	41.8	49.18
25	180855106030	ANAMIKA	34	19	53	37.1	16	16	7	39	11.7	48.8	57.41
26	180855106031	ANANT DESHWAL	22	22	44	30.8	18	18	8	44	13.2	44	51.76
27	180855106032	ANANT DIXIT	38	21	59	41.3	17	17	7	41	12.3	53.6	63.06
28	180855106033	ANJALI	40	23	63	44.1	18	18	8	44	13.2	57.3	67.41
29	180855106034	ANJALI	22	19	41	28.7	16	16	7	39	11.7	40.4	47.53
30	180855106035	ANKIT PUNDIR	24	17	41	28.7	16	16	7	39	11.7	40.4	47.53
31	180855106036	ANNEY SIDDIQUE	32	22	54	37.8	18	18	8	44	13.2	51	60.00
32	180855106037	ANNU	39	19	58	40.6	16	16	7	39	11.7	52.3	61.53
33	180855106038	ANSHUL	30	22	52	36.4	18	18	8	44	13.2	49.6	58.35
34	180855106039	ANSHUL	31	17	48	33.6	16	16	7	39	11.7	45.3	53.29
35	180855106040	ANSHUL KUMAR	36	17	53	37.1	16	16	7	39	11.7	48.8	57.41
36	180855106041	ANUJ KUMAR	36	19	55	38.5	16	16	7	39	11.7	50.2	59.06
37	180855106043	ANUPRIYA	24	19	43	30.1	16	16	7	39	11.7	41.8	49.18
38	180855106044	APOORV KANSAL	21	20	41	28.7	17	17	7	41	12.3	41	48.24
39	180855106045	ARIF ALI	46	19	65	45.5	16	16	7	39	11.7	57.2	67.29

Co-ordinator
 IQAC, Shri Ram College,
 Muzaffarnagar

Chairman
 IQAC, Shri Ram College,
 Muzaffarnagar

SHRI RAM COLLEGE, MUZAFFARNAGAR

Name of Programme : BCA

Name of Department : Computer Application

Session: 2019-20

Name of Course/ Subject : Data Structure Using C & C++ (BCA-302)

Assessment of Students

S.NO	Roll Number	Student Name	Direct Assessment		Total Direct Assessment (A+B)=C 100	70 % of C =(D) 70	Indirect Assessment			Total of Indirect Assessment (E) 50	30 % of E =(F) 15	Total Assessment (D+F)=G 85	Percentage of Marks out of 85 G*100/85
			External Marks (A)	Internal Marks (B) Class Test/ Unit Test Sessional Test			Assignment 20	Attendance 20	Behaviour / Attitude 10				
40	180855106046	ARNAV TYAGI	50	20	70	49	17	17	7	41	12.3	61.3	72.12
41	180855106047	ARPAN SHARMA	30	19	49	34.3	16	16	7	39	11.7	46	54.12
42	180855106048	ASHWANI PRAJAPATI	30	18	48	33.6	16	16	7	39	11.7	45.3	53.29
43	180855106052	AYUSH PANWAR	19	17	36	25.2	16	16	7	39	11.7	36.9	43.41
44	180855106053	AYUSH TYAGI	4	17	21	14.7	16	16	7	39	11.7	26.4	31.06
45	180855106054	AYUSHI DHEEMAN	47	24	71	49.7	19	19	9	47	14.1	63.8	75.06
46	180855106055	BADAL BALIYAN	21	17	38	26.6	16	16	7	39	11.7	38.3	45.06
47	180855106056	DEEPAK KUMAR	26	17	43	30.1	16	16	7	39	11.7	41.8	49.18
48	180855106057	DEEPAK KUMAR	40	17	57	39.9	16	16	7	39	11.7	51.6	60.71
49	180855106058	DEEPANSHU SAINI	42	17	59	41.3	16	16	7	39	11.7	53	62.35
50	180855106059	DEEPU TYAGI	39	17	56	39.2	16	16	7	39	11.7	50.9	59.88
51	180855106060	DEVRAJ	39	22	61	42.7	18	18	8	44	13.2	55.9	65.76
52	180855106062	GAURAV KUMAR	44	18	62	43.4	16	16	7	39	11.7	55.1	64.82
53	180855106063	GAURAV PAL	38	18	56	39.2	16	16	7	39	11.7	50.9	59.88
54	180855106065	HANI TOMAR	34	22	56	39.2	18	18	8	44	13.2	52.4	61.65
55	180855106066	HARSH CHAUDHARY	40	17	57	39.9	16	16	7	39	11.7	51.6	60.71
56	180855106067	HARSHIT VERMA	12	18	30	21	16	16	7	39	11.7	32.7	38.47
57	180855106068	HEM SINGH	41	18	59	41.3	16	16	7	39	11.7	53	62.35
58	180855106070	HIMANSHU KUMAR	38	18	56	39.2	16	16	7	39	11.7	50.9	59.88
59	180855106071	IMRA SIDDIQUE	32	23	55	38.5	18	18	8	44	13.2	51.7	60.82
60	180855106072	ISHIKA JAIN	59	24	83	58.1	19	19	9	47	14.1	72.2	84.94
61	180855106073	ISHIKA SINGHAL	62	25	87	60.9	19	19	9	47	14.1	75	88.24
62	180855106074	JAANVI SHARMA	27	18	45	31.5	16	16	7	39	11.7	43.2	50.82
63	180855106076	JATIN PUNDIR	30	17	47	32.9	16	16	7	39	11.7	44.6	52.47
64	180855106077	JUNAID AALAM	24	18	42	29.4	16	16	7	39	11.7	41.1	48.35
65	180855106078	KARTIK	25	18	43	30.1	16	16	7	39	11.7	41.8	49.18
66	180855106079	KARTIK	29	17	46	32.2	16	16	7	39	11.7	43.9	51.65
67	180855106080	KESHAV	36	19	55	38.5	16	16	7	39	11.7	50.2	59.06
68	180855106081	KM ISHITA JAIN	46	25	71	49.7	19	19	9	47	14.1	63.8	75.06
69	180855106083	KOMIT KUMAR	24	18	42	29.4	16	16	7	39	11.7	41.1	48.35
70	180855106084	KRISHAN KANT KAKRAN	24	18	42	29.4	16	16	7	39	11.7	41.1	48.35
71	180855106085	KUBER RISHI	24	18	42	29.4	16	16	7	39	11.7	41.1	48.35
72	180855106086	KULDEEP	36	17	53	37.1	16	16	7	39	11.7	48.8	57.41
73	180855106087	KUNAL	42	22	64	44.8	18	18	8	44	13.2	58	68.24
74	180855106088	LUCKY GARG	31	20	51	35.7	17	17	7	41	12.3	48	56.47
75	180855106089	MANISHA CHOUDHARY	32	17	49	34.3	16	16	7	39	11.7	46	54.12
76	180855106090	MANU CHAUDHARY	31	18	49	34.3	16	16	7	39	11.7	46	54.12
77	180855106091	MANU SAINI	36	18	54	37.8	16	16	7	39	11.7	49.5	58.24
78	180855106092	MAYANK PAL	22	22	44	30.8	18	18	8	44	13.2	44	51.76

Co-ordinator
IQAC, Shri Ram College,
Muzaffarnagar

Chairman
IQAC, Shri Ram College,
Muzaffarnagar

SHRI RAM COLLEGE, MUZAFFARNAGAR
 Name of Department : Computer Application
 Name of Program : BCA
 Session: 2019-20
 Name of Course/ Subject : Data Structure Using C & C++ (BCA-302)
 Assessment of Students

S.NO	Roll Number	Student Name	Direct Assessment		Total Direct Assessment (A+B)+C 100	70 % of C = (D) 70	Indirect Assessment			Total of Indirect Assessment (E) 50	30 % of E = (F) 15	Total Assessment (D+F)=G 85	Percentage of Marks out of 85 G*100/85
			External Marks (A)	Internal Marks (B) Class Test/ Unit Test Sessional Test			Assignment 20	Attendance 20	Behaviour/ Attitude 10				
79	180855106093	MAYANK PUNDIR	22	17	39	27.3	16	16	7	39	11.7	39	45.88
80	180855106094	MAYANK SAROHA	22	17	39	27.3	16	16	7	39	11.7	39	45.88
81	180855106096	MOH SAHIB	30	17	47	32.9	16	16	7	39	11.7	44.6	52.47
82	180855106097	MOH CHAND MIYA	36	18	54	37.8	16	16	7	39	11.7	49.5	58.24
83	180855106098	MOHAMMAD ABUKAHFA	38	18	56	39.2	16	16	7	39	11.7	50.9	59.88
84	180855106099	MOHAMMAD SHAHRUKH	45	24	69	48.3	19	19	9	47	14.1	62.4	73.41
85	180855106100	MOHD ABID	36	18	54	37.8	16	16	7	39	11.7	49.5	58.24
86	180855106101	MOHD ABUBAKAR	33	19	52	36.4	16	16	7	39	11.7	48.1	56.59
87	180855106104	MOHD JAMAL	29	23	52	36.4	18	18	8	44	13.2	49.6	58.35
88	180855106105	MOHD JAVED	21	19	40	28	16	16	7	39	11.7	39.7	46.71
89	180855106106	MOHD MUSHARIB	21	18	39	27.3	16	16	7	39	11.7	39	45.88
90	180855106107	MOHD MUZAMMIL	40	24	64	44.8	19	19	9	47	14.1	58.9	69.29
91	180855106110	MOHD SUFIYAN	32	19	51	35.7	16	16	7	39	11.7	47.4	55.76
92	180855106115	MOHD AQIB SAIFI	13	19	32	22.4	16	16	7	39	11.7	34.1	40.12
93	180855106118	MOHIT KUMAR	14	18	32	22.4	16	16	7	39	11.7	34.1	40.12
94	180855106119	MOHIT KUMAR	33	22	55	38.5	18	18	8	44	13.2	51.7	60.82
95	180855106120	MONU	18	18	36	25.2	16	16	7	39	11.7	36.9	43.41
96	180855106121	MUHAMMAD AAZAM	40	19	59	41.3	16	16	7	39	11.7	53	62.35
97	180855106122	NAYAAB ZAIDI	30	21	51	35.7	17	17	7	41	12.3	48	56.47
98	180855106123	NAZIM ALI	32	21	53	37.1	17	17	7	41	12.3	49.4	58.12
99	180855106124	NEESHU KUMAR	28	17	45	31.5	16	16	7	39	11.7	43.2	50.82
100	180855106125	NEHUL JAIN	45	18	63	44.1	16	16	7	39	11.7	55.8	65.65
101	180855106126	NIDHI BALIYAN	48	23	71	49.7	18	18	8	44	13.2	62.9	74.00
102	180855106127	NIGAM PUNDIR	42	22	64	44.8	18	18	8	44	13.2	58	68.24
103	180855106128	NIKHIL SAINI	26	23	49	34.3	18	18	8	44	13.2	47.5	55.88
104	180855106131	OBAD ALAM	28	21	49	34.3	17	17	7	41	12.3	46.6	54.82
105	180855106132	PANKAJ KUMAR	26	21	47	32.9	17	17	7	41	12.3	45.2	53.18
106	180855106133	PARAMJEET	28	18	46	32.2	16	16	7	39	11.7	43.9	51.65
107	180855106134	POOJA	31	21	52	36.4	17	17	7	41	12.3	48.7	57.29
108	180855106135	PRATEEK PUNDIR	30	24	54	37.8	19	19	9	47	14.1	51.9	61.06
109	180855106136	PRIYA	37	23	60	42	18	18	8	44	13.2	55.2	64.94
110	180855106137	PUJA SHARMA	35	23	58	40.6	18	18	8	44	13.2	53.8	63.29
111	180855106138	PUNEET RAO	20	18	38	26.6	16	16	7	39	11.7	38.3	45.06
112	180855106139	PUNIT KUMAR	18	19	37	25.9	16	16	7	39	11.7	37.6	44.24
113	180855106140	RADHA RANA	48	24	72	50.4	19	19	9	47	14.1	64.5	75.88
114	180855106141	RADHEYSHYAM SAINI	26	21	47	32.9	17	17	7	41	12.3	45.2	53.18
115	180855106142	RAGAN MALIK	18	17	35	24.5	16	16	7	39	11.7	36.2	42.59
116	180855106143	RAJNEESH KUMAR	20	23	43	30.1	18	18	8	44	13.2	43.3	50.94
117	180855106144	RAKSHAK MITTAL	31	23	54	37.8	18	18	8	44	13.2	51	60.00

Co-ordinator
 IQAC, Shri Ram College,
 Muzaffarnagar

Chairman
 IQAC, Shri Ram College,
 Muzaffarnagar

SHRI RAM COLLEGE, MUZAFFARNAGAR

Name of Programme : BCA

Name of Department : Computer Application

Session: 2019-20

Name of Course/ Subject : Data Structure Using C & C++ (BCA-302)

Assessment of Students

S.NO	Roll Number	Student Name	Direct Assessment		Total Direct Assessment (A+B)=C 100	70 % of C = (D) 70	Indirect Assessment			Total of Indirect Assessment (E) 50	30 % of E = (F) 15	Total Assessment (D+F)=G 85	Percentage of Marks out of 85 G*100/85
			External Marks (A)	Internal Marks (B) Class Test/ Unit Test Sessional Test			Assignment 20	Attendance 20	Behaviour / Attitude 10				
118	180855106145	RAKSHIT KUMAR	24	19	43	30.1	16	16	7	39	11.7	41.8	49.18
119	180855106146	RAVI KUMAR	24	19	43	30.1	16	16	7	39	11.7	41.8	49.18
120	180855106148	ROHIT PAL	26	24	50	35	19	19	9	47	14.1	49.1	57.76
121	180855106149	SAGAR CHAUHAN	17	19	36	25.2	16	16	7	39	11.7	36.9	43.41
122	180855106150	SAGAR SAINI	27	18	45	31.5	16	16	7	39	11.7	43.2	50.82
123	180855106151	SANYAM JAIN	38	23	61	42.7	18	18	8	44	13.2	55.9	65.76
124	180855106152	SATYAM KUMAR	26	22	48	33.6	18	18	8	44	13.2	46.8	55.06
125	180855106153	SAURABH AHLAWAT	11	19	30	21	16	16	7	39	11.7	32.7	38.47
126	180855106154	SAURABH RANA	16	17	33	23.1	16	16	7	39	11.7	34.8	40.94
127	180855106155	SAVEJ	41	22	63	44.1	18	18	8	44	13.2	57.3	67.41
128	180855106156	SHAHVEZ	36	22	58	40.6	18	18	8	44	13.2	53.8	63.29
129	180855106158	SHAKTI SINGH	14	21	35	24.5	17	17	7	41	12.3	36.8	43.29
130	180855106159	SHAZLI AHMED	25	21	46	32.2	17	17	7	41	12.3	44.5	52.35
131	180855106161	SHIVAM KUMAR	19	17	36	25.2	16	16	7	39	11.7	36.9	43.41
132	180855106163	SHIVAM KUMAR	17	19	36	25.2	16	16	7	39	11.7	36.9	43.41
133	180855106164	SHIVAM KUMAR	13	20	33	23.1	17	17	7	41	12.3	35.4	41.65
134	180855106166	SHIVAM SHARMA	29	17	46	32.2	16	16	7	39	11.7	43.9	51.65
135	180855106167	SHIVAM TYAGI	32	18	50	35	16	16	7	39	11.7	46.7	54.94
136	180855106168	SHIVANI	32	20	52	36.4	17	17	7	41	12.3	48.7	57.29
137	180855106169	SHNAVVAR ALI	32	19	51	35.7	16	16	7	39	11.7	47.4	55.76
138	180855106170	SHREYA HOLKER	50	23	73	51.1	18	18	8	44	13.2	64.3	75.65
139	180855106171	SHUBHAM VASHISHTHA	22	21	43	30.1	17	17	7	41	12.3	42.4	49.88
140	180855106173	SOAIB	31	20	51	35.7	17	17	7	41	12.3	48	56.47
141	180855106174	SONU	36	20	56	39.2	17	17	7	41	12.3	51.5	60.59
142	180855106176	TANSEEN	38	18	56	39.2	16	16	7	39	11.7	50.9	59.88
143	180855106177	TANMAY RAGHAV	37	17	54	37.8	16	16	7	39	11.7	49.5	58.24
144	180855106178	TANU RAGHAV	36	17	53	37.1	16	16	7	39	11.7	48.8	57.41
145	180855106179	TUSHAR	41	21	62	43.4	17	17	7	41	12.3	55.7	65.53
146	180855106180	TUSHAR KUMAR	38	18	56	39.2	16	16	7	39	11.7	50.9	59.88
147	180855106181	TUSHAR PAL	42	21	63	44.1	17	17	7	41	12.3	56.4	66.35
148	180855106182	TUSHAR SHARMA	40	20	60	42	17	17	7	41	12.3	54.3	63.88
149	180855106183	TUSHAR TYAGI	30	23	53	37.1	18	18	8	44	13.2	50.3	59.18
150	180855106184	UDIT SHARDA	39	20	59	41.3	17	17	7	41	12.3	53.6	63.06
151	180855106185	UMANG	49	24	73	51.1	19	19	9	47	14.1	65.2	76.71
152	180855106186	UMANG KUMAR	41	23	64	44.8	18	18	8	44	13.2	58	68.24
153	180855106188	VARSHIT TYAGI	40	23	63	44.1	18	18	8	44	13.2	57.3	67.41
154	180855106191	VIKAS KASHYAP	40	21	61	42.7	17	17	7	41	12.3	55	64.71
155	180855106193	VINAY KUMAR	40	19	59	41.3	16	16	7	39	11.7	53	62.35
156	180855106195	VISHESH AHLAWAT	40	23	63	44.1	18	18	8	44	13.2	57.3	67.41

Co-ordinator
IQAC, Shri Ram College,
Muzaffarnagar

Chairman
IQAC, Shri Ram College,
Muzaffarnagar

SHRI RAM COLLEGE, MUZAFFARNAGAR

Name of Department : Computer Application

Session: 2019-20

Name of Course/ Subject : Data Structure Using C & C++ (BCA-302)

Name of Programme : BCA

Assessment of Students

S.NO	Roll Number	Student Name	Direct Assessment		Total Direct Assessment (A+B)+C 100	70 % of C (D) 70	Indirect Assessment			Total of Indirect Assessment (E) 50	30 % of E (F) 15	Total Assessment (D+F)+G 85	Percentage of Marks out of 85 G*100/85
			External Marks (A)	Internal Marks (B) Class Test/ Unit Test/ Sessional Test			Assignment 20	Attendance 20	Behaviour / Attitude 10				
157	180855106196	VISHWAS PATEL	43	24	67	46.9	19	19	9	47	14.1	61	71.76
158	180855106197	YASH PRATAP	4	17	21	14.7	16	16	7	39	11.7	26.4	31.06
159	180855106198	YASHODHAN VATS	38	25	63	44.1	19	19	9	47	14.1	58.2	68.47
160	180855106199	ZEESHAN ANSARI	32	21	53	37.1	17	17	7	41	12.3	49.4	58.12

No of Students getting marks more than 60% (M)	Weightage (x1)	f1*x1 (Multiply of entries column f1 & x1)	No of Students getting marks more than 40% (N)	Weightage (x2)	f2*x2 (Multiply of entries column f2 & x2)	No of Students getting marks less than 40% (O)	Weightage (x3)	f3*x3 (Multiply of entries column f3 & x3)	Σfx = f1*x1+f2*x2+f3*x3	Attainment of Course (%) = m*100/Σfx
55	3	165	100	2	200	5	1	5	370	77.08
									Σfx=f1+f2+f3	m = Σfx/Σf
									160	2.31

138 students or 138/160 = 86.25 % student secured more than 40% marks in Direct Assessment so weightage is 3

70% of 3 = 2.1

100% of students secured more than 40% marks in Indirect Assessment so weightage is 3

30 % of 3 = 0.9

Therefore Total Attainment for Data Structure Using C & C++ (BCA-302) is (2.1 + 0.9) = 3


Co-ordinator
IQAC, Shri Ram College,
Muzaffarnagar


Chairman
IQAC, Shri Ram College,
Muzaffarnagar

SHRI RAM COLLEGE, MUZAFFARNAGAR

Name of Department : Computer Application

Session: 2019-20

Name of Programme : BCA

Name of Course/ Subject : Mathematics - III (BCA-406)

Assessment of Students

S.NO	Roll Number	Student Name	Direct Assessment		Total Direct Assessment (A+B)+C 100	70 % of C = (D) 70	Indirect Assessment			Total of Indirect Assessment (E) 50	30 % of E = (F) 15	Total Assessment (D+F)+G 85	Percentage of Marks out of 85 G*100/85
			External Marks (A)	Internal Marks (B) Class Test/ Unit Test/ Sessional Test			Assignment 20	Attendance 20	Behaviour / Attitude 10				
1	180855106001	AAKASH KUMAR	25	20	45	31.5	17	17	7	41	12.3	43.8	51.53
2	180855106002	AAKASH KUMAR	26	19	45	31.5	16	16	7	39	11.7	43.2	50.82
3	180855106003	AANCHAL CHAUDHARY	42	24	66	46.2	19	19	9	47	14.1	60.3	70.94
4	180855106004	AARIF	29	20	49	34.3	17	17	7	41	12.3	46.6	54.82
5	180855106005	AARTI RANI	23	22	45	31.5	18	18	8	44	13.2	44.7	52.59
6	180855106007	AAYUSH TYAGI	27	21	48	33.6	17	17	7	41	12.3	45.9	54.00
7	180855106008	AAYUSHI	36	23	59	41.3	18	18	8	44	13.2	54.5	64.12
8	180855106009	AZAM ANSARI	34	21	55	38.5	17	17	7	41	12.3	50.8	59.76
9	180855106010	ABHISHEK GARG	46	24	70	49	19	19	9	47	14.1	63.1	74.24
10	180855106011	ABHISHEK GAUTAM	35	19	54	37.8	16	16	7	39	11.7	49.5	58.24
11	180855106012	ABHISHEK SAINI	31	20	51	35.7	17	17	7	41	12.3	48	56.47
12	180855106013	ABHISHEK SAUDAI	21	21	42	29.4	17	17	7	41	12.3	41.7	49.06
13	180855106014	ABHISHEK SHARMA	26	21	47	32.9	17	17	7	41	12.3	45.2	53.18
14	180855106015	ABUJAR	24	19	43	30.1	16	16	7	39	11.7	41.8	49.18
15	180855106016	ACHINT KAGAR	24	21	45	31.5	17	17	7	41	12.3	43.8	51.53
16	180855106019	AKASH CHOUDHARY	31	22	53	37.1	18	18	8	44	13.2	50.3	59.18
17	180855106020	AKASH DHIMAN	32	22	54	37.8	18	18	8	44	13.2	51	60.00
18	180855106022	AKSHAT GARG	34	21	55	38.5	17	17	7	41	12.3	50.8	59.76
19	180855106023	AKSHAY PANWAR	30	22	52	36.4	18	18	8	44	13.2	49.6	58.35
20	180855106025	AKSHAY KUMAR	29	18	47	32.9	16	16	7	39	11.7	44.6	52.47
21	180855106026	AKSHAY NIRWAL	37	21	58	40.6	17	17	7	41	12.3	52.9	62.24
22	180855106027	AKSHAY SHARMA	31	22	53	37.1	18	18	8	44	13.2	50.3	59.18
23	180855106028	AMAN	39	22	61	42.7	18	18	8	44	13.2	55.9	65.76
24	180855106029	AMIT KUMAR	28	22	50	35	18	18	8	44	13.2	48.2	56.71
25	180855106030	ANAMIKA	30	22	52	36.4	18	18	8	44	13.2	49.6	58.35
26	180855106031	ANANT DESHWAL	23	21	44	30.8	17	17	7	41	12.3	43.1	50.71
27	180855106032	ANANT DIXIT	31	22	53	37.1	18	18	8	44	13.2	50.3	59.18
28	180855106033	ANIJALI	41	23	64	44.8	18	18	8	44	13.2	58	68.24
29	180855106034	ANIJALI	21	20	41	28.7	17	17	7	41	12.3	41	48.24
30	180855106035	ANKIT PUNDIR	23	22	45	31.5	18	18	8	44	13.2	44.7	52.59
31	180855106036	ANNEY SIDDIQUE	35	24	59	41.3	19	19	9	47	14.1	55.4	65.18
32	180855106037	ANNU	30	21	51	35.7	17	17	7	41	12.3	48	56.47
33	180855106038	ANSHUL	31	21	52	36.4	17	17	7	41	12.3	48.7	57.29
34	180855106039	ANSHUL	33	20	53	37.1	17	17	7	41	12.3	49.4	58.12
35	180855106040	ANSHUL KUMAR	26	19	45	31.5	16	16	7	39	11.7	43.2	50.82
36	180855106041	ANUJ KUMAR	26	20	46	32.2	17	17	7	41	12.3	44.5	52.35
37	180855106043	ANUPRIYA	26	21	47	32.9	17	17	7	41	12.3	45.2	53.18
38	180855106044	APOORV KANSAL	26	22	48	33.6	18	18	8	44	13.2	46.8	55.06
39	180855106045	ARIF ALI	32	20	52	36.4	17	17	7	41	12.3	48.7	57.29

Co-ordinator
IQAC, Shri Ram College,
Muzaffarnagar

Chairman
IQAC, Shri Ram College,
Muzaffarnagar

SHRI RAM COLLEGE, MUZAFFARNAGAR

Name of Department : Computer Application

Session: 2019-20

Name of Programme : BCA

Name of Course/ Subject : Mathematics - III (BCA-406)

Assessment of Students

S.NO	Roll Number	Student Name	Direct Assessment		Total Direct Assessment (A+B)+C 100	70 % of C 70	Indirect Assessment			Total of Indirect Assessment (E) 50	30 % of E = (F) 15	Total Assessment (D+F)=G 85	Percentage of Marks out of 85 G*100/85
			External Marks (A)	Internal Marks (B) Class Test/ Unit Test Sessional Test			Assignment 20	Attendance 20	Behaviour / Attitude 10				
40	180855106046	ARNAV TYAGI	44	21	65	45.5	17	17	7	41	12.3	57.8	68.00
41	180855106047	ARPAN SHARMA	32	21	53	37.1	17	17	7	41	12.3	49.4	58.12
42	180855106048	ASHWANI PRAJAPATI	31	21	52	36.4	17	17	7	41	12.3	48.7	57.29
43	180855106052	AYUSH PANWAR	27	20	47	32.9	17	17	7	41	12.3	45.2	53.18
44	180855106053	AYUSH TYAGI	17	20	37	25.9	17	17	7	41	12.3	38.2	44.94
45	180855106054	AYUSHI DHEEMAN	41	24	65	45.5	19	19	9	47	14.1	59.6	70.12
46	180855106055	BADAL BALIYAN	26	18	44	30.8	16	16	7	39	11.7	42.5	50.00
47	180855106056	DEEPAK KUMAR	38	20	58	40.6	17	17	7	41	12.3	52.9	62.24
48	180855106057	DEEPAK KUMAR	21	19	40	28	16	16	7	39	11.7	39.7	46.71
49	180855106058	DEEPAKSHU SAINI	23	20	43	30.1	17	17	7	41	12.3	42.4	49.88
50	180855106059	DEEPU TYAGI	27	19	46	32.2	16	16	7	39	11.7	43.9	51.65
51	180855106060	DEVRAJ	30	21	51	35.7	17	17	7	41	12.3	48	56.47
52	180855106062	GAURAV KUMAR	28	20	48	33.6	17	17	7	41	12.3	45.9	54.00
53	180855106063	GAURAV PAL	32	20	52	36.4	17	17	7	41	12.3	48.7	57.29
54	180855106065	HANI TOMAR	42	22	64	44.8	18	18	8	44	13.2	58	68.24
55	180855106066	HARSH CHAUDHARY	22	19	41	28.7	16	16	7	39	11.7	40.4	47.53
56	180855106067	HARSHIT VERMA	26	18	44	30.8	16	16	7	39	11.7	42.5	50.00
57	180855106068	HEM SINGH	32	19	51	35.7	16	16	7	39	11.7	47.4	55.76
58	180855106070	HIMANSHU KUMAR	28	19	47	32.9	16	16	7	39	11.7	44.6	52.47
59	180855106071	IMRA SIDDIQUE	41	24	65	45.5	19	19	9	47	14.1	59.6	70.12
60	180855106072	ISHIKA JAIN	48	25	73	51.1	19	19	9	47	14.1	65.2	76.71
61	180855106073	ISHIKA SINGHAL	55	25	80	56	19	19	9	47	14.1	70.1	82.47
62	180855106074	JAANVI SHARMA	36	22	58	40.6	18	18	8	44	13.2	53.8	63.29
63	180855106076	JATIN PUNDIR	27	21	48	33.6	17	17	7	41	12.3	45.9	54.00
64	180855106077	JUNAID AALAM	25	19	44	30.8	16	16	7	39	11.7	42.5	50.00
65	180855106078	KARTIK	36	19	55	38.5	16	16	7	39	11.7	50.2	59.06
66	180855106079	KARTIK	30	20	50	35	17	17	7	41	12.3	47.3	55.65
67	180855106080	KESHAV	29	20	49	34.3	17	17	7	41	12.3	46.6	54.82
68	180855106081	KM ISHITA JAIN	45	24	69	48.3	19	19	9	47	14.1	62.4	73.41
69	180855106083	KOMIT KUMAR	24	20	44	30.8	17	17	7	41	12.3	43.1	50.71
70	180855106084	KRISHAN KANT KAKRAN	32	23	55	38.5	18	18	8	44	13.2	51.7	60.82
71	180855106085	KUBER RISHI	28	21	49	34.3	17	17	7	41	12.3	46.6	54.82
72	180855106086	KULDEEP	29	20	49	34.3	17	17	7	41	12.3	46.6	54.82
73	180855106087	KUNAL	40	21	61	42.7	17	17	7	41	12.3	55	64.71
74	180855106088	LUCKY GARG	32	22	54	37.8	18	18	8	44	13.2	51	60.00
75	180855106089	MANISHA CHOUDHARY	32	20	52	36.4	17	17	7	41	12.3	48.7	57.29
76	180855106090	MANU CHAUDHARY	28	18	46	32.2	16	16	7	39	11.7	43.9	51.65
77	180855106091	MANU SAINI	29	20	49	34.3	17	17	7	41	12.3	46.6	54.82
78	180855106092	MAYANK PAL	32	24	56	39.2	19	19	9	47	14.1	53.3	62.71

Co-ordinator
IQAC, Shri Ram College,
Muzaffarnagar

Chairman
IQAC, Shri Ram College,
Muzaffarnagar

SHRI RAM COLLEGE, MUZAFFARNAGAR

Name of Department : Computer Application

Session: 2019-20

Name of Programme : BCA

Name of Course/ Subject : Mathematics - III (BCA-406)

Assessment of Students

S.NO	Roll Number	Student Name	Direct Assessment		Total Direct Assessment (A+B)=C 100	70 % of C =(D) 70	Indirect Assessment			Total of Indirect Assessment (E) 50	30 % of E =(F) 15	Total Assessment (D+F)=G 85	Percentage of Marks out of 85 G*100/85
			External Marks (A)	Internal Marks (B) Class Test/ Unit Test Sessional Test			Assignment 20	Attendance 20	Behaviour / Attitude 10				
79	180855106093	MAYANK PUNDIR	23	21	44	30.8	17	17	7	41	12.3	43.1	50.71
80	180855106094	MAYANK SAROHA	23	18	41	28.7	16	16	7	39	11.7	40.4	47.53
81	180855106096	MOH SAHIB	35	19	54	37.8	16	16	7	39	11.7	49.5	58.24
82	180855106097	MOH CHAND MIYA	33	20	53	37.1	17	17	7	41	12.3	49.4	58.12
83	180855106098	MOHAMMAD ABUKAHFA	38	21	59	41.3	17	17	7	41	12.3	53.6	63.06
84	180855106099	MOHAMMAD SHAHRUKH	44	23	67	46.9	18	18	8	44	13.2	60.1	70.71
85	180855106100	MOHD ABID	27	19	46	32.2	16	16	7	39	11.7	43.9	51.65
86	180855106101	MOHD ABUBAKAR	32	20	52	36.4	17	17	7	41	12.3	48.7	57.29
87	180855106104	MOHD JAMAL	31	23	54	37.8	18	18	8	44	13.2	51	60.00
88	180855106105	MOHD JAVED	26	21	47	32.9	17	17	7	41	12.3	45.2	53.18
89	180855106107	MOHD MUZAMMIL	36	22	58	40.6	18	18	8	44	13.2	53.8	63.29
90	180855106110	MOHD SUFIYAN	31	21	52	36.4	17	17	7	41	12.3	48.7	57.29
91	180855106115	MOHD AQIB SAIFI	21	21	42	29.4	17	17	7	41	12.3	41.7	49.06
92	180855106118	MOHIT KUAMR	17	20	37	25.9	17	17	7	41	12.3	38.2	44.94
93	180855106119	MOHIT KUMAR	31	20	51	35.7	17	17	7	41	12.3	48	56.47
94	180855106120	MONU	20	20	40	28	17	17	7	41	12.3	40.3	47.41
95	180855106121	MUHAMMAD AAZAM	28	19	47	32.9	16	16	7	39	11.7	44.6	52.47
96	180855106122	NAYAAB ZAIDI	33	22	55	38.5	18	18	8	44	13.2	51.7	60.82
97	180855106123	NAZIM ALI	33	22	55	38.5	18	18	8	44	13.2	51.7	60.82
98	180855106124	NEESHU KUMAR	26	20	46	32.2	17	17	7	41	12.3	44.5	52.35
99	180855106125	NEHUL JAIN	42	22	64	44.8	18	18	8	44	13.2	58	68.24
100	180855106126	NIDHI BALIYAN	44	24	68	47.6	19	19	9	47	14.1	61.7	72.59
101	180855106127	NIGAM PUNDIR	38	23	61	42.7	18	18	8	44	13.2	55.9	65.76
102	180855106128	NIKHIL SAINI	29	22	51	35.7	18	18	8	44	13.2	48.9	57.53
103	180855106131	OBAID ALAM	30	22	52	36.4	18	18	8	44	13.2	49.6	58.35
104	180855106132	PANKAJ KUMAR	29	21	50	35	17	17	7	41	12.3	47.3	55.65
105	180855106133	PARAMJEET	26	20	46	32.2	17	17	7	41	12.3	44.5	52.35
106	180855106134	POOJA	32	22	54	37.8	18	18	8	44	13.2	51	60.00
107	180855106135	PRATEEK PUNDIR	38	24	62	43.4	19	19	9	47	14.1	57.5	67.65
108	180855106136	PRIYA	32	23	55	38.5	18	18	8	44	13.2	51.7	60.82
109	180855106137	PUJA SHARMA	37	23	60	42	18	18	8	44	13.2	55.2	64.94
110	180855106138	PUNEET RAO	24	20	44	30.8	17	17	7	41	12.3	43.1	50.71
111	180855106139	PUNIT KUMAR	24	20	44	30.8	17	17	7	41	12.3	43.1	50.71
112	180855106140	RADHA RANA	38	24	62	43.4	19	19	9	47	14.1	57.5	67.65
113	180855106141	RADHEYSHYAM SAINI	34	20	54	37.8	17	17	7	41	12.3	50.1	58.94
114	180855106142	RAGAN MALIK	23	21	44	30.8	17	17	7	41	12.3	43.1	50.71
115	180855106143	RAJNEESH KUMAR	25	23	48	33.6	18	18	8	44	13.2	46.8	55.06
116	180855106144	RAKSHAK MITTAL	32	22	54	37.8	18	18	8	44	13.2	51	60.00
117	180855106145	RAKSHIT KUMAR	26	20	46	32.2	17	17	7	41	12.3	44.5	52.35

Co-ordinator
IQAC, Shri Ram College,
Muzaffarnagar

Chairman
IQAC, Shri Ram College,
Muzaffarnagar

SHRI RAM COLLEGE, MUZAFFARNAGAR

Name of Department : Computer Application

Session: 2019-20

Name of Programme : BCA

Name of Course/ Subject : Mathematics - III (BCA-406)

Assessment of Students

S.NO	Roll Number	Student Name	Direct Assessment		Total Direct Assessment (A+B)=C 100	70 % of C =(D) 70	Indirect Assessment			Total of Indirect Assessment (E) 50	30 % of E =(F) 15	Total Assessment (D+F)=G 85	Percentage of Marks out of 85 G*100/85
			External Marks (A)	Internal Marks (B) Class Test/ Unit Test Sessional Test			Assignment 20	Attendance 20	Behaviour / Attitude 10				
118	180855106146	RAVI KUMAR	31	20	51	35.7	17	17	7	41	12.3	48	56.47
119	180855106148	ROHIT PAL	35	24	59	41.3	19	19	9	47	14.1	55.4	65.18
120	180855106149	SAGAR CHAUHAN	23	19	42	29.4	16	16	7	39	11.7	41.1	48.35
121	180855106150	SAGAR SAINI	33	20	53	37.1	17	17	7	41	12.3	49.4	58.12
122	180855106151	SANYAM JAIN	44	23	67	46.9	18	18	8	44	13.2	60.1	70.71
123	180855106152	SATYAM KUMAR	35	23	58	40.6	18	18	8	44	13.2	53.8	63.29
124	180855106153	SAURABH AHLAWAT	26	19	45	31.5	16	16	7	39	11.7	43.2	50.82
125	180855106154	SAURABH RANA	24	19	43	30.1	16	16	7	39	11.7	41.8	49.18
126	180855106155	SAVEJ	33	20	53	37.1	17	17	7	41	12.3	49.4	58.12
127	180855106156	SHAHVEZ	39	21	60	42	17	17	7	41	12.3	54.3	63.88
128	180855106158	SHAKTI SINGH	22	20	42	29.4	17	17	7	41	12.3	41.7	49.06
129	180855106159	SHAZLI AHMED	35	22	57	39.9	18	18	8	44	13.2	53.1	62.47
130	180855106161	SHIVAM KUMAR	26	19	45	31.5	16	16	7	39	11.7	43.2	50.82
131	180855106163	SHIVAM KUMAR	26	21	47	32.9	17	17	7	41	12.3	45.2	53.18
132	180855106164	SHIVAM KUMAR	20	20	40	28	17	17	7	41	12.3	40.3	47.41
133	180855106166	SHIVAM SHARMA	29	20	49	34.3	17	17	7	41	12.3	46.6	54.82
134	180855106167	SHIVAM TYAGI	33	19	52	36.4	16	16	7	39	11.7	48.1	56.59
135	180855106168	SHIVANI	31	21	52	36.4	17	17	7	41	12.3	48.7	57.29
136	180855106169	SHNAVVAR ALI	24	18	42	29.4	16	16	7	39	11.7	41.1	48.35
137	180855106170	SHREYA HOLKER	36	23	59	41.3	18	18	8	44	13.2	54.5	64.12
138	180855106171	SHUBHAM VASHISHTHA	29	21	50	35	17	17	7	41	12.3	47.3	55.65
139	180855106173	SOAIB	20	19	39	27.3	16	16	7	39	11.7	39	45.88
140	180855106174	SONU	29	20	49	34.3	17	17	7	41	12.3	46.6	54.82
141	180855106177	TANMAY RAGHAV	23	19	42	29.4	16	16	7	39	11.7	41.1	48.35
142	180855106178	TANU RAGHAV	26	19	45	31.5	16	16	7	39	11.7	43.2	50.82
143	180855106179	TUSHAR	38	23	61	42.7	18	18	8	44	13.2	55.9	65.76
144	180855106180	TUSHAR KUMAR	20	21	41	28.7	17	17	7	41	12.3	41	48.24
145	180855106181	TUSHAR PAL	33	23	56	39.2	18	18	8	44	13.2	52.4	61.65
146	180855106182	TUSHAR SHARMA	26	22	48	33.6	18	18	8	44	13.2	46.8	55.06
147	180855106183	TUSHAR TYAGI	40	24	64	44.8	19	19	9	47	14.1	58.9	69.29
148	180855106184	UDIT SHARDA	23	21	44	30.8	17	17	7	41	12.3	43.1	50.71
149	180855106185	UMANG	38	24	62	43.4	19	19	9	47	14.1	57.5	67.65
150	180855106186	UMANG KUMAR	35	24	59	41.3	19	19	9	47	14.1	55.4	65.18
151	180855106188	VARSHIT TYAGI	37	24	61	42.7	19	19	9	47	14.1	56.8	66.82
152	180855106191	VIKAS KASHYAP	38	22	60	42	18	18	8	44	13.2	55.2	64.94
153	180855106193	VINAY KUMAR	27	20	47	32.9	17	17	7	41	12.3	45.2	53.18
154	180855106195	VISHESH AHLAWAT	38	23	61	42.7	18	18	8	44	13.2	55.9	65.76
155	180855106196	VISHWAS PATEL	45	25	70	49	19	19	9	47	14.1	63.1	74.24
156	180855106197	YASH PRATAP	20	21	41	28.7	17	17	7	41	12.3	41	48.24

Co-ordinator
IQAC, Shri Ram College,
Muzaffarnagar

Chairman
IQAC, Shri Ram College,
Muzaffarnagar

Name of Programme : BCA

SHRI RAM COLLEGE, MUZAFFARNAGAR
Name of Department : Computer Application

Session: 2019-20
Name of Course/ Subject : Mathematics - III (BCA-406)

Assessment of Students

S.NO	Roll Number	Student Name	Direct Assessment		Total Direct Assessment (A+B)+C 100	70 % of C = (D) 70	Indirect Assessment			Total of Indirect Assessment (E) 50	30 % of E = (F) 15	Total Assessment (D+F)=G 85	Percentage of Marks out of G*100/85
			External Marks (A)	Internal Marks (B) Class Test/ Unit Test Sessional Test			Assignment 20	Attendance 20	Behaviour / Attitude 10				
157	180855106198	YASHODHAN VATS	38	25	63	44.1	19	19	9	47	14.1	58.2	68.47
158	180855106199	ZEESHAN ANSARI	34	22	56	39.2	18	18	8	44	13.2	52.4	61.65

No of Students getting marks more than 60% (f1)	Weightage (x1)	f1*x1 (Multiply of entries column f1 & x1)	No of Students getting marks more than 40% (f2)	Weightage (x2)	f2*x2 (Multiply of entries column f2 & x2)	No of Students getting marks less than 40% (f3)	Weightage (x3)	f3*x3 (Multiply of entries column f3 & x3)	$\Sigma fx = f1*x1 + f2*x2 + f3*x3$	$\Sigma f = f1 + f2 + f3$	$m = \Sigma fx / \Sigma f$	Attainment of Course (%) = $m*100/3$ %
53	3	159	105	2	210	0	1	0	369	158	2.34	77.85

155 students or $155/158 = 98.10$ % student secured more than 40% marks in Direct Assessment so weightage is 3
70% of 3 = 2.1

100% of students secured more than 40% marks in Indirect Assessment so weightage is 3
30 % of 3 = 0.9

Therefore Total Attainment for Maths-III (BCA-406) is $(2.1 + 0.9) = 3$


Co-ordinator
IQAC, Shri Ram College,
Muzaffarnagar


Chairman
IQAC, Shri Ram College,
Muzaffarnagar

SHRI RAM COLLEGE, MUZAFFARNAGAR

Name of Department : Computer Application

Session: 2020-21

Name of Programme : BCA

Name of Course/ Subject : JAVA Programming & Dynamic Webpage (BCA-502)

Assessment of Students

S.NO	Roll Number	Student Name	Direct Assessment		Total Direct Assessment (A+B)+C 100	70 % of C (D) 70	Indirect Assessment			Total of Indirect Assessment (E) 50	30 % of E (F) 15	Total Assessment (D+F)+G 85	Percentage of Marks out of 85 G*100/85
			External Marks (A)	Internal Marks (B) Class Test/ Unit Test Sessional Test			Assignment 20	Attendance 20	Behaviour/ Attitude 10				
1	180855106001	AAKASH KUMAR	29	21	50	35	17	17	7	41	12.3	47.3	55.65
2	180855106002	AAKASH KUMAR	25	21	46	32.2	17	17	7	41	12.3	44.5	52.35
3	180855106003	AANCHAL CHAUDHARY	50	22	72	50.4	18	18	8	44	13.2	63.6	74.82
4	180855106004	AARIF	25	23	48	33.6	18	18	8	44	13.2	46.8	55.06
5	180855106005	AARTI RANI	28	22	50	35	18	18	8	44	13.2	48.2	56.71
6	180855106007	AAYUSH TYAGI	26	23	49	34.3	18	18	8	44	13.2	47.5	55.88
7	180855106008	AAYUSHI	48	24	72	50.4	19	19	9	47	14.1	64.5	75.88
8	180855106009	AZAM ANSARI	47	23	70	49	18	18	8	44	13.2	62.2	73.18
9	180855106010	ABHISHEK GARG	55	25	80	56	19	19	9	47	14.1	70.1	82.47
10	180855106011	ABHISHEK GAUTAM	40	22	62	43.4	18	18	8	44	13.2	56.6	66.59
11	180855106012	ABHISHEK SAINI	26	23	49	34.3	18	18	8	44	13.2	47.5	55.88
12	180855106013	ABHISHEK SAUDAI	10	22	32	22.4	18	18	8	44	13.2	35.6	41.88
13	180855106014	ABHISHEK SHARMA	35	23	58	40.6	18	18	8	44	13.2	53.8	63.29
14	180855106015	ABUJAR	25	22	47	32.9	18	18	8	44	13.2	46.1	54.24
15	180855106016	ACHINT KAGAR	24	21	45	31.5	17	17	7	41	12.3	43.8	51.53
16	180855106019	AKASH CHOUDHARY	34	23	57	39.9	18	18	8	44	13.2	53.1	62.47
17	180855106020	AKASH DHIMAN	34	22	56	39.2	18	18	8	44	13.2	52.4	61.65
18	180855106022	AKSHAT GARG	41	23	64	44.8	18	18	8	44	13.2	58	68.24
19	180855106023	AKSHAY PANWAR	26	23	49	34.3	18	18	8	44	13.2	47.5	55.88
20	180855106025	AKSHAY KUMAR	37	25	62	43.4	19	19	9	47	14.1	57.5	67.65
21	180855106026	AKSHAY NIRWAL	18	23	41	28.7	18	18	8	44	13.2	41.9	49.29
22	180855106027	AKSHAY SHARMA	17	23	40	28	18	18	8	44	13.2	41.2	48.47
23	180855106028	AMAN	30	24	54	37.8	19	19	9	47	14.1	51.9	61.06
24	180855106029	AMIT KUMAR	3	23	26	18.2	18	18	8	44	13.2	31.4	36.94
25	180855106030	ANAMIKA	15	23	38	26.6	18	18	8	44	13.2	39.8	46.82
26	180855106031	ANANT DESHWAL	15	24	39	27.3	19	19	9	47	14.1	41.4	48.71
27	180855106032	ANANT DIXIT	9	23	32	22.4	18	18	8	44	13.2	35.6	41.88
28	180855106033	ANJALI	45	24	69	48.3	19	19	9	47	14.1	62.4	73.41
29	180855106035	ANKIT PUNDIR	8	22	30	21	18	18	8	44	13.2	34.2	40.24
30	180855106036	ANNEY SIDDIQUE	23	24	47	32.9	19	19	9	47	14.1	47	55.29
31	180855106037	ANNU	23	23	46	32.2	18	18	8	44	13.2	45.4	53.41
32	180855106038	ANSHUL	32	22	54	37.8	18	18	8	44	13.2	51	60.00
33	180855106039	ANSHUL	27	22	49	34.3	18	18	8	44	13.2	47.5	55.88
34	180855106040	ANSHUL KUMAR	0	23	23	16.1	18	18	8	44	13.2	29.3	34.47
35	180855106041	ANJU KUMAR	17	23	40	28	18	18	8	44	13.2	41.2	48.47
36	180855106043	ANUPRIYA	14	23	37	25.9	18	18	8	44	13.2	39.1	46.00
37	180855106044	APOORV KANSAL	13	23	36	25.2	18	18	8	44	13.2	38.4	45.18
38	180855106045	ARIF ALI	42	23	65	45.5	18	18	8	44	13.2	58.7	69.06
39	180855106046	ARNAV TYAGI	52	25	77	53.9	19	19	9	47	14.1	68	80.00
40	180855106047	ARPAN SHARMA	39	24	63	44.1	19	19	9	47	14.1	58.2	68.47
41	180855106048	ASHWANI PRAJAPATI	11	22	33	23.1	18	18	8	44	13.2	36.3	42.71
42	180855106052	AYUSH PANWAR	4	24	28	19.6	19	19	9	47	14.1	39.65	39.65

Co-ordinator
IQAC, Shri Ram College,
Muzaffarnagar

Chairman
IQAC, Shri Ram College,
Muzaffarnagar

SHRI RAM COLLEGE, MUZAFFARNAGAR
 Name of Department : Computer Application
 Name of Course/ Subject : JAVA Programming & Dynamic Webpage (BCA-502)
 Assessment of Students

Session: 2020-21

Name of Programme : BCA

S.NO	Roll Number	Student Name	Direct Assessment		Total Direct Assessment (A+B)+C 100	70 % of C =(D) 70	Indirect Assessment			Total of Indirect Assessment (E) 50	30 % of E =(F) 15	Total Assessment (D+F)+G 85	Percentage of Marks out of 85 G*100/85
			External Marks (A)	Internal Marks (B) Class Test/ Unit Test Sessional Test			Assignment 20	Attendance 20	Behaviour / Attitude 10				
43	180855106054	AYUSHI DHEEMAN	48	25	73	51.1	19	19	9	47	14.1	65.2	76.71
44	180855106055	BADAL BALIYAN	13	23	36	25.2	18	18	8	44	13.2	38.4	45.18
45	180855106056	DEEPAK KUMAR	17	23	40	28	18	18	8	44	13.2	41.2	48.47
46	180855106057	DEEPAK KUMAR	1	23	24	16.8	18	18	8	44	13.2	30	35.29
47	180855106058	DEEPANSHU SAINI	10	23	33	23.1	18	18	8	44	13.2	36.3	42.71
48	180855106059	DEEPU TYAGI	18	22	40	28	18	18	8	44	13.2	41.2	48.47
49	180855106060	DEVRAJ	31	23	54	37.8	18	18	8	44	13.2	51	60.00
50	180855106062	GAURAV KUMAR	7	22	29	20.3	18	18	8	44	13.2	33.5	39.41
51	180855106063	GAURAV PAL	34	22	56	39.2	18	18	8	44	13.2	52.4	61.65
52	180855106065	HANI TOMAR	51	23	74	51.8	18	18	8	44	13.2	65	76.47
53	180855106066	HARSH CHAUDHARY	36	22	58	40.6	18	18	8	44	13.2	53.8	63.29
54	180855106067	HARSHIT VERMA	30	21	51	35.7	17	17	7	41	12.3	48	56.47
55	180855106068	HEM SINGH	10	23	33	23.1	18	18	8	44	13.2	36.3	42.71
56	180855106070	HIMANSHU KUMAR	1	22	23	16.1	18	18	8	44	13.2	29.3	34.47
57	180855106071	IMRA SIDDIQUE	37	24	61	42.7	19	19	9	47	14.1	56.8	66.82
58	180855106072	ISHIKA JAIN	48	25	73	51.1	19	19	9	47	14.1	65.2	76.71
59	180855106073	ISHIKA SINGHAL	54	24	78	54.6	19	19	9	47	14.1	68.7	80.82
60	180855106074	JAANVI SHARMA	28	23	51	35.7	18	18	8	44	13.2	48.9	57.53
61	180855106076	JATIN PUNDIR	1	23	24	16.8	18	18	8	44	13.2	30	35.29
62	180855106077	JUNAID AALAM	4	23	27	18.9	18	18	8	44	13.2	32.1	37.76
63	180855106078	KARTIK	1	22	23	16.1	18	18	8	44	13.2	29.3	34.47
64	180855106079	KARTIK	23	23	46	32.2	18	18	8	44	13.2	45.4	53.41
65	180855106080	KESHAV	28	23	51	35.7	18	18	8	44	13.2	48.9	57.53
66	180855106081	KM ISHITA JAIN	34	25	59	41.3	19	19	9	47	14.1	55.4	65.18
67	180855106083	KOMIT KUMAR	24	23	47	32.9	18	18	8	44	13.2	46.1	54.24
68	180855106084	KRISHAN KANT KAKRAN	40	25	65	45.5	19	19	9	47	14.1	59.6	70.12
69	180855106087	KUNAL	50	23	73	51.1	18	18	8	44	13.2	64.3	75.65
70	180855106088	LUCKY GARG	37	24	61	42.7	19	19	9	47	14.1	56.8	66.82
71	180855106089	MANISHA CHOUDHARY	28	24	52	36.4	19	19	9	47	14.1	50.5	59.41
72	180855106090	MANU CHAUDHARY	27	23	50	35	18	18	8	44	13.2	48.2	56.71
73	180855106091	MANU SAINI	32	22	54	37.8	18	18	8	44	13.2	51	60.00
74	180855106092	MAYANK PAL	29	24	53	37.1	19	19	9	47	14.1	51.2	60.24
75	180855106093	MAYANK PUNDIR	6	22	28	19.6	18	18	8	44	13.2	32.8	38.59
76	180855106094	MAYANK SAROHA	3	23	26	18.2	18	18	8	44	13.2	31.4	36.94
77	180855106096	MOH SAHIB	20	22	42	29.4	18	18	8	44	13.2	42.6	50.12
78	180855106097	MOH CHAND MIYA	38	21	59	41.3	17	17	7	41	12.3	53.6	63.06
79	180855106098	MOHAMMAD ABUKAHFA	39	23	62	43.4	18	18	8	44	13.2	56.6	66.59
80	180855106099	MOHAMMAD SHAHRUKH	48	25	73	51.1	19	19	9	47	14.1	65.2	76.71
81	180855106100	MOHD ABID	27	23	50	35	18	18	8	44	13.2	48.2	56.71
82	180855106101	MOHD ABUBAKAR	25	23	48	33.6	18	18	8	44	13.2	46.8	55.06
83	180855106104	MOHD JAMAL	32	24	56	39.2	19	19	9	47	14.1	58.3	67.71
84	180855106107	MOHD MUZANMIL	38	25	63	44.1	19	19	9	47	14.1	58.2	68.47

Co-ordinator
 IQAC, Shri Ram College,
 Muzaffarnagar

Chairman
 IQAC, Shri Ram College,
 Muzaffarnagar

SHRI RAM COLLEGE, MUZAFFARNAGAR

Name of Department : Computer Application

Session: 2020-21

Name of Programme : BCA

Name of Course/ Subject : JAVA Programming & Dynamic Webpage (BCA-502)

Assessment of Students

S.NO	Roll Number	Student Name	Direct Assessment		Total Direct Assessment (A+B)=C 100	70 % of C (D) 70	Indirect Assessment			Total of Indirect Assessment (E) 50	30 % of E (F) 15	Total Assessment (D+F)=G 85	Percentage of Marks out of 85 G*100/85
			External Marks (A)	Internal Marks (B) Class Test/ Unit Test Sessional Test			Assignment 20	Attendance 20	Behaviour / Attitude 10				
85	180855106110	MOHD SUFIYAN	23	23	46	32.2	18	18	8	44	13.2	45.4	53.41
86	180855106115	MOHD AQIB SAIFI	3	23	26	18.2	18	18	8	44	13.2	31.4	36.94
87	180855106119	MOHIT KUMAR	13	23	36	25.2	18	18	8	44	13.2	38.4	45.18
88	180855106120	MONU	8	22	30	21	18	18	8	44	13.2	34.2	40.24
89	180855106123	NAZIM ALI	21	25	46	32.2	19	19	9	47	14.1	46.3	54.47
90	180855106124	NEESHU KUMAR	22	23	45	31.5	18	18	8	44	13.2	44.7	52.59
91	180855106125	NEHUL JAIN	38	23	61	42.7	18	18	8	44	13.2	55.9	65.76
92	180855106126	NIDHI BALIYAN	39	25	64	44.8	19	19	9	47	14.1	58.9	69.29
93	180855106127	NIGAM PUNDIR	38	25	63	44.1	19	19	9	47	14.1	58.2	68.47
94	180855106128	NIKHIL SAINI	12	22	34	23.8	18	18	8	44	13.2	37	43.53
95	180855106129	NIKKY	4	22	26	18.2	18	18	8	44	13.2	31.4	36.94
96	180855106131	OBABD ALAM	6	22	28	19.6	18	18	8	44	13.2	32.8	38.59
97	180855106132	PANKAJ KUMAR	6	23	29	20.3	18	18	8	44	13.2	33.5	39.41
98	180855106133	PARAMJEET	1	23	24	16.8	18	18	8	44	13.2	30	35.29
99	180855106134	POOJA	7	22	29	20.3	18	18	8	44	13.2	33.5	39.41
100	180855106135	PRATEEK PUNDIR	36	25	61	42.7	19	19	9	47	14.1	56.8	66.82
101	180855106136	PRIYA	18	23	41	28.7	18	18	8	44	13.2	41.9	49.29
102	180855106137	PUJA SHARMA	8	23	31	21.7	18	18	8	44	13.2	34.9	41.06
103	180855106139	PUNIT KUMAR	27	22	49	34.3	18	18	8	44	13.2	47.5	55.88
104	180855106140	RADHA RANA	55	24	79	55.3	19	19	9	47	14.1	69.4	81.65
105	180855106141	RADHEYSHYAM SAINI	19	23	42	29.4	18	18	8	44	13.2	42.6	50.12
106	180855106143	RAJNEESH KUMAR	9	23	32	22.4	18	18	8	44	13.2	35.6	41.88
107	180855106144	RAKSHAK MITTAL	41	25	66	46.2	19	19	9	47	14.1	60.3	70.94
108	180855106145	RAKSHIT KUMAR	35	23	58	40.6	18	18	8	44	13.2	53.8	63.29
109	180855106146	RAVI KUMAR	36	23	59	41.3	18	18	8	44	13.2	54.5	64.12
110	180855106148	ROHIT PAL	41	24	65	45.5	19	19	9	47	14.1	59.6	70.12
111	180855106150	SAGAR SAINI	30	23	53	37.1	18	18	8	44	13.2	50.3	59.18
112	180855106151	SANYAM JAIN	57	22	79	55.3	18	18	8	44	13.2	68.5	80.59
113	180855106152	SATYAM KUMAR	44	22	66	46.2	18	18	8	44	13.2	59.4	69.88
114	180855106153	SAURABH AHLAWAT	34	22	56	39.2	18	18	8	44	13.2	52.4	61.65
115	180855106154	SAURABH RANA	37	23	60	42	18	18	8	44	13.2	55.2	64.94
116	180855106155	SAVEJ	37	23	60	42	18	18	8	44	13.2	55.2	64.94
117	180855106156	SHAHVEZ	47	22	69	48.3	18	18	8	44	13.2	61.5	72.35
118	180855106158	SHAKTI SINGH	36	22	58	40.6	18	18	8	44	13.2	53.8	63.29
119	180855106159	SHAZLI AHMED	52	25	77	53.9	19	19	9	47	14.1	68	80.00
120	180855106161	SHIVAM KUMAR	33	22	55	38.5	18	18	8	44	13.2	51.7	60.82
121	180855106163	SHIVAM KUMAR	48	21	69	48.3	17	17	7	41	12.3	60.6	71.29
122	180855106166	SHIVAM SHARMA	41	23	64	44.8	18	18	8	44	13.2	58	68.24
123	180855106167	SHIVAM TYAGI	42	22	64	44.8	18	18	8	44	13.2	58	68.24
124	180855106168	SHIVANI	37	22	59	41.3	18	18	8	44	13.2	54.5	64.12
125	180855106169	SHNAVVAR ALI	41	23	64	44.8	18	18	8	44	13.2	58	68.24
126	180855106170	SHREYA HOLKER	44	25	69	48.3	19	19	9	47	14.1	63.4	74.41

Co-ordinator
IQAC, Shri Ram College,
Muzaffarnagar

Chairman
IQAC, Shri Ram College,
Muzaffarnagar

SHRI RAM COLLEGE, MUZAFFARNAGAR
 Name of Department : Computer Application
 Name of Course/ Subject : JAVA Programming & Dynamic Webpage (BCA-502)
 Assessment of Students

Name of Programme : BCA

Session: 2020-21

S.NO	Roll Number	Student Name	Direct Assessment		Total Direct Assessment (A+B)=C 100	70 % of C =(D) 70	Indirect Assessment			Total of Indirect Assessment (E) 50	30 % of E =(F) 15	Total Assessment (D+F)=G 85	Percentage of Marks out of 85 G*100/85
			External Marks (A)	Internal Marks (B) Class Test/ Unit Test Sessional Test			Assignment 20	Attendance 20	Behaviour / Attitude 10				
127	180855106171	SHUBHAM VASHISHTHA	38	23	61	42.7	18	18	8	44	13.2	55.9	65.76
128	180855106174	SONU	32	24	56	39.2	19	19	9	47	14.1	53.3	62.71
129	180855106177	TANMAY RAGHAV	28	23	51	35.7	18	18	8	44	13.2	48.9	57.53
130	180855106178	TANU RAGHAV	34	22	56	39.2	18	18	8	44	13.2	52.4	61.65
131	180855106179	TUSHAR	53	24	77	53.9	19	19	9	47	14.1	68	80.00
132	180855106180	TUSHAR KUMAR	42	23	65	45.5	18	18	8	44	13.2	58.7	69.06
133	180855106181	TUSHAR PAL	45	24	69	48.3	19	19	9	47	14.1	62.4	73.41
134	180855106182	TUSHAR SHARMA	38	23	61	42.7	18	18	8	44	13.2	55.9	65.76
135	180855106183	TUSHAR TYAGI	38	24	62	43.4	19	19	9	47	14.1	57.5	67.65
136	180855106184	UDIT SHARDA	25	23	48	33.6	18	18	8	44	13.2	46.8	55.06
137	180855106185	UMANG	37	24	61	42.7	19	19	9	47	14.1	56.8	66.82
138	180855106186	UMANG KUMAR	38	25	63	44.1	19	19	9	47	14.1	58.2	68.47
139	180855106188	VARSHIT TYAGI	50	25	75	52.5	19	19	9	47	14.1	66.6	78.35
140	180855106191	VIKAS KASHYAP	58	25	83	58.1	19	19	9	47	14.1	72.2	84.94
141	180855106193	VINAY KUMAR	43	23	66	46.2	18	18	8	44	13.2	59.4	69.88
142	180855106195	VISHESH AHALAWAT	50	25	75	52.5	19	19	9	47	14.1	66.6	78.35
143	180855106196	VISHWAS PATEL	52	25	77	53.9	19	19	9	47	14.1	68	80.00
144	180855106197	YASH PRATAP	36	22	58	40.6	18	18	8	44	13.2	53.8	63.29
145	180855106198	YASHODHAN VATS	55	25	80	56	19	19	9	47	14.1	70.1	82.47
146	180855106199	ZEESHAN ANSARI	54	23	77	53.9	18	18	8	44	13.2	67.1	78.94

No of Students getting marks more than 60% (f1)	Weightage (x1)	f1*x1 (Multiply of entries column f1 & x1)	No of Students getting marks more than 40% (f2)	Weightage (x2)	f2*x2 (Multiply of entries column f2 & x2)	No of Students getting marks less than 40% (f3)	Weightage (x3)	f3*x3 (Multiply of entries column f3 & x3)	Σfx = f1*x1+f2*x2+f3*x3	Σf=f1+f2+f3	m = Σfx/Σf	Attainment of Course (%) = m*100/3 %
77	3	231	52	2	104	17	1	17	352	146	2.41	80.37

113 students or 113/146 = 77.39 % student secured more than 40% marks in Direct Assessment so weightage is 2
 70% of 2 = 1.4

100% of students secured more than 40% marks in Indirect Assessment so weightage is 3
 30 % of 3 = 0.9

Therefore Total Attainment for JAVA Programming & Dynamic Webpage (BCA-502) is (1.4 + 0.9) = 2.3

Co-ordinator
 IQAC, Shri Ram College,
 Muzaffarnagar

Chairman
 IQAC, Shri Ram College,
 Muzaffarnagar

SHRI RAM COLLEGE, MUZAFFARNAGAR

Name of Programme : BCA

Name of Department : Computer Application

Session: 2020-21

Name of Course/ Subject : Computer Network (BCA-503)

Assessment of Students

S.NO	Roll Number	Student Name	Direct Assessment		Total Direct Assessment (A+B)+C 100	70 % of C (D) 70	Indirect Assessment			Total of Indirect Assessment (E) 50	30 % of E + (F) 15	Total Assessment (D+F)+G 85	Percentage of Marks out of 85 C*100/85
			External Marks (A)	Internal Marks (B) Class Test/ Unit Test Sessional Test			Assignment 20	Attendance 20	Behaviour / Attitude 10				
1	180855106001	AAKASH KUMAR	42	22	64	44.8	18	18	8	44	13.2	58	68.24
2	180855106002	AAKASH KUMAR	29	21	50	35	17	17	7	41	12.3	47.3	55.65
3	180855106003	AANCHAL CHAUDHARY	57	23	80	56	18	18	8	44	13.2	69.2	81.41
4	180855106004	AARIF	44	22	66	46.2	18	18	8	44	13.2	59.4	69.88
5	180855106005	AARTI RANI	33	22	55	38.5	18	18	8	44	13.2	51.7	60.82
6	180855106007	AAYUSH TYAGI	38	22	60	42	18	18	8	44	13.2	55.2	64.94
7	180855106008	AAYUSHI	38	23	61	42.7	18	18	8	44	13.2	55.9	65.76
8	180855106009	AAZAM ANSARI	45	22	67	46.9	18	18	8	44	13.2	60.1	70.71
9	180855106010	ABHISHEK GARG	46	24	70	49	19	19	9	47	14.1	63.1	74.24
10	180855106011	ABHISHEK GAUTAM	33	21	54	37.8	17	17	7	41	12.3	50.1	58.94
11	180855106012	ABHISHEK SAINI	22	22	44	30.8	18	18	8	44	13.2	44	51.76
12	180855106013	ABHISHEK SAUDAI	20	22	42	29.4	18	18	8	44	13.2	42.6	50.12
13	180855106014	ABHISHEK SHARMA	22	23	45	31.5	18	18	8	44	13.2	44.7	52.59
14	180855106015	ABUJAR	31	21	52	36.4	17	17	7	41	12.3	48.7	57.29
15	180855106016	ACHINT KAGAR	29	22	51	35.7	18	18	8	44	13.2	48.9	57.53
16	180855106019	AKASH CHOUDHARY	38	22	60	42	18	18	8	44	13.2	55.2	64.94
17	180855106020	AKASH DHIMAN	33	21	54	37.8	17	17	7	41	12.3	50.1	58.94
18	180855106022	AKSHAT GARG	47	23	70	49	18	18	8	44	13.2	62.2	73.18
19	180855106023	AKSHAY PANWAR	26	22	48	33.6	18	18	8	44	13.2	46.8	55.06
20	180855106025	AKSHAY KUMAR	45	24	69	48.3	19	19	9	47	14.1	62.4	73.41
21	180855106026	AKSHAY NIRWAL	38	22	60	42	18	18	8	44	13.2	55.2	64.94
22	180855106027	AKSHAY SHARMA	32	22	54	37.8	18	18	8	44	13.2	51	60.00
23	180855106028	AMAN	49	22	71	49.7	18	18	8	44	13.2	62.9	74.00
24	180855106029	AMIT KUMAR	33	22	55	38.5	18	18	8	44	13.2	51.7	60.82
25	180855106030	ANAMIKA	47	22	69	48.3	18	18	8	44	13.2	61.5	72.35
26	180855106031	ANANT DESHWAL	35	23	58	40.6	18	18	8	44	13.2	53.8	63.29
27	180855106032	ANANT DIXIT	33	22	55	38.5	18	18	8	44	13.2	51.7	60.82
28	180855106033	ANJALI	44	22	66	46.2	18	18	8	44	13.2	59.4	69.88
29	180855106035	ANKIT PUNDIR	20	21	41	28.7	17	17	7	41	12.3	41	48.24
30	180855106036	ANNEY SIDDIQUE	40	23	63	44.1	18	18	8	44	13.2	57.3	67.41
31	180855106037	ANNU	35	22	57	39.9	18	18	8	44	13.2	53.1	62.47
32	180855106038	ANSHUL	39	22	61	42.7	18	18	8	44	13.2	55.9	65.76
33	180855106039	ANSHUL	38	22	60	42	18	18	8	44	13.2	55.2	64.94
34	180855106040	ANSHUL KUMAR	36	23	59	41.3	18	18	8	44	13.2	54.5	64.12
35	180855106041	ANUJ KUMAR	40	22	62	43.4	18	18	8	44	13.2	56.6	66.59
36	180855106043	ANUPRIYA	30	22	52	36.4	18	18	8	44	13.2	49.6	58.35
37	180855106044	APOORV KANSAL	18	23	41	28.7	18	18	8	44	13.2	41.9	49.29
38	180855106045	ARIF ALI	38	22	60	42	18	18	8	44	13.2	55.2	64.94
39	180855106046	ARNAV TYAGI	47	24	71	49.7	19	19	9	47	14.1	63.8	75.06
40	180855106047	ARPAN SHARMA	40	23	63	44.1	18	18	8	44	13.2	57.3	67.41
41	180855106048	ASHWANI PRAJAPATI	42	22	64	44.8	18	18	8	44	13.2	58	68.24
42	180855106052	AYUSH PANWAR	33	23	56	39.2	18	18	8	44	13.2	52	61.65

IQAC, Shri Ram College,
Muzaffarnagar

IQAC, Shri Ram College,
Muzaffarnagar

SHRI RAM COLLEGE, MUZAFFARNAGAR
Name of Department : Computer Application

Name of Programme : BCA

Session: 2020-21

Name of Course/ Subject : Computer Network (BCA-503)

Assessment of Students

S.NO	Roll Number	Student Name	Direct Assessment		Total Direct Assessment (A+B)=C 100	70 % of C =(D) 70	Indirect Assessment			Total of Indirect Assessment (E) 50	30 % of E =(F) 15	Total Assessment (D+F)=G 85	Percentage of Marks out of 85 G*100/85
			External Marks (A)	Internal Marks (B) Class Test/ Unit Test Sessional Test			Assignment 20	Attendance 20	Behaviour / Attitude 10				
43	180855106054	AYUSHI DHEEMAN	64	24	88	61.6	19	19	9	47	14.1	75.7	89.06
44	180855106055	BADAL BALIYAN	50	22	72	50.4	18	18	8	44	13.2	63.6	74.82
45	180855106056	DEEPAK KUMAR	46	22	68	47.6	18	18	8	44	13.2	60.8	71.53
46	180855106057	DEEPAK KUMAR	27	23	50	35	18	18	8	44	13.2	48.2	56.71
47	180855106058	DEEPANSHU SAINI	32	22	54	37.8	18	18	8	44	13.2	51	60.00
48	180855106059	DEEPU TYAGI	29	23	52	36.4	18	18	8	44	13.2	49.6	58.35
49	180855106060	DEVRAJ	40	22	62	43.4	18	18	8	44	13.2	56.6	66.59
50	180855106062	GAURAV KUMAR	34	21	55	38.5	17	17	7	41	12.3	50.8	59.76
51	180855106063	GAURAV PAL	34	22	56	39.2	18	18	8	44	13.2	52.4	61.65
52	180855106065	HANI TOMAR	41	22	63	44.1	18	18	8	44	13.2	57.3	67.41
53	180855106066	HARSH CHAUDHARY	24	22	46	32.2	18	18	8	44	13.2	45.4	53.41
54	180855106067	HARSHIT VERMA	21	23	44	30.8	18	18	8	44	13.2	44	51.76
55	180855106068	HEM SINGH	39	23	62	43.4	18	18	8	44	13.2	56.6	66.59
56	180855106070	HIMANSHU KUMAR	28	22	50	35	18	18	8	44	13.2	48.2	56.71
57	180855106071	IMRA SIDDIQUE	52	23	75	52.5	18	18	8	44	13.2	65.7	77.29
58	180855106072	ISHIKA JAIN	58	24	82	57.4	19	19	9	47	14.1	71.5	84.12
59	180855106073	ISHIKA SINGHAL	55	24	79	55.3	19	19	9	47	14.1	69.4	81.65
60	180855106074	JAANVI SHARMA	37	23	60	42	18	18	8	44	13.2	55.2	64.94
61	180855106076	JATIN PUNDIR	24	22	46	32.2	18	18	8	44	13.2	45.4	53.41
62	180855106077	JUNAID AALAM	31	23	54	37.8	18	18	8	44	13.2	51	60.00
63	180855106078	KARTIK	25	22	47	32.9	18	18	8	44	13.2	46.1	54.24
64	180855106079	KARTIK	45	22	67	46.9	18	18	8	44	13.2	60.1	70.71
65	180855106080	KESHAV	40	22	62	43.4	18	18	8	44	13.2	56.6	66.59
66	180855106081	KM ISHITA JAIN	44	24	68	47.6	19	19	9	47	14.1	61.7	72.59
67	180855106083	KOMIT KUMAR	31	23	54	37.8	18	18	8	44	13.2	51	60.00
68	180855106084	KRISHAN KANT KAKRAN	39	24	63	44.1	19	19	9	47	14.1	58.2	68.47
69	180855106087	KUNAL	46	23	69	48.3	18	18	8	44	13.2	61.5	72.35
70	180855106088	LUCKY GARG	40	23	63	44.1	18	18	8	44	13.2	57.3	67.41
71	180855106089	MANISHA CHOUDHARY	37	23	60	42	18	18	8	44	13.2	55.2	64.94
72	180855106090	MANU CHAUDHARY	39	22	61	42.7	18	18	8	44	13.2	55.9	65.76
73	180855106091	MANU SAINI	45	22	67	46.9	18	18	8	44	13.2	60.1	70.71
74	180855106092	MAYANK PAL	43	23	66	46.2	18	18	8	44	13.2	59.4	69.88
75	180855106093	MAYANK PUNDIR	39	22	61	42.7	18	18	8	44	13.2	55.9	65.76
76	180855106094	MAYANK SAROHA	30	22	52	36.4	18	18	8	44	13.2	49.6	58.35
77	180855106096	MOH SAHIB	35	21	56	39.2	17	17	7	41	12.3	51.5	60.59
78	180855106097	MOH CHAND MIYA	50	22	72	50.4	18	18	8	44	13.2	63.6	74.82
79	180855106098	MOHAMMAD ABUKAHFA	37	22	59	41.3	18	18	8	44	13.2	54.5	64.12
80	180855106099	MOHAMMAD SHAHRUKH	48	24	72	50.4	19	19	9	47	14.1	64.5	75.88
81	180855106100	MOHD ABID	35	22	57	39.9	18	18	8	44	13.2	53.1	62.47
82	180855106101	MOHD ABUBAKAR	45	22	67	46.9	18	18	8	44	13.2	60.1	70.71
83	180855106104	MOHD JAMAL	43	23	66	46.2	18	18	8	44	13.2	59.4	69.88
84	180855106107	MOHD MUZAMMIL	35	24	59	41.3	19	19	9	47	14.1	55.4	65.18

Co-ordinator
IQAC, Shri Ram College,
Muzaffarnagar

Chairman
IQAC, Shri Ram College,
Muzaffarnagar

SHRI RAM COLLEGE, MUZAFFARNAGAR
Name of Department : Computer Application

Name of Programme : BCA

Session: 2020-21

Name of Course/ Subject : Computer Network (BCA-503)

Assessment of Students

S.NO	Roll Number	Student Name	Direct Assessment		Total Direct Assessment (A+B)=C 100	70 % of C =(D) 70	Indirect Assessment			Total of Indirect Assessment (E) 50	30 % of E =(F) 15	Total Assessment (D+F)=G 85	Percentage of Marks out of 85 G*100/85
			External Marks (A)	Internal Marks (B) Class Test/ Unit Test Sessional Test			Assignment 20	Attendance 20	Behaviour / Attitude 10				
85	180855106110	MOHD SUFIYAN	38	22	60	42	18	18	8	44	13.2	55.2	64.94
86	180855106115	MOHD AQIB SAIFI	35	22	57	39.9	18	18	8	44	13.2	53.1	62.47
87	180855106119	MOHIT KUMAR	53	22	75	52.5	18	18	8	44	13.2	65.7	77.29
88	180855106120	MONU	22	21	43	30.1	17	17	7	41	12.3	42.4	49.88
89	180855106123	NAZIM ALI	38	24	62	43.4	19	19	9	47	14.1	57.5	67.65
90	180855106124	NEESHU KUMAR	39	22	61	42.7	18	18	8	44	13.2	55.9	65.76
91	180855106125	NEHUL JAIN	43	22	65	45.5	18	18	8	44	13.2	58.7	69.06
92	180855106126	NIDHI BALIYAN	50	24	74	51.8	19	19	9	47	14.1	65.9	77.53
93	180855106127	NIGAM PUNDIR	40	24	64	44.8	19	19	9	47	14.1	58.9	69.29
94	180855106128	NIKHIL SAINI	37	21	58	40.6	17	17	7	41	12.3	52.9	62.24
95	180855106129	NIKKY	33	22	55	38.5	18	18	8	44	13.2	51.7	60.82
96	180855106131	OBAID ALAM	41	22	63	44.1	18	18	8	44	13.2	57.3	67.41
97	180855106132	PANKAJ KUMAR	40	22	62	43.4	18	18	8	44	13.2	56.6	66.59
98	180855106133	PARAMJEET	33	23	56	39.2	18	18	8	44	13.2	52.4	61.65
99	180855106134	POOJA	37	23	60	42	18	18	8	44	13.2	55.2	64.94
100	180855106135	PRATEEK PUNDIR	50	24	74	51.8	19	19	9	47	14.1	65.9	77.53
101	180855106136	PRIYA	45	22	67	46.9	18	18	8	44	13.2	60.1	70.71
102	180855106137	PUJA SHARMA	41	23	64	44.8	18	18	8	44	13.2	58	68.24
103	180855106139	PUNIT KUMAR	42	22	64	44.8	18	18	8	44	13.2	58	68.24
104	180855106140	RADHA RANA	49	24	73	51.1	19	19	9	47	14.1	65.2	76.71
105	180855106141	RADHEYSHYAM SAINI	40	22	62	43.4	18	18	8	44	13.2	56.6	66.59
106	180855106143	RAJNEESH KUMAR	31	23	54	37.8	18	18	8	44	13.2	51	60.00
107	180855106144	RAKSHAK MITTAL	45	24	69	48.3	19	19	9	47	14.1	62.4	73.41
108	180855106145	RAKSHIT KUMAR	34	22	56	39.2	18	18	8	44	13.2	52.4	61.65
109	180855106146	RAVI KUMAR	39	22	61	42.7	18	18	8	44	13.2	55.9	65.76
110	180855106148	ROHIT PAL	42	24	66	46.2	19	19	9	47	14.1	60.3	70.94
111	180855106150	SAGAR SAINI	32	22	54	37.8	18	18	8	44	13.2	51	60.00
112	180855106151	SANYAM JAIN	45	22	67	46.9	18	18	8	44	13.2	60.1	70.71
113	180855106152	SATYAM KUMAR	45	23	68	47.6	18	18	8	44	13.2	60.8	71.53
114	180855106153	SAURABH AHLAWAT	41	21	62	43.4	17	17	7	41	12.3	55.7	65.53
115	180855106154	SAURABH RANA	28	22	50	35	18	18	8	44	13.2	48.2	56.71
116	180855106155	SAVEJ	41	23	64	44.8	18	18	8	44	13.2	58	68.24
117	180855106156	SHAHVEZ	50	22	72	50.4	18	18	8	44	13.2	63.6	74.82
118	180855106158	SHAKTI SINGH	37	21	58	40.6	17	17	7	41	12.3	52.9	62.24
119	180855106159	SHAZLI AHMED	40	24	64	44.8	19	19	9	47	14.1	58.9	69.29
120	180855106161	SHIVAM KUMAR	35	22	57	39.9	18	18	8	44	13.2	53.1	62.47
121	180855106163	SHIVAM KUMAR	36	22	58	40.6	18	18	8	44	13.2	53.8	63.29
122	180855106166	SHIVAM SHARMA	36	22	58	40.6	18	18	8	44	13.2	53.8	63.29
123	180855106167	SHIVAM TYAGI	38	21	59	41.3	17	17	7	41	12.3	53.6	63.06
124	180855106168	SHIVANI	39	22	61	42.7	18	18	8	44	13.2	55.9	65.76
125	180855106169	SHNAVVAR ALI	29	22	51	35.7	18	18	8	44	13.2	48.9	57.53
126	180855106170	SHREYA HOLKER	37	24	61	42.7	19	19	9	47	14.1	56.8	66.82

Co-ordinator
IQAC, Shri Ram College,
Muzaffarnagar

IQAC, Shri Ram College,
Muzaffarnagar

SHRI RAM COLLEGE, MUZAFFARNAGAR
Name of Department : Computer Application

Name of Programme : BCA

Session: 2020-21

Name of Course/ Subject : Computer Network (BCA-503)

Assessment of Students

S.NO	Roll Number	Student Name	Direct Assessment		Total Direct Assessment (A+B)=C 100	70 % of C =(D) 70	Indirect Assessment			Total of Indirect Assessment (E) 50	30 % of E = (F) 15	Total Assessment (D+F)=G 85	Percentage of Marks out of 85 G*100/85
			External Marks (A)	Internal Marks (B) Class Test/ Unit Test Sessional Test			Assignment 20	Attendance 20	Behaviour / Attitude 10				
127	180855106171	SHUBHAM VASHISHTHA	34	22	56	39.2	18	18	8	44	13.2	52.4	61.65
128	180855106174	SONU	32	23	55	38.5	18	18	8	44	13.2	51.7	60.82
129	180855106177	TANMAY RAGHAV	33	22	55	38.5	18	18	8	44	13.2	51.7	60.82
130	180855106178	TANU RAGHAV	38	22	60	42	18	18	8	44	13.2	55.2	64.94
131	180855106179	TUSHAR	49	23	72	50.4	18	18	8	44	13.2	63.6	74.82
132	180855106180	TUSHAR KUMAR	34	22	56	39.2	18	18	8	44	13.2	52.4	61.65
133	180855106181	TUSHAR PAL	42	23	65	45.5	18	18	8	44	13.2	58.7	69.06
134	180855106182	TUSHAR SHARMA	35	22	57	39.9	18	18	8	44	13.2	53.1	62.47
135	180855106183	TUSHAR TYAGI	41	23	64	44.8	18	18	8	44	13.2	58	68.24
136	180855106184	UDIT SHARDA	34	22	56	39.2	18	18	8	44	13.2	52.4	61.65
137	180855106185	UMANG	46	23	69	48.3	18	18	8	44	13.2	61.5	72.35
138	180855106186	UMANG KUMAR	35	25	60	42	19	19	9	47	14.1	56.1	66.00
139	180855106188	VARSHIT TYAGI	38	24	62	43.4	19	19	9	47	14.1	57.5	67.65
140	180855106191	VIKAS KASHYAP	40	24	64	44.8	19	19	9	47	14.1	58.9	69.29
141	180855106193	VINAY KUMAR	37	22	59	41.3	18	18	8	44	13.2	54.5	64.12
142	180855106195	VISHESH AHALAWAT	39	24	63	44.1	19	19	9	47	14.1	58.2	68.47
143	180855106196	VISHWAS PATEL	48	24	72	50.4	19	19	9	47	14.1	64.5	75.88
144	180855106197	YASH PRATAP	30	22	52	36.4	18	18	8	44	13.2	49.6	58.35
145	180855106198	YASHODHAN VATS	42	24	66	46.2	19	19	9	47	14.1	60.3	70.94
146	180855106199	ZEESHAN ANSARI	40	22	62	43.4	18	18	8	44	13.2	56.6	66.59

No of Students getting marks more than 60% (f1)	Weightage (x1)	f1*x1 (Multiply of entries column f1 & x1)	No of Students getting marks more than 40% (f2)	Weightage (x2)	f2*x2 (Multiply of entries column f2 & x2)	No of Students getting marks less than 40% (f3)	Weightage (x3)	f3*x3 (Multiply of entries column f3 & x3)	Σfx = f1*x1+f2*x2+f3*x3	Σf=f1+f2+f3	m = Σfx/Σf	Attainment of Course (%) = m*100/3 %
121	3	363	25	2	50	0	1	0	413	146	2.83	94.29

146 students or 146/146 = 100 % student secured more than 40% marks in Direct Assessment so weightage is 3

70% of 3 = 2.1

100% of students secured more than 40% marks in Indirect Assessment so weightage is 3

30 % of 3 = 0.9

Therefore Total Attainment for Computer Network (BCA-503) is (2.1 + 0.9) = 3

Co-ordinator
IQAC, Shri Ram College,
Muzaffarnagar

Chairman
IQAC, Shri Ram College,
Muzaffarnagar

SHRI RAM COLLEGE, MUZAFFARNAGAR

Name of Department : Computer Application

Session: 2020-21

Name of Programme : BCA

Name of Course/ Subject : Computer Network Security (BCA-601)

Assessment of Students

S.NO	Roll Number	Student Name	Direct Assessment		Total Direct Assessment (A+B)-C 100	70 % of C =(D) 70	Indirect Assessment			Total of Indirect Assessment (E) 50	30 % of E =(F) 15	Total Assessment (D+F)-G 85	Percentage of Marks out of 85 G*100/85
			External Marks (A)	Internal Marks (B) Class Test/ Unit Test Sessional Test			Assignment 20	Attendance 20	Behaviour / Attitude 10				
1	180855106001	AAKASH KUMAR	33	23	56	39.2	18	18	8	44	13.2	52.4	61.65
2	180855106002	AAKASH KUMAR	30	22	52	36.4	18	18	8	44	13.2	49.6	58.35
3	180855106003	AANCHAL CHAUDHARY	48	23	71	49.7	18	18	8	44	13.2	62.9	74.00
4	180855106004	AARIF	27	22	49	34.3	18	18	8	44	13.2	47.5	55.88
5	180855106005	AARTI RANI	25	23	48	33.6	18	18	8	44	13.2	46.8	55.06
6	180855106007	AAYUSH TYAGI	20	23	43	30.1	18	18	8	44	13.2	43.3	50.94
7	180855106008	AAYUSHI	38	24	62	43.4	19	19	9	47	14.1	57.5	67.65
8	180855106009	AAZAM ANSARI	31	23	54	37.8	18	18	8	44	13.2	51	60.00
9	180855106010	ABHISHEK GARG	34	25	59	41.3	19	19	9	47	14.1	55.4	65.18
10	180855106011	ABHISHEK GAUTAM	31	23	54	37.8	18	18	8	44	13.2	51	60.00
11	180855106012	ABHISHEK SAINI	14	22	36	25.2	18	18	8	44	13.2	38.4	45.18
12	180855106013	ABHISHEK SAUDAI	20	23	43	30.1	18	18	8	44	13.2	43.3	50.94
13	180855106014	ABHISHEK SHARMA	27	23	50	35	18	18	8	44	13.2	48.2	56.71
14	180855106015	ABUJAR	23	23	46	32.2	18	18	8	44	13.2	45.4	53.41
15	180855106016	ACHINT KAGAR	23	22	45	31.5	18	18	8	44	13.2	44.7	52.59
16	180855106019	AKASH CHOUDHARY	27	22	49	34.3	18	18	8	44	13.2	47.5	55.88
17	180855106020	AKASH DHIMAN	20	23	43	30.1	18	18	8	44	13.2	43.3	50.94
18	180855106022	AKSHAT GARG	40	23	63	44.1	18	18	8	44	13.2	57.3	67.41
19	180855106023	AKSHAY PANWAR	27	23	50	35	18	18	8	44	13.2	48.2	56.71
20	180855106025	AKSHAY KUMAR	41	23	64	44.8	18	18	8	44	13.2	58	68.24
21	180855106026	AKSHAY NIRWAL	43	22	65	45.5	18	18	8	44	13.2	58.7	69.06
22	180855106027	AKSHAY SHARMA	34	22	56	39.2	18	18	8	44	13.2	52.4	61.65
23	180855106028	AMAN	45	23	68	47.6	18	18	8	44	13.2	60.8	71.53
24	180855106029	AMIT KUMAR	11	22	33	23.1	18	18	8	44	13.2	36.3	42.71
25	180855106030	ANAMIKA	50	24	74	51.8	19	19	9	47	14.1	65.9	77.53
26	180855106031	ANANT DESHWAL	39	24	63	44.1	19	19	9	47	14.1	58.2	68.47
27	180855106032	ANANT DIXIT	38	23	61	42.7	18	18	8	44	13.2	55.9	65.76
28	180855106033	ANJALI	60	24	84	58.8	19	19	9	47	14.1	72.9	85.76
29	180855106035	ANKIT PUNDIR	26	23	49	34.3	18	18	8	44	13.2	47.5	55.88
30	180855106036	ANNEY SIDDIQUE	47	24	71	49.7	19	19	9	47	14.1	63.8	75.06
31	180855106037	ANNU	36	22	58	40.6	18	18	8	44	13.2	53.8	63.29
32	180855106038	ANSHUL	44	23	67	46.9	18	18	8	44	13.2	60.1	70.71
33	180855106039	ANSHUL	36	23	59	41.3	18	18	8	44	13.2	54.5	64.12
34	180855106040	ANSHUL KUMAR	44	22	66	46.2	18	18	8	44	13.2	59.4	69.88
35	180855106041	ANUJ KUMAR	36	23	59	41.3	18	18	8	44	13.2	54.5	64.12
36	180855106043	ANUPRIYA	30	23	53	37.1	18	18	8	44	13.2	50.3	59.18
37	180855106044	APOORV KANSAL	32	23	55	38.5	18	18	8	44	13.2	51.7	60.82
38	180855106045	ARIF ALI	43	23	66	46.2	18	18	8	44	13.2	59.4	69.88
39	180855106046	ARNAV TYAGI	50	24	74	51.8	19	19	9	47	14.1	65.9	77.53
40	180855106047	ARPAN SHARMA	40	23	63	44.1	18	18	8	44	13.2	57.3	67.41
41	180855106048	ASHWANI PRAJAPATI	40	23	63	44.1	18	18	8	44	13.2	57.3	67.41
42	180855106052	AYUSH PANWAR	38	23	61	42.7	18	18	8	44	13.2	55.9	65.76
43	180855106054	AYUSHI DHEEMAN	52	24	76	53.2	19	19	9	47	14.1	67.3	79.18
44	180855106055	BADAL BALIYAN	40	22	62	43.4	18	18	8	44	13.2	56.6	66.59
45	180855106056	DEEPAK KUMAR	28	23	51	35.7	18	18	8	44	13.2	48.9	57.53

Co-ordinator
IQAC, Shri Ram College,
Muzaffarnagar

Chairman
IQAC, Shri Ram College,
Muzaffarnagar

SHRI RAM COLLEGE, MUZAFFARNAGAR
Name of Department : Computer Application

Session: 2020-21

Name of Programme : BCA

Name of Course/ Subject : Computer Network Security (BCA-601)

Assessment of Students

S.NO	Roll Number	Student Name	Direct Assessment		Total Direct Assessment (A+B)=C 100	70 % of C =(D) 70	Indirect Assessment			Total of Indirect Assessment (E) 50	30 % of E =(F) 15	Total Assessment (D+F)=G 85	Percentage of Marks out of 85 G*100/85
			External Marks (A)	Internal Marks (B) Class Test/ Unit Test Sessional Test			Assignment 20	Attendance 20	Behaviour / Attitude 10				
46	180855106057	DEEPAK KUMAR	28	22	50	35	18	18	8	44	13.2	48.2	56.71
47	180855106058	DEEPANSHU SAINI	24	23	47	32.9	18	18	8	44	13.2	46.1	54.24
48	180855106059	DEEPU TYAGI	32	22	54	37.8	18	18	8	44	13.2	51	60.00
49	180855106060	DEVRAJ	26	23	49	34.3	18	18	8	44	13.2	47.5	55.88
50	180855106062	GAURAV KUMAR	32	22	54	37.8	18	18	8	44	13.2	51	60.00
51	180855106063	GAURAV PAL	34	23	57	39.9	18	18	8	44	13.2	53.1	62.47
52	180855106065	HANI TOMAR	44	23	67	46.9	18	18	8	44	13.2	60.1	70.71
53	180855106066	HARSH CHAUDHARY	31	22	53	37.1	18	18	8	44	13.2	50.3	59.18
54	180855106067	HARSHIT VERMA	29	24	53	37.1	19	19	9	47	14.1	51.2	60.24
55	180855106068	HEM SINGH	36	23	59	41.3	18	18	8	44	13.2	54.5	64.12
56	180855106070	HIMANSHU KUMAR	33	23	56	39.2	18	18	8	44	13.2	52.4	61.65
57	180855106071	IMRA SIDDIQUE	40	24	64	44.8	19	19	9	47	14.1	58.9	69.29
58	180855106072	ISHIKA JAIN	57	24	81	56.7	19	19	9	47	14.1	70.8	83.29
59	180855106073	ISHIKA SINGHAL	59	25	84	58.8	19	19	9	47	14.1	72.9	85.76
60	180855106074	JAANVI SHARMA	40	23	63	44.1	18	18	8	44	13.2	57.3	67.41
61	180855106076	JATIN PUNDIR	20	23	43	30.1	18	18	8	44	13.2	43.3	50.94
62	180855106077	JUNAID AALAM	28	22	50	35	18	18	8	44	13.2	48.2	56.71
63	180855106078	KARTIK	45	22	67	46.9	18	18	8	44	13.2	60.1	70.71
64	180855106079	KARTIK	37	22	59	41.3	18	18	8	44	13.2	54.5	64.12
65	180855106080	KESHAV	32	23	55	38.5	18	18	8	44	13.2	51.7	60.82
66	180855106081	KM ISHITA JAIN	40	24	64	44.8	19	19	9	47	14.1	58.9	69.29
67	180855106083	KOMIT KUMAR	35	23	58	40.6	18	18	8	44	13.2	53.8	63.29
68	180855106084	KRISHAN KANT KAKRAN	39	24	63	44.1	19	19	9	47	14.1	58.2	68.47
69	180855106087	KUNAL	48	24	72	50.4	19	19	9	47	14.1	64.5	75.88
70	180855106088	LUCY GARG	44	23	67	46.9	18	18	8	44	13.2	60.1	70.71
71	180855106089	MANISHA CHAUDHARY	38	24	62	43.4	19	19	9	47	14.1	57.5	67.65
72	180855106090	MANU CHAUDHARY	38	22	60	42	18	18	8	44	13.2	55.2	64.94
73	180855106091	MANU SAINI	34	22	56	39.2	18	18	8	44	13.2	52.4	61.65
74	180855106092	MAYANK PAL	28	24	52	36.4	19	19	9	47	14.1	50.5	59.41
75	180855106093	MAYANK PUNDIR	22	23	45	31.5	18	18	8	44	13.2	44.7	52.59
76	180855106094	MAYANK SAROHA	24	22	46	32.2	18	18	8	44	13.2	45.4	53.41
77	180855106096	MOH SAHIB	47	23	70	49	18	18	8	44	13.2	62.2	73.18
78	180855106097	MOH CHAND MIYA	41	23	64	44.8	18	18	8	44	13.2	58	68.24
79	180855106098	MOHAMMAD ABUKAIFA	36	23	59	41.3	18	18	8	44	13.2	54.5	64.12
80	180855106099	MOHAMMAD SHAHRUKH	38	24	62	43.4	19	19	9	47	14.1	57.5	67.65
81	180855106100	MOHD ABID	22	22	44	30.8	18	18	8	44	13.2	44	51.76
82	180855106101	MOHD ABUBAKAR	41	23	64	44.8	18	18	8	44	13.2	58	68.24
83	180855106104	MOHD JAMAL	42	24	66	46.2	19	19	9	47	14.1	60.3	70.94
84	180855106107	MOHD MUZAMMIL	29	24	53	37.1	19	19	9	47	14.1	51.2	60.24
85	180855106110	MOHD SUFIYAN	28	23	51	35.7	18	18	8	44	13.2	48.9	57.53
86	180855106115	MOHD AQIB SAIFI	26	24	50	35	19	19	9	47	14.1	49.1	57.76
87	180855106119	MOHIT KUMAR	31	23	54	37.8	18	18	8	44	13.2	51	60.00
88	180855106120	MONU	20	22	42	29.4	18	18	8	44	13.2	42.6	50.12
89	180855106122	NAYAAB ZAIDI	40	23	63	44.1	18	18	8	44	13.2	57.3	67.41
90	180855106123	NAZIM ALI	30	24	54	37.8	19	19	9	47	14.1	51.9	61.06

Co-ordinator
IQAC, Shri Ram College,
Muzaffarnagar

Chairman
IQAC, Shri Ram College,
Muzaffarnagar

SHRI RAM COLLEGE, MUZAFFARNAGAR
Name of Department : Computer Application

Session: 2020-21

Name of Programme : BCA

Name of Course/ Subject : Computer Network Security (BCA-601)

Assessment of Students

S.NO	Roll Number	Student Name	Direct Assessment		Total Direct Assessment (A+B)=C 100	70 % of C =(D) 70	Indirect Assessment			Total of Indirect Assessment (E) 50	30 % of E =(F) 15	Total Assessment (D+F)=G 85	Percentage of Marks out of 85 G*100/85
			External Marks (A)	Internal Marks (B) Class Test/ Unit Test Sessional Test			Assignment 20	Attendance 20	Behaviour / Attitude 10				
91	180855106124	NEESHU KUMAR	25	23	48	33.6	18	18	8	44	13.2	46.8	55.06
92	180855106125	NEHUL JAIN	47	23	70	49	18	18	8	44	13.2	62.2	73.18
93	180855106126	NIDHI BALIYAN	54	24	78	54.6	19	19	9	47	14.1	68.7	80.82
94	180855106127	NIGAM PUNDIR	51	24	75	52.5	19	19	9	47	14.1	66.6	78.35
95	180855106128	NIKHIL SAINI	30	22	52	36.4	18	18	8	44	13.2	49.6	58.35
96	180855106131	OBALID ALAM	44	24	68	47.6	19	19	9	47	14.1	61.7	72.59
97	180855106132	PANKAJ KUMAR	39	23	62	43.4	18	18	8	44	13.2	56.6	66.59
98	180855106133	PARAMJEET	37	23	60	42	18	18	8	44	13.2	55.2	64.94
99	180855106135	PRATEEK PUNDIR	44	25	69	48.3	19	19	9	47	14.1	62.4	73.41
100	180855106136	PRIYA	50	23	73	51.1	18	18	8	44	13.2	64.3	75.65
101	180855106137	PUJA SHARMA	43	23	66	46.2	18	18	8	44	13.2	59.4	69.88
102	180855106138	PUNEET RAO	25	22	47	32.9	18	18	8	44	13.2	46.1	54.24
103	180855106139	PUNIT KUMAR	36	23	59	41.3	18	18	8	44	13.2	54.5	64.12
104	180855106140	RADHA RANA	53	23	76	53.2	18	18	8	44	13.2	66.4	78.12
105	180855106141	RADHEYSHYAM SAINI	52	23	75	52.5	18	18	8	44	13.2	65.7	77.29
106	180855106143	RAJNEESH KUMAR	38	23	61	42.7	18	18	8	44	13.2	55.9	65.76
107	180855106144	RAKSHAK MITTAL	41	24	65	45.5	19	19	9	47	14.1	59.6	69.88
108	180855106145	RAKSHIT KUMAR	42	23	65	45.5	18	18	8	44	13.2	58.7	69.06
109	180855106146	RAVI KUMAR	45	22	67	46.9	18	18	8	44	13.2	60.1	70.71
110	180855106148	ROHIT PAL	45	22	67	46.9	18	18	8	44	13.2	60.1	70.71
111	180855106150	SAGAR SAINI	37	23	60	42	18	18	8	44	13.2	55.2	64.94
112	180855106151	SANYAM JAIN	44	23	67	46.9	18	18	8	44	13.2	60.1	70.71
113	180855106152	SATYAM KUMAR	50	22	72	50.4	18	18	8	44	13.2	63.6	74.82
114	180855106153	SAURABH AHLAWAT	37	23	60	42	18	18	8	44	13.2	55.2	64.94
115	180855106154	SAURABH RANA	33	22	55	38.5	18	18	8	44	13.2	51.7	60.82
116	180855106155	SAVEJ	38	22	60	42	18	18	8	44	13.2	55.2	64.94
117	180855106156	SHAHVEZ	43	23	66	46.2	18	18	8	44	13.2	59.4	69.88
118	180855106158	SHAKTI SINGH	36	22	58	40.6	18	18	8	44	13.2	53.8	63.29
119	180855106159	SHAZLI AHMED	50	24	74	51.8	19	19	9	47	14.1	65.9	77.53
120	180855106161	SHIVAM KUMAR	34	23	57	39.9	18	18	8	44	13.2	53.1	62.47
121	180855106163	SHIVAM KUMAR	43	22	65	45.5	18	18	8	44	13.2	58.7	69.06
122	180855106166	SHIVAM SHARMA	35	23	58	40.6	18	18	8	44	13.2	53.8	63.29
123	180855106167	SHIVAM TYAGI	53	22	75	52.5	18	18	8	44	13.2	65.7	77.29
124	180855106168	SHIVANI	36	23	59	41.3	18	18	8	44	13.2	54.5	64.12
125	180855106169	SHNAVVAR ALI	48	23	71	49.7	18	18	8	44	13.2	62.9	74.00
126	180855106170	SHREYA HOLKER	45	24	69	48.3	19	19	9	47	14.1	62.4	73.41
127	180855106171	SHUBHAM VASHISHTHA	40	23	63	44.1	18	18	8	44	13.2	57.3	67.41
128	180855106174	SONU	44	23	67	46.9	18	18	8	44	13.2	60.1	70.71
129	180855106177	TANMAY RAGHAV	31	23	54	37.8	18	18	8	44	13.2	51	60.00
130	180855106178	TANU RAGHAV	30	22	52	36.4	18	18	8	44	13.2	49.6	58.35
131	180855106179	TUSHAR	49	23	72	50.4	18	18	8	44	13.2	63.6	74.82
132	180855106180	TUSHAR KUMAR	36	23	59	41.3	18	18	8	44	13.2	54.5	64.12
133	180855106181	TUSHAR PAL	44	22	66	46.2	18	18	8	44	13.2	59.4	69.88
134	180855106182	TUSHAR SHARMA	31	23	54	37.8	18	18	8	44	13.2	51	60.00
135	180855106183	TUSHAR TYAGI	46	24	70	49	19	19	9	47	14.1	63.1	74.24

Co-ordinator
IQAC, Shri Ram College,
Muzaffarnagar

Chairman
IQAC, Shri Ram College,
Muzaffarnagar

SHRI RAM COLLEGE, MUZAFFARNAGAR

Name of Department : Computer Application

Session: 2020-21

Name of Programme : BCA

Name of Course/ Subject : Computer Network Security (BCA-601)

Assessment of Students

S.NO	Roll Number	Student Name	Direct Assessment		Total Direct Assessment (A+B)=C 100	70 % of C = (D) 70	Indirect Assessment			Total of Indirect Assessment (E) 50	30 % of E = (F) 15	Total Assessment (D+F)=G 85	Percentage of Marks out of 85 G*100/85
			External Marks (A)	Internal Marks (B) Class Test/ Unit Test/ Sessional Test			Assignment 20	Attendance 20	Behaviour / Attitude 10				
136	180855106184	UDIT SHARDA	29	23	52	36.4	18	18	8	44	13.2	49.6	58.35
137	180855106185	UMANG	44	24	68	47.6	19	19	9	47	14.1	61.7	72.59
138	180855106186	UMANG KUMAR	45	24	69	48.3	19	19	9	47	14.1	62.4	73.41
139	180855106188	VARSHIT TYAGI	50	25	75	52.5	19	19	9	47	14.1	66.6	78.35
140	180855106191	VIKAS KASHYAP	43	24	67	46.9	19	19	9	47	14.1	61	71.76
141	180855106193	VINAY KUMAR	36	22	58	40.6	18	18	8	44	13.2	53.8	63.29
142	180855106195	VISHESH AHALAWAT	45	23	68	47.6	18	18	8	44	13.2	60.8	71.53
143	180855106196	VISHWAS PATEL	48	25	73	51.1	19	19	9	47	14.1	65.2	76.71
144	180855106197	YASH PRATAP	43	23	66	46.2	18	18	8	44	13.2	59.4	69.88
145	180855106198	YASHODHAN VATS	58	24	82	57.4	19	19	9	47	14.1	71.5	84.12
146	180855106199	ZEESHAN ANSARI	41	23	64	44.8	18	18	8	44	13.2	58	68.24

No of Students getting marks more than 60% (f1)	Weightage (x1)	f1*x1 (Multiply of entries column f1 & x1)	No of Students getting marks more than 40% (f2)	Weightage (x2)	f2*x2 (Multiply of entries column f2 & x2)	No of Students getting marks less than 40% (f3)	Weightage (x3)	f3*x3 (Multiply of entries column f3 & x3)	Σfx = f1*x1+f2*x2+f3*x3	Σf=f1+f2+f3	m = Σfx/Σf	Attainment of Course (%) = m*100/3 %
112	3	336	34	2	68	0	1	0	404	146	2.77	92.24

144 students or 144/146 = 98.63 % student secured more than 40% marks in Direct Assessment so weightage is 3

70% of 3 = 2.1

100% of students secured more than 40% marks in Indirect Assessment so weightage is 3

30 % of 3 = 0.9

Therefore Total Attainment for Computer Network Security (BCA-601) is (2.1 + 0.9) = 3


Co-ordinator
IQAC, Shri Ram College,
Muzaffarnagar


Chairman
IQAC, Shri Ram College,
Muzaffarnagar

SHRI RAM COLLEGE, MUZAFFARNAGAR

Name of Department Teacher Education

Session: 2020-21

Name of Programme: B.Ed-1st Year


Name of Course/ Subject-Contemporary India and Education (E-101)

Assessment of Students

S.NO	Student Name	External Marks (A)	Internal Marks (B) Class Test/ Unit Test Sessional Test	Total Direct Assessment (A+B)=C 100	70 % of C =(D) 70	Indirect Assessment			Total of Indirect Assessment (E) 50	30 % of E =(F) 15	Total Assessment (D+F)=G 85	Percentage of Marks out of 85 G*100/85
						Assignment 20	Attendance 20	Behaviour / Attitude 10				
1	AABID KHAN	47	19	66	46.2	18	18	8	44	13.2	59.4	69.882353
2	AARYA CHAUDHARY	58	20	78	54.6	19	18	9	46	13.8	68.4	80.470588
3	AASIA BATOOL	56	19	75	52.5	20	19	10	49	14.7	67.2	79.058824
4	AFSARA	56	20	76	53.2	20	18	8	46	13.8	67	78.823529
5	AKSHAY AGGARWAL	46	19	65	45.5	18	19	8	45	13.5	59	69.411765
6	AKSHITA AGGARWAL	55	20	75	52.5	18	20	9	47	14.1	66.6	78.352941
7	ALINA ABSAR	51	20	71	49.7	19	20	10	49	14.7	64.4	75.764706
8	AMBIKA DEVI	47	19	66	46.2	18	18	8	44	13.2	59.4	69.882353
9	AMITA	45	19	64	44.8	19	18	9	46	13.8	58.6	68.941176
10	ANIDH KANT	58	20	78	54.6	20	19	9	48	14.4	69	81.176471
11	ANITA	46	20	66	46.2	20	18	8	46	13.8	60	70.588235
12	ANKIT GARG	50	19	69	48.3	18	19	8	45	13.5	61.8	72.705882
13	ANKITA GARG	54	19	73	51.1	18	20	8	46	13.8	64.9	76.352941
14	ANKITA MITTAL	51	18	69	48.3	19	18	9	46	13.8	62.1	73.058824
15	ANSHIKA CHAUHAN	55	19	74	51.8	18	19	9	46	13.8	65.6	77.176471
16	ANUJ CHOUDHARY	50	19	69	48.3	19	20	8	47	14.1	62.4	73.411765
17	ANURADHA	57	20	77	53.9	20	20	8	48	14.4	68.3	80.352941
18	APARNA	57	19	76	53.2	20	18	9	47	14.1	67.3	79.176471
19	APOORVA SINGH	56	20	76	53.2	18	18	10	46	13.8	67	78.823529
20	ARJUN KUMAR	38	19	57	39.9	18	19	8	45	13.5	53.4	62.823529
21	ARUN KUMAR	48	19	67	46.9	18	18	8	45	13.5	60.4	71.058824
22	ARUSHI GOEL	53	19	72	50.6	18	19	9	46	13.8	64.2	75.529412
23	ASHU ALI	49	19	68	48.6	20	10	10	49	14.7	62.3	73.294118



S.NO	Student Name	External Marks (A)	Internal Marks (B) Class Test/ Unit Test Sessional Test	Total Direct Assessment (A+B)=C 100	70 % of C =(D) 70	Indirect Assessment			Total of Indirect Assessment (E) 50	30 % of E = (F) 15	Total Assessment (D+F)=G 85	Percentage of Marks out of 85 G*100/85
						Assignment 20	Attendance 20	Behaviour / Attitude 10				
24	AYUSH SINGHAL	48	20	68	47.6	20	20	8	48	14.4	62	72.941176
25	BHAWNA PANWAR	43	19	62	43.4	18	18	9	45	13.5	56.9	66.941176
26	EKTA TYAGI	50	18	68	47.6	19	18	9	46	13.8	61.4	72.235294
27	FARANUM	48	19	67	46.9	20	19	8	47	14.1	61	71.764706
28	GARIMA	51	19	70	49	20	18	8	46	13.8	62.8	73.882353
29	GOURAVI TYAGI	58	19	77	53.9	18	19	8	45	13.5	67.4	79.294118
30	HARSH KAPIL	54	19	73	51.1	18	20	9	47	14.1	65.2	76.705882
31	HARSHIT KUMAR	52	20	72	50.4	19	20	9	48	14.4	64.8	76.235294
32	HEMAN	55	20	75	52.5	18	18	8	44	13.2	65.7	77.294118
33	HINA GUPTA	54	19	73	51.1	19	18	8	45	13.5	64.6	76
34	HUMAIRA HUSAIN	51	19	70	49	20	19	9	48	14.4	63.4	74.588235
35	IQRA	56	19	75	52.5	20	18	10	48	14.4	66.9	78.705882
36	ISRAR ALI	46	20	66	46.2	18	18	8	44	13.2	59.4	69.882353
37	JYOTI	49	19	68	47.6	18	19	8	45	13.5	61.1	71.882353
38	KAJAL	54	20	74	51.8	19	20	9	48	14.4	66.2	77.882353
39	KAJOL DUBEY	55	20	75	52.5	18	20	10	48	14.4	66.9	78.705882
40	KHUSHBOO	56	19	75	52.5	19	18	8	45	13.5	66	77.647059
41	KIRTIKA	53	20	73	51.1	20	18	9	47	14.1	65.2	76.705882
42	KM ABBAS SAIYADA	60	20	80	56	20	19	9	48	14.4	70.4	82.823529
43	KM ANCHAL	55	20	75	52.5	18	18	8	44	13.2	65.7	77.294118
44	KM ANNU	42	20	62	43.4	18	19	8	45	13.5	56.9	66.941176
45	KM BHAVNA MITTAL	56	19	75	52.5	19	20	8	47	14.1	66.6	78.352941
46	KM FAIZOON	46	19	65	45.5	18	20	9	47	14.1	59.6	70.117647
47	KM GULSANAWAR	42	19	61	42.7	18	18	9	46	13.8	56.5	66.470588
48	KM HEMLATA	51	19	70	49	18	19	8	45	13.5	62.5	73.529412
49	KM KAJOL PUNDEER	45	20	65	45.5	19	20	8	47	14.1	59.6	70.117647



S.NO	Student Name	External Marks (A)	Internal Marks (B) Class Test/ Unit Test Sessional Test	Total Direct Assessment (A+B)+C 100	70 % of C =(D) 70	Indirect Assessment			Total of Indirect Assessment (E) 50	30 % of E = (F) 15	Total Assessment (D+F)=G 85	Percentage of Marks out of 85. G*100/85
						Assignment 20	Attendance 20	Behaviour / Attitude 10				
50	KM KIRTI MALHOTRA	49	20	69	48.3	20	20	9	49	14.7	63	74.117647
51	KM KOMAL DEVI	48	19	67	46.9	20	18	10	48	14.4	61.3	72.117647
52	KM MEHRUNISHA	49	19	68	47.6	18	18	8	44	13.2	60.8	71.529412
53	KM MOMINA	52	19	71	49.7	18	19	8	45	13.5	63.2	74.352941
54	KM NEHA	57	19	76	53.2	19	18	9	46	13.8	67	78.823529
55	KM NEHA JOSHI	51	19	70	49	18	19	10	47	14.1	63.1	74.235294
56	KM NIDHI	56	20	76	53.2	19	20	8	47	14.1	67.3	79.176471
57	KM NIDHI GAUTAM	56	20	76	53.2	20	20	9	49	14.7	67.9	79.882353
58	KM NIKHAT	51	20	71	49.7	20	18	9	47	14.1	63.8	75.058824
59	KM NISHU PAL	47	20	67	46.9	18	19	8	45	13.5	60.4	71.058824
60	KM NISHU SHARMA	58	19	77	53.9	18	20	8	46	13.8	67.7	79.647059
61	KM PARUL	53	20	73	51.1	19	20	8	47	14.1	65.2	76.705882
62	KM PINKY DEVI	40	19	59	41.3	18	18	9	45	13.5	54.8	64.470588
63	KM PREETY RANI	40	19	59	41.3	19	18	9	46	13.8	55.1	64.823529
64	KM RESHU	47	20	67	46.9	20	19	8	47	14.1	61	71.764706
65	KM RITU RANI	47	20	67	46.9	20	18	8	46	13.8	60.7	71.411765
66	KM RIYA	53	19	72	50.4	18	19	9	46	13.8	64.2	75.529412
67	KM ROCHAK CHAUDHARY	55	20	75	52.5	18	20	10	48	14.4	66.9	78.705882
68	KM RUKSHAR	56	20	76	53.2	19	20	8	47	14.1	67.3	79.176471
69	KM SABA PARVEEN	55	20	75	52.5	18	18	8	44	13.2	65.7	77.294118
70	KM SAKSHI	55	18	73	51.1	19	19	9	47	14.1	65.2	76.705882
71	KM SAKSHI GARG	60	19	79	55.3	18	20	10	48	14.4	69.7	82
72	KM SALIKA	55	19	74	51.8	19	20	8	47	14.1	65.9	77.529412
73	KM SEEMA PAL	58	19	77	52.5	18	18	9	47	14.1	68	80
74	KM SHALU PAL	42	19	61	46.9	18	18	9	47	14.1	56.8	66.823529
75	KM SUNAINA	55	19	74	51.8	19	18	8	45	13.5	65.3	76.823529



S.NO	Student Name	External Marks (A)	Internal Marks (B) Class Test/ Unit Test Sessional Test	Total Direct Assessment (A+B)=C 100	70 % of C =(D) 70	Indirect Assessment			Total of Indirect Assessment (E) 50	30 % of E = (F) 15	Total Assessment (D+F)=G 85	Percentage of Marks out of 85 G*100/85
						Assignment 20	Attendance 20	Behaviour / Attitude 10				
76	KM SUNAINA-mahesh	53	20	73	51.1	18	18	8	44	13.2	64.3	75.647059
77	KM TABASSUM ANSARI	52	20	72	50.4	19	19	8	46	13.8	64.2	75.529412
78	KM TANU SHARMA	57	19	76	53.2	18	20	9	47	14.1	67.3	79.176471
79	KM TIMSI THAKUR	54	20	74	51.8	19	20	9	48	14.4	66.2	77.882353
80	KM URVASHI GAUTAM	53	19	72	50.4	20	18	8	46	13.8	64.2	75.529412
81	KRITIKA	55	19	74	51.8	20	18	8	46	13.8	65.6	77.176471
82	KULDEEP	47	20	67	46.9	18	19	9	46	13.8	60.7	71.411765
83	KUMAR VAIBHAV	58	20	78	54.6	18	18	10	46	13.8	68.4	80.470588
84	MANISHA MADAN	61	19	80	56	19	19	8	46	13.8	69.8	82.117647
85	MANISHA SAINI	58	19	77	53.9	18	20	8	46	13.8	67.7	79.647059
86	MANPREET KAUR	53	19	72	50.4	19	20	9	48	14.4	64.8	76.235294
87	MOHD MOHSIN	48	20	68	47.6	20	18	10	48	14.4	62	72.941176
88	MOHINI CHAUDHARY	51	19	70	49	20	18	8	46	13.8	62.8	73.882353
89	MOLIK SAINI	56	19	75	52.5	18	19	9	46	13.8	66.3	78
90	MONIKA	59	20	79	55.3	18	18	9	45	13.5	68.8	80.941176
91	NAINA BANSAL	55	19	74	51.8	19	19	8	46	13.8	65.6	77.176471
92	NASREEN UMAR	48	19	67	46.9	18	18	8	44	13.2	60.1	70.705882
93	NAZAR MOHAMMAD	49	20	69	48.3	19	19	8	46	13.8	62.1	73.058824
94	NEHA RANI	41	20	61	42.7	18	20	9	47	14.1	56.8	66.823529
95	NIDHI MALIK	56	19	75	52.5	19	20	9	48	14.4	66.9	78.705882
96	NIDHI SHRIVASTAV	56	20	76	53.2	20	18	8	46	13.8	67	78.823529
97	NISHU TYAGI	68	20	88	61.6	20	18	8	46	13.8	75.4	88.705882
98	NUTANSH MALLAN	57	20	77	53.9	18	19	9	46	13.8	67.7	79.647059
99	PRACHI BALIYAN	52	19	71	49.7	18	18	10	46	13.8	63.5	74.705882
100	PRACHI NAYAK	59	19	78	54.6	19	19	8	46	13.8	68.4	80.470588
101	PRACHI SHARMA	57	19	76	54.6	20	18	8	46	13.8	67	78.823529



S.NO	Student Name	External Marks (A)	Internal Marks (B) Class Test/ Unit Test Sessional Test	Total Direct Assessment (A+B)=C 100	70 % of C =(D) 70	Indirect Assessment			Total of Indirect Assessment (E) 50	30 % of E = (F) 15	Total Assessment (D+F)=G 85	Percentage of Marks out of 85 G*100/85
						Assignment 20	Attendance 20	Behaviour / Attitude 10				
102	PRAGYA	59	19	78	54.6	19	18	9	46	13.8	68.4	80.470588
103	PREETI SHARMA	55	19	74	51.8	20	18	10	48	14.4	66.2	77.882353
104	PRIYA RANI	51	19	70	49	20	19	8	47	14.1	63.1	74.235294
105	PRIYANKA DEVI	57	20	77	53.9	18	18	9	45	13.5	67.4	79.294118
106	RADHIKA SHARMA	53	20	73	51.1	18	19	9	46	13.8	64.9	76.352941
107	RAINA BALIYAN	62	20	82	57.4	19	20	8	47	14.1	71.5	84.117647
108	RAJAT CHAUDHARY	48	20	68	47.6	18	20	8	46	13.8	61.4	72.235294
109	REETA DEVI	49	19	68	47.6	19	18	8	45	13.5	61.1	71.882353
110	REKHA DEVI	46	19	65	45.5	20	18	9	47	14.1	59.6	70.117647
111	RIDHHI	52	19	71	49.7	20	19	9	48	14.4	64.1	75.411765
112	RINKY KATARIYA	55	20	75	52.5	18	18	8	44	13.2	65.7	77.294118
113	RITIKA KARNWAL	51	20	71	49.7	18	19	8	45	13.5	63.2	74.352941
114	RITU SHARMA	51	19	70	49	19	18	9	46	13.8	62.8	73.882353
115	RUBI CHAUHAN	58	20	78	54.6	18	19	10	47	14.1	68.7	80.823529
116	SAHIL CHAUDHARY	50	19	69	48.3	19	20	8	47	14.1	62.4	73.411765
117	SAJID	42	19	61	42.7	18	20	8	46	13.8	56.5	66.470588
118	SAMEEM	52	19	71	49.7	19	18	9	46	13.8	63.5	74.705882
119	SAMIYA KAZMI	57	19	76	53.2	20	18	10	48	14.4	67.6	79.529412
120	SANDEEP KUMAR PAL	48	19	67	46.9	20	19	8	47	14.1	61	71.764706
121	SAPNA	55	19	74	51.8	18	18	9	45	13.5	65.3	76.823529
122	SEEMA	52	20	72	50.4	18	19	9	46	13.8	64.2	75.529412
123	SHAILY VERMA	58	20	78	54.6	19	20	8	47	14.1	68.7	80.823529
124	SHAKSHI	56	20	76	53.2	18	18	8	44	13.2	66.4	78.117647
125	SHIKHA GARG	57	20	77	53.9	19	18	8	45	13.5	67.4	79.294118
126	SHIVANI	52	19	71	49.7	20	19	9	48	14.4	64.1	75.411765
127	SHIVANI CHAUDHARY	62	20	82	57.4	20	19	9	47	14.1	71.5	84.117647



S.NO	Student Name	External Marks (A)	Internal Marks (B) Class Test/ Unit Test Sessional Test	Total Direct Assessment (A+B)-C 100	70 % of C =(D) 70	Indirect Assessment			Total of Indirect Assessment (E) 50	30 % of E = (F) 15	Total Assessment (D+F)=G 85	Percentage of Marks out of 85 G*100/85
						Assignment 20	Attendance 20	Behaviour / Attitude 10				
128	SHIVANI PAL	53	19	72	50.4	18	19	8	45	13.5	63.9	75.176471
129	SHRIKANT	55	19	74	51.8	18	20	8	46	13.8	65.6	77.176471
130	SHUBHAM GUPTA	53	19	72	50.4	19	20	9	48	14.4	64.8	76.235294
131	SONI RANI	53	20	73	51.1	18	18	10	46	13.8	64.9	76.352941
132	SRISHTY SWAMI	64	20	84	58.8	19	18	8	45	13.5	72.3	85.058824
133	SUDHIR KUMAR	57	20	77	53.9	20	19	8	47	14.1	68	80
134	SUMAYYA TYAGI	51	20	71	49.7	20	18	9	47	14.1	63.8	75.058824
135	SUNAINA-vedpal	55	19	74	51.8	18	19	10	47	14.1	65.9	77.529412
136	TANYA DHAKA	57	20	77	53.9	18	18	8	44	13.2	67.1	78.941176
137	VAISHALI	53	19	72	50.4	19	19	9	47	14.1	64.5	75.882353
138	VANSHIKA MALIK	63	19	82	57.4	18	20	9	47	14.1	71.5	84.117647
139	VARNIKA GARG	35	19	54	37.8	19	20	8	47	14.1	51.9	61.058824
140	VIBHUTI SHARMA	52	19	71	49.7	18	18	8	44	13.2	62.9	74
141	VIDISHA	64	20	84	58.8	19	18	8	45	13.5	72.3	85.058824
142	VIJETA CHAUDHARY	47	20	67	46.9	20	19	9	48	14.4	61.3	72.117647
143	VINIT KUMAR	46	19	65	45.5	18	18	9	45	13.5	59	69.411765
144	VISHAKHA RUHELA	42	19	61	42.7	19	19	8	46	13.8	56.5	66.470588
145	YUGAL BHARDWAJ	50	19	69	48.3	18	20	9	47	14.1	62.4	73.411765



Methodology of Assessment
Contemporary India & Education

E-101

S.No	No. of Student (F)	Weightage	Fxn
1	No. of Students getting marks equal to or more than 60% (142)	3	426
2	No. of Students equal to or more than 40 % but less than 60% (3)	2	6
3	Less than 40% (0)	1	0
	$\Sigma f = 145$		$\Sigma fx = 432$

Average of attainment of Course outcome = $432/145 = 2.98$

Scaling of Course outcome = $2.98 \times 100/3 = 99.33 \%$



Name of Department Teacher Education
Name of Programme: B.Ed-Ist Year

SHRI RAM COLLEGE, MUZAFFARNAGAR

Session-2020-21

Name of Course/ Subject- Philosophical and Sociological Perspectives of Education-(E-102)
Assessment of Students

S.NO	Student Name	External Marks (A)	Internal Marks (B) Class Test/ Unit Test Sessional Test	Total Direct Assessment (A+B)=C 100	70 % of C =(D) 70	Indirect Assessment			Total of Indirect Assessment (E) 50	30 % of E =(F) 15	Total Assessment (D+F)=G 85	Percentage of Marks out of 85 G*100/85
						Assignment 20	Attendance 20	Behaviour / Attitude 10				
1	AABID KHAN	47	19	66	46.2	19	18	8	45	13.5	59.7	70.23529
2	AARYA CHAUDHARY	58	20	78	54.6	18	19	9	46	13.8	68.4	80.47059
3	AASIA BATOOL	56	19	75	52.5	18	19	9	46	13.8	66.3	78
4	AFSARA	56	20	76	53.2	19	18	8	45	13.5	66.7	78.47059
5	AKSHAY AGGARWAL	46	19	65	45.5	18	19	10	47	14.1	59.6	70.11765
6	AKSHITA AGGARWAL	55	20	75	52.5	18	18	9	45	13.5	66	77.64706
7	ALINA ABSAR	51	20	71	49.7	19	20	10	49	14.7	64.4	75.76471
8	AMBIKA DEVI	47	19	66	46.2	18	19	8	45	13.5	59.7	70.23529
9	AMITA	45	19	64	44.8	19	19	10	48	14.4	59.2	69.64706
10	ANIDH KANT	58	20	78	54.6	19	18	9	46	13.8	68.4	80.47059
11	ANITA	46	20	66	46.2	20	18	8	46	13.8	60	70.58824
12	ANKIT GARG	50	19	69	48.3	18	19	10	47	14.1	62.4	73.41176
13	ANKITA GARG	54	19	73	51.1	18	20	8	46	13.8	64.9	76.35294
14	ANKITA MITTAL	51	18	69	48.3	19	18	9	46	13.8	62.1	73.05882
15	ANSHIKA CHAUHAN	55	19	74	51.8	18	19	9	46	13.8	65.6	77.17647
16	ANUJ CHOUDHARY	50	19	69	48.3	19	20	8	47	14.1	62.4	73.41176
17	ANURADHA	57	20	77	53.9	20	20	9	49	14.7	68.6	80.70588
18	APARNA	57	19	76	53.2	20	18	8	46	13.8	67	78.82353
19	APOORVA SINGH	56	20	76	53.2	18	19	10	46	13.8	67	78.82353
20	ARJUN KUMAR	38	19	57	39.9	18	19	8	45	13.5	53.4	62.82353
21	ARUN KUMAR	48	19	67	46.9	18	19	8	45	13.5	60.4	71.05882



S.NO	Student Name	External Marks (A)	Internal Marks (B) Class Test/ Unit Test Sessional Test	Total Direct Assessment (A+B)=C 100	70 % of C =(D) 70	Indirect Assessment			Total of Indirect Assessment (E) 50	30 % of E =(F) 15	Total Assessment (D+F)=G 85	Percentage of Marks out of 85 G*100/85
						Assignment 20	Attendance 20	Behaviour / Attitude 10				
22	ARUSHI GOEL	53	19	72	50.4	18	19	9	46	13.8	64.2	75.52941
23	ASHU ALI	49	19	68	47.6	19	20	10	49	14.7	62.3	73.29412
24	AYUSH SINGHAL	48	20	68	47.6	20	20	9	49	14.7	62.3	73.29412
25	BHAWNA PANWAR	43	19	62	43.4	18	18	8	44	13.2	56.6	66.58824
26	EKTA TYAGI	50	18	68	47.6	19	18	8	45	13.5	61.1	71.88235
27	FARANNUM	48	19	67	46.9	20	19	9	48	14.4	61.3	72.11765
28	GARIMA	51	19	70	49	20	18	8	46	13.8	62.8	73.88235
29	GOURAVI TYAGI	58	19	77	53.9	18	19	9	46	13.8	67.7	79.64706
30	HARSH KAPIL	54	19	73	51.1	18	20	9	47	14.1	65.2	76.70588
31	HARSHIT KUMAR	52	20	72	50.4	19	20	9	48	14.4	64.8	76.23529
32	HEMAN	55	20	75	52.5	18	18	8	44	13.2	65.7	77.29412
33	HINA GUPTA	54	19	73	51.1	19	18	8	45	13.5	64.6	76
34	HUMAIRA HUSAIN	51	19	70	49	20	19	9	48	14.4	63.4	74.58824
35	IQRA	56	19	75	52.5	20	18	10	48	14.4	66.9	78.70588
36	ISRAR ALI	46	20	66	46.2	18	18	8	44	13.2	59.4	69.88235
37	JYOTI	49	19	68	47.6	18	19	8	45	13.5	61.1	71.88235
38	KAJAL	54	20	74	51.8	19	20	9	48	14.4	66.2	77.88235
39	KAJOL DUBEY	55	20	75	52.5	18	20	9	47	14.1	66.6	78.35294
40	KHUSHBOO	56	19	75	52.5	19	18	8	45	13.5	66	77.64706
41	KIRTIKA	53	20	73	51.1	20	18	9	47	14.1	65.2	76.70588
42	KM ABBAS SAIYADA	60	20	80	56	20	19	9	48	14.4	70.4	82.82353
43	KM ANCHAL	55	20	75	52.5	18	18	8	44	13.2	65.7	77.29412
44	KM ANNU	42	20	62	43.4	18	19	8	45	13.5	56.9	66.94118
45	KM BHAVNA MITTAL	56	19	75	52.5	19	20	8	47	14.1	66.6	78.35294




S.NO	Student Name	External Marks (A)	Internal Marks (B) Class Test/ Unit Test Sessional Test	Total Direct Assessment (A+B)=C 100	70 % of C =(D) 70	Indirect Assessment			Total of Indirect Assessment (E) 50	30 % of E =(F) 15	Total Assessment (D+F)=G 85	Percentage of Marks out of 85 G*100/85
						Assignment 20	Attendance 20	Behaviour / Attitude 10				
46	KM FAIZOON	46	19	65	45.5	18	20	9	47	14.1	59.6	70.11765
47	KM GULSANAWAR	42	19	61	42.7	19	18	9	46	13.8	56.5	66.47059
48	KM HEMLATA	51	19	70	49	18	19	8	45	13.5	62.5	73.52941
49	KM KAJOL PUNDEER	45	20	65	45.5	19	20	8	47	14.1	59.6	70.11765
50	KM KIRTI MALHOTRA	49	20	69	48.3	20	20	9	49	14.7	63	74.11765
51	KM KOMAL DEVI	48	19	67	46.9	20	18	10	48	14.4	61.3	72.11765
52	KM MEHRUNISHA	49	19	68	47.6	18	18	8	44	13.2	60.8	71.52941
53	KM MOMINA	52	19	71	49.7	18	19	8	45	13.5	63.2	74.35294
54	KM NEHA	57	19	76	53.2	19	18	9	46	13.8	67	78.82353
55	KM NEHA JOSHI	51	19	70	49	18	19	10	47	14.1	63.1	74.23529
56	KM NIDHI	56	20	76	53.2	19	20	8	47	14.1	67.3	79.17647
57	KM NIDHI GAUTAM	56	20	76	53.2	20	20	9	49	14.7	67.9	79.88235
58	KM NIKHAT	51	20	71	49.7	20	18	9	47	14.1	63.8	75.05882
59	KM NISHU PAL	47	20	67	46.9	18	19	8	45	13.5	60.4	71.05882
60	KM NISHU SHARMA	58	19	77	53.9	18	20	8	46	13.8	67.7	79.64706
61	KM PARUL	53	20	73	51.1	19	20	8	47	14.1	65.2	76.70588
62	KM PINKY DEVI	40	19	59	41.3	18	18	9	45	13.5	54.8	64.47059
63	KM PREETY RANI	40	19	59	41.3	19	18	9	46	13.8	55.1	64.82353
64	KM RESHU	47	20	67	46.9	20	19	8	47	14.1	61	71.76471
65	KM RITU RANI	47	20	67	46.9	20	18	8	46	13.8	60.7	71.41176
66	KM RIYA	53	19	72	50.4	18	19	9	46	13.8	64.2	75.52941
67	KM ROCHAK CHAUDHARY	55	20	75	52.5	18	20	10	48	14.4	66.9	78.70588
68	KM RUKSHAR	56	20	76	53.2	18	20	8	47	14.1	67.3	79.17647
69	KM SABA PARVEEN	55	20	75	52.5	18	18	8	44	13.2	65.7	77.29412



S.NO	Student Name	External Marks (A)	Internal Marks (B) Class Test/ Unit Test Sessional Test	Total Direct Assessment (A+B)=C 100	70 % of C =(D) 70	Indirect Assessment			Total of Indirect Assessment (E) 50	30 % of E =(F) 15	Total Assessment (D+F)=G 85	Percentage of Marks out of 85 G*100/85
						Assignment 20	Attendance 20	Behaviour / Attitude 10				
70	KM SAKSHI	55	18	73	51.1	19	19	9	47	14.1	65.2	76.70588
71	KM SAKSHI GARG	60	19	79	55.3	18	20	10	48	14.4	69.7	82
72	KM SALIKA	55	19	74	51.8	19	20	8	47	14.1	65.9	77.52941
73	KM SEEMA PAL	58	19	77	53.9	20	18	9	47	14.1	68	80
74	KM SHALU PAL	42	19	61	42.7	20	18	9	47	14.1	56.8	66.82353
75	KM SUNAINA	55	19	74	51.8	18	19	8	45	13.5	65.3	76.82353
76	KM SUNAINA-mahesh	53	20	73	51.1	18	18	8	44	13.2	64.3	75.64706
77	KM TABASSUM ANSARI	52	20	72	50.4	19	19	8	46	13.8	64.2	75.52941
78	KM TANU SHARMA	57	19	76	53.2	18	20	9	47	14.1	67.3	79.17647
79	KM TIMSI THAKUR	54	20	74	51.8	19	20	9	48	14.4	66.2	77.88235
80	KM URVASHI GAUTAM	53	19	72	50.4	20	18	8	46	13.8	64.2	75.52941
81	KRITIKA	55	19	74	51.8	20	18	8	46	13.8	65.6	77.17647
82	KULDEEP	47	20	67	46.9	18	19	9	46	13.8	60.7	71.41176
83	KUMAR VAIBHAV	58	20	78	54.6	18	18	10	46	13.8	68.4	80.47059
84	MANISHA MADAN	61	19	80	56	19	19	8	46	13.8	69.8	82.11765
85	MANISHA SAINI	58	19	77	53.9	18	20	8	46	13.8	67.7	79.64706
86	MANPREET KAUR	53	19	72	50.4	19	20	9	48	14.4	64.8	76.23529
87	MOHD MOHSIN	48	20	68	47.6	20	18	10	48	14.4	62	72.94118
88	MOHINI CHAUDHARY	51	19	70	49	20	18	8	46	13.8	62.8	73.88235
89	MOLIK SAINI	56	19	75	52.5	18	19	9	46	13.8	66.3	78
90	MONIKA	59	20	79	55.3	18	18	9	45	13.5	68.8	80.94118
91	NAINA BANSAL	55	19	74	51.8	19	19	8	46	13.8	65.6	77.17647
92	NASREEN UMAR	48	19	67	46.9	19	19	8	44	13.2	60.1	70.70588
93	NAZAR MOHAMMAD	49	20	69	48.3	19	19	8	46	13.8	62.1	73.05882



S.NO	Student Name	External Marks (A)	Internal Marks (B) Class Test/ Unit Test Sessional Test	Total Direct Assessment (A+B)=C 100	70 % of C =(D) 70	Indirect Assessment			Total of Indirect Assessment (E) 50	30 % of E = (F) 15	Total Assessment (D+F)=G 85	Percentage of Marks out of 85 G*100/85
						Assignment 20	Attendance 20	Behaviour / Attitude 10				
94	NEHA RANI	41	20	61	42.7	18	20	9	47	14.1	56.8	66.82353
95	NIDHI MALIK	56	19	75	52.5	19	20	9	48	14.4	66.9	78.70588
96	NIDHI SHRIVASTAV	56	20	76	53.2	20	18	8	46	13.8	67	78.82353
97	NISHU TYAGI	68	20	88	61.6	20	18	8	46	13.8	75.4	88.70588
98	NUTANSH MALLAN	57	20	77	53.9	18	19	9	46	13.8	67.7	79.64706
99	PRACHI BALIYAN	52	19	71	49.7	18	18	10	46	13.8	63.5	74.70588
100	PRACHI NAYAK	59	19	78	54.6	19	19	8	46	13.8	68.4	80.47059
101	PRACHI SHARMA	57	19	76	53.2	18	20	8	46	13.8	67	78.82353
102	PRAGYA	59	19	78	54.6	19	18	9	46	13.8	68.4	80.47059
103	PREETI SHARMA	55	19	74	51.8	20	18	10	48	14.4	66.2	77.88235
104	PRIYA RANI	51	19	70	49	20	19	8	47	14.1	63.1	74.23529
105	PRIYANKA DEVI	57	20	77	53.9	18	18	9	45	13.5	67.4	79.29412
106	RADHIKA SHARMA	53	20	73	51.1	18	19	9	46	13.8	64.9	76.35294
107	RAINA BALIYAN	62	20	82	57.4	19	20	8	47	14.1	71.5	84.11765
108	RAJAT CHAUDHARY	48	20	68	47.6	18	20	8	46	13.8	61.4	72.23529
109	REETA DEVI	49	19	68	47.6	19	18	8	45	13.5	61.1	71.88235
110	REKHA DEVI	46	19	65	45.5	20	18	9	47	14.1	59.6	70.11765
111	RIDHHI	52	19	71	49.7	20	19	9	48	14.4	64.1	75.41176
112	RINKY KATARIYA	55	20	75	52.5	18	18	8	44	13.2	65.7	77.29412
113	RITIKA KARNWAL	51	20	71	49.7	18	19	8	45	13.5	63.2	74.35294
114	RITU SHARMA	51	19	70	49	19	18	9	46	13.8	62.8	73.88235
115	RUBI CHAUHAN	58	20	78	54.6	18	19	10	47	14.1	68.7	80.82353
116	SAHIL CHAUDHARY	50	19	69	48.3	19	19	8	47	14.1	62.4	73.41176
117	SAJID	42	19	61	42.7	18	20	8	46	13.8	56.5	66.47059



S.NO	Student Name	External Marks (A)	Internal Marks (B) Class Test/ Unit Test Sessional Test	Total Direct Assessment (A+B)=C 100	70 % of C = (D) 70	Indirect Assessment			Total of Indirect Assessment (E) 50	30 % of E = (F) 15	Total Assessment (D+F)=G 85	Percentage of Marks out of 85 G*100/85
						Assignment 20	Attendance 20	Behaviour / Attitude 10				
118	SAMEEM	52	19	71	49.7	19	18	9	46	13.8	63.5	74.70588
119	SAMIYA KAZMI	57	19	76	53.2	20	18	10	48	14.4	67.6	79.52941
120	SANDEEP KUMAR PAL	48	19	67	46.9	20	19	8	47	14.1	61	71.76471
121	SAPNA	55	19	74	51.8	18	18	9	45	13.5	65.3	76.82353
122	SEEMA	52	20	72	50.4	18	19	9	46	13.8	64.2	75.52941
123	SHAILY VERMA	58	20	78	54.6	19	20	8	47	14.1	68.7	80.82353
124	SHAKSHI	56	20	76	53.2	18	18	8	44	13.2	66.4	78.11765
125	SHIKHA GARG	57	20	77	53.9	19	18	8	45	13.5	67.4	79.29412
126	SHIVANI	52	19	71	49.7	20	19	9	48	14.4	64.1	75.41176
127	SHIVANI CHAUDHARY	62	20	82	57.4	20	18	9	47	14.1	71.5	84.11765
128	SHIVANI PAL	53	19	72	50.4	18	19	8	45	13.5	63.9	75.17647
129	SHRIKANT	55	19	74	51.8	18	20	8	46	13.8	65.6	77.17647
130	SHUBHAM GUPTA	53	19	72	50.4	19	20	9	48	14.4	64.8	76.23529
131	SONI RANI	53	20	73	51.1	18	18	10	46	13.8	64.9	76.35294
132	SRISHTY SWAMI	64	20	84	58.8	19	18	8	45	13.5	72.3	85.05882
133	SUDHIR KUMAR	57	20	77	53.9	20	19	8	47	14.1	68	80
134	SUMAYYA TYAGI	51	20	71	49.7	20	18	9	47	14.1	63.8	75.05882
135	SUNAINA-vedpal	55	19	74	51.8	18	19	10	47	14.1	65.9	77.52941
136	TANYA DHAKA	57	20	77	53.9	18	18	8	44	13.2	67.1	78.94118
137	VAISHALI	53	19	72	50.4	19	19	9	47	14.1	64.5	75.88235
138	VANSHIKA MALIK	63	19	82	57.4	18	20	9	47	14.1	71.5	84.11765
139	VARNIKA GARG	35	19	54	37.8	19	20	8	47	14.1	51.9	61.05882
140	VIBHUTI SHARMA	52	19	71	49.7	18	18	8	44	13.2	62.9	74
141	VIDISHA	64	20	84	58.8	19	18	8	45	13.5	72.3	85.05882
142	VIJETA CHAUDHARY	47	20	67	46.9	20	19	9	48	14.4	61.3	72.11765



S.NO	Student Name	External Marks (A)	Internal Marks (B) Class Test/ Unit Test Sessional Test	Total Direct Assessment (A+B)=C 100	70 % of C = (D) 70	Indirect Assessment			Total of Indirect Assessment (E) 50	30 % of E = (F) 15	Total Assessment (D+F)=G 85	Percentage of Marks out of 85 G*100/85
						Assignment 20	Attendance 20	Behaviour / Attitude 10				
143	VINIT KUMAR	46	19	65	45.5	18	18	9	45	13.5	59	69.41176
144	VISHAKHA RUHELA	42	19	61	42.7	19	19	8	46	13.8	56.5	66.47059
145	YUGAL BHARDWAJ	50	19	69	48.3	19	18	10	47	14.1	62.4	73.41176



Methodology of Assessment
Philosophical & Sociological Aspects of Education

E-102

S.No	No. of Student (F)	Weightage	Fxn
1	No. of Students getting marks equal to or more than 60% (141)	3	423
2	No. of Students equal to or more than 40 % but less than 60% (4)	2	8
3	Less than 40% (0)	1	0
	$\Sigma f = 145$		$\Sigma fx = 431$

Average of attainment of Course outcome = $431/145=2.97$

Scaling of Course outcome = $2.97 \times 100/3 = 99\%$



Name of Department Teacher Education

SHRI RAM COLLEGE, MUZAFFARNAGAR

Session-2020-21

Name of Programme: B.Ed-1st Year


Name of Course/ Subject- Growing up as a Learner-(E-103)

Assessment of Students

S.NO	Student Name	External Marks (A)	Internal Marks (B) Class Test/ Unit Test Sessional Test	Total Direct Assessment (A+B)=C 100	70 % of C =(D) 70	Indirect Assessment			Total of Indirect Assessment (E) 50	30 % of E = (F) 15	Total Assessment (D+F)=G 85	Percentage of Marks out of 85 G*100/85
						Assignment 20	Attendance 20	Behaviour / Attitude 10				
1	AABID KHAN	47	19	66	46.2	19	18	10	47	14.1	60.3	70.94118
2	AARYA CHAUDHARY	58	20	78	54.6	20	18	9	47	14.1	68.7	80.82353
3	AASIA BATOOL	56	19	75	52.5	18	19	8	45	13.5	66	77.64706
4	AFSARA	56	20	76	53.2	18	20	10	48	14.4	67.6	79.52941
5	AKSHAY AGGARWAL	46	19	65	45.5	19	18	8	45	13.5	59	69.41176
6	AKSHITA AGGARWAL	55	20	75	52.5	18	19	9	46	13.8	66.3	78
7	ALINA ABSAR	51	20	71	49.7	19	20	9	48	14.4	64.1	75.41176
8	AMBIKA DEVI	47	19	66	46.2	20	20	8	48	14.4	60.6	71.29412
9	AMITA	45	19	64	44.8	20	18	9	47	14.1	58.9	69.29412
10	ANIDH KANT	58	20	78	54.6	18	18	8	44	13.2	67.8	79.76471
11	ANITA	46	20	66	46.2	18	19	10	47	14.1	60.3	70.94118
12	ANKIT GARG	50	19	69	48.3	19	18	8	45	13.5	61.8	72.70588
13	ANKITA GARG	54	19	73	51.1	18	19	8	45	13.5	64.6	76
14	ANKITA MITTAL	51	18	69	48.3	19	20	9	48	14.4	62.7	73.76471
15	ANSHIKA CHAUHAN	55	19	74	51.8	20	20	10	50	15	66.8	78.58824
16	ANUJ CHOUDHARY	50	19	69	48.3	18	18	9	45	13.5	61.8	72.70588
17	ANURADHA	57	20	77	53.9	19	18	8	45	13.5	67.4	79.29412
18	APARNA	57	19	76	53.2	20	19	8	47	14.1	67.3	79.17647
19	APOORVA SINGH	56	20	76	53.2	20	18	9	47	14.1	67.3	79.17647
20	ARJUN KUMAR	38	19	57	39.5	18	19	8	45	13.5	53.4	62.82353
21	ARUN KUMAR	48	19	67	46.2	18	20	9	47	14.1	61	71.76471




S.NO	Student Name	External Marks (A)	Internal Marks (B) Class Test/ Unit Test Sessional Test	Total Direct Assessment (A+B)=C 100	70 % of C = (D) 70	Indirect Assessment			Total of Indirect Assessment (E) 50	30 % of E = (F) 15	Total Assessment (D+F)=G 85	Percentage of Marks out of 85 G*100/85
						Assignment 20	Attendance 20	Behaviour / Attitude 10				
22	ARUSHI GOEL	53	19	72	50.4	19	20	9	48	14.4	64.8	76.23529
23	ASHU ALI	49	19	68	47.6	18	18	9	45	13.5	61.1	71.88235
24	AYUSH SINGHAL	48	20	68	47.6	19	18	8	45	13.5	61.1	71.88235
25	BHAWNA PANWAR	43	19	62	43.4	20	19	8	47	14.1	57.5	67.64706
26	EKTA TYAGI	50	18	68	47.6	20	18	9	47	14.1	61.7	72.58824
27	FARANNUM	48	19	67	46.9	18	18	10	46	13.8	60.7	71.41176
28	GARIMA	51	19	70	49	18	19	8	45	13.5	62.5	73.52941
29	GOURAVI TYAGI	58	19	77	53.9	19	20	9	48	14.4	68.3	80.35294
30	HARSH KAPIL	54	19	73	51.1	18	20	9	47	14.1	65.2	76.70588
31	HARSHIT KUMAR	52	20	72	50.4	19	18	9	46	13.8	64.2	75.52941
32	HEMAN	55	20	75	52.5	20	18	8	46	13.8	66.3	78
33	HINA GUPTA	54	19	73	51.1	20	19	8	47	14.1	65.2	76.70588
34	HUMAIRA HUSAIN	51	19	70	49	18	18	9	45	13.5	62.5	73.52941
35	IQRA	56	19	75	52.5	18	19	10	47	14.1	66.6	78.35294
36	ISRAR ALI	46	20	66	46.2	19	20	8	47	14.1	60.3	70.94118
37	JYOTI	49	19	68	47.6	18	20	8	46	13.8	61.4	72.23529
38	KAJAL	54	20	74	51.8	19	18	9	46	13.8	65.6	77.17647
39	KAJOL DUBEY	55	20	75	52.5	18	19	9	46	13.8	66.3	78
40	KHUSHBOO	56	19	75	52.5	19	20	8	47	14.1	66.6	78.35294
41	KIRTIKA	53	20	73	51.1	20	20	9	49	14.7	65.8	77.41176
42	KM ABBAS SAIYADA	60	20	80	56	20	18	9	47	14.1	70.1	82.47059
43	KM ANCHAL	55	20	75	52.5	18	18	8	44	13.2	65.7	77.29412
44	KM ANNU	42	20	62	43.4	18	18	8	45	13.5	56.9	66.94118
45	KM BHAVNA MITTAL	56	19	75	52.5	19	20	8	47	14.1	66.6	78.35294



S.NO	Student Name	External Marks (A)	Internal Marks (B) Class Test/ Unit Test Sessional Test	Total Direct Assessment (A+B)=C 100	70 % of C =(D) 70	Indirect Assessment			Total of Indirect Assessment (E) 50	30 % of E =(F) 15	Total Assessment (D+F)=G 85	Percentage of Marks out of 85 G*100/85
						Assignment 20	Attendance 20	Behaviour / Attitude 10				
46	KM FAIZOON	46	19	65	45.5	18	20	9	47	14.1	59.6	70.11765
47	KM GULSANAWAR	42	19	61	42.7	19	18	9	46	13.8	56.5	66.47059
48	KM HEMLATA	51	19	70	49	18	19	8	45	13.5	62.5	73.52941
49	KM KAJOL PUNDEER	45	20	65	45.5	19	20	8	47	14.1	59.6	70.11765
50	KM KIRTI MALHOTRA	49	20	69	48.3	20	20	9	49	14.7	63	74.11765
51	KM KOMAL DEVI	48	19	67	46.9	20	18	10	48	14.4	61.3	72.11765
52	KM MEHRUNISHA	49	19	68	47.6	18	18	8	44	13.2	60.8	71.52941
53	KM MOMINA	52	19	71	49.7	18	19	8	45	13.5	63.2	74.35294
54	KM NEHA	57	19	76	53.2	19	18	9	46	13.8	67	78.82353
55	KM NEHA JOSHI	51	19	70	49	18	19	10	47	14.1	63.1	74.23529
56	KM NIDHI	56	20	76	53.2	19	20	8	47	14.1	67.3	79.17647
57	KM NIDHI GAUTAM	56	20	76	53.2	20	20	9	49	14.7	67.9	79.88235
58	KM NIKHAT	51	20	71	49.7	20	18	9	47	14.1	63.8	75.05882
59	KM NISHU PAL	47	20	67	46.9	18	19	8	45	13.5	60.4	71.05882
60	KM NISHU SHARMA	58	19	77	53.9	18	20	8	46	13.8	67.7	79.64706
61	KM PARUL	53	20	73	51.1	19	20	8	47	14.1	65.2	76.70588
62	KM PINKY DEVI	40	19	59	41.3	18	18	9	45	13.5	54.8	64.47059
63	KM PREETY RANI	40	19	59	41.3	19	18	9	46	13.8	55.1	64.82353
64	KM RESHU	47	20	67	46.9	20	19	8	47	14.1	61	71.76471
65	KM RITU RANI	47	20	67	46.9	20	18	8	46	13.8	60.7	71.41176
66	KM RIYA	53	19	72	50.4	18	19	9	46	13.8	64.2	75.52941
67	KM ROCHAK CHAUDHARY	55	20	75	52.5	18	20	10	48	14.4	66.9	78.70588
68	KM RUKSHAR	56	20	76	53.2	20	18	8	47	14.1	67.3	79.17647
69	KM SABA PARVEEN	55	20	75	52.5	18	18	8	44	13.2	65.7	77.29412



S.NO	Student Name	External Marks (A)	Internal Marks (B) Class Test/ Unit Test Sessional Test	Total Direct Assessment (A+B)=C 100	70 % of C = (D) 70	Indirect Assessment			Total of Indirect Assessment (E) 50	30 % of E = (F) 15	Total Assessment (D+F)=G 85	Percentage of Marks out of 85 G*100/85
						Assignment 20	Attendance 20	Behaviour / Attitude 10				
70	KM SAKSHI	55	18	73	51.1	19	19	9	47	14.1	65.2	76.70588
71	KM SAKSHI GARG	60	19	79	55.3	18	20	10	48	14.4	69.7	82
72	KM SALIKA	55	19	74	51.8	19	20	8	47	14.1	65.9	77.52941
73	KM SEEMA PAL	58	19	77	53.9	20	18	9	47	14.1	68	80
74	KM SHALU PAL	42	19	61	42.7	20	18	9	47	14.1	56.8	66.82353
75	KM SUNAINA	55	19	74	51.8	18	19	8	45	13.5	65.3	76.82353
76	KM SUNAINA-mahesh	53	20	73	51.1	18	18	8	44	13.2	64.3	75.64706
77	KM TABASSUM ANSARI	52	20	72	50.4	19	19	8	46	13.8	64.2	75.52941
78	KM TANU SHARMA	57	19	76	53.2	18	20	9	47	14.1	67.3	79.17647
79	KM TIMSI THAKUR	54	20	74	51.8	19	20	9	48	14.4	66.2	77.88235
80	KM URVASHI GAUTAM	53	19	72	50.4	20	18	8	46	13.8	64.2	75.52941
81	KRIKA	55	19	74	51.8	20	18	8	46	13.8	65.6	77.17647
82	KULDEEP	47	20	67	46.9	18	19	9	46	13.8	60.7	71.41176
83	KUMAR VAIBHAV	58	20	78	54.6	18	18	10	46	13.8	68.4	80.47059
84	MANISHA MADAN	61	19	80	56	19	19	8	46	13.8	69.8	82.11765
85	MANISHA SAINI	58	19	77	53.9	18	20	8	46	13.8	67.7	79.64706
86	MANPREET KAUR	53	19	72	50.4	19	20	9	48	14.4	64.8	76.23529
87	MOHD MOHSIN	48	20	68	47.6	20	18	10	48	14.4	62	72.94118
88	MOHINI CHAUDHARY	51	19	70	49	20	18	8	46	13.8	62.8	73.88235
89	MOLIK SAINI	56	19	75	52.5	18	19	9	46	13.8	66.3	78
90	MONIKA	59	20	79	55.3	18	18	9	45	13.5	68.8	80.94118
91	NAINA BANSAL	55	19	74	51.8	19	19	8	46	13.8	65.6	77.17647
92	NASREEN UMAR	48	19	67	46.9	18	18	8	44	13.2	60.1	70.70588
93	NAZAR MOHAMMAD	49	20	69	48.3	19	19	8	46	13.8	62.1	73.05882



S.NO	Student Name	External Marks (A)	Internal Marks (B) Class Test/ Unit Test Sessional Test	Total Direct Assessment (A+B)=C 100	70 % of C = (D) 70	Indirect Assessment			Total of Indirect Assessment (E) 50	30 % of E = (F) 15	Total Assessment (D+F)=G 85	Percentage of Marks out of 85 G*100/85
						Assignment 20	Attendance 20	Behaviour / Attitude 10				
94	NEHA RANI	41	20	61	42.7	18	20	9	47	14.1	56.8	66.82353
95	NIDHI MALIK	56	19	75	52.5	19	20	9	48	14.4	66.9	78.70588
96	NIDHI SHRIVASTAV	56	20	76	53.2	20	18	8	46	13.8	67	78.82353
97	NISHU TYAGI	68	20	88	61.6	20	18	8	46	13.8	75.4	88.70588
98	NUTANSH MALLAN	57	20	77	53.9	20	18	9	47	14.1	68	80
99	PRACHI BALIYAN	52	19	71	49.7	18	19	10	47	14.1	63.8	75.05882
100	PRACHI NAYAK	59	19	78	54.6	18	20	8	46	13.8	68.4	80.47059
101	PRACHI SHARMA	57	19	76	53.2	19	20	8	47	14.1	67.3	79.17647
102	PRAGYA	59	19	78	54.6	18	18	9	45	13.5	68.1	80.11765
103	PREETI SHARMA	55	19	74	51.8	19	19	10	48	14.4	66.2	77.88235
104	PRIYA RANI	51	19	70	49	18	20	8	46	13.8	62.8	73.88235
105	PRIYANKA DEVI	57	20	77	53.9	19	20	9	48	14.4	68.3	80.35294
106	RADHIKA SHARMA	53	20	73	51.1	20	18	9	47	14.1	65.2	76.70588
107	RAINA BALIYAN	62	20	82	57.4	20	18	8	46	13.8	71.2	83.76471
108	RAJAT CHAUDHARY	48	20	68	47.6	18	19	8	45	13.5	61.1	71.88235
109	REETA DEVI	49	19	68	47.6	18	18	8	44	13.2	60.8	71.52941
110	REKHA DEVI	46	19	65	45.5	19	19	9	47	14.1	59.6	70.11765
111	RIDHHI	52	19	71	49.7	18	20	9	47	14.1	63.8	75.05882
112	RINKY KATARIYA	55	20	75	52.5	19	20	8	47	14.1	66.6	78.35294
113	RITIKA KARNWAL	51	20	71	49.7	20	18	8	46	13.8	63.5	74.70588
114	RITU SHARMA	51	19	70	49	20	18	9	47	14.1	63.1	74.23529
115	RUBI CHAUHAN	58	20	78	54.6	18	19	10	47	14.1	68.7	80.82353
116	SAHIL CHAUDHARY	50	19	69	48.3	18	18	8	44	13.2	61.5	72.35294
117	SAJID	42	19	61	42.7	20	18	8	46	13.8	56.5	66.47059



S.NO	Student Name	External Marks (A)	Internal Marks (B) Class Test/ Unit Test Sessional Test	Total Direct Assessment (A+B)=C 100	70 % of C =(D) 70	Indirect Assessment			Total of Indirect Assessment (E) 50	30 % of E =(F) 15	Total Assessment (D+F)=G 85	Percentage of Marks out of 85 G*100/85
						Assignment 20	Attendance 20	Behaviour / Attitude 10				
118	SAMEEM	52	19	71	49.7	19	18	9	46	13.8	63.5	74.70588
119	SAMIYA KAZMI	57	19	76	53.2	20	18	10	48	14.4	67.6	79.52941
120	SANDEEP KUMAR PAL	48	19	67	46.9	20	19	8	47	14.1	61	71.76471
121	SAPNA	55	19	74	51.8	18	18	9	45	13.5	65.3	76.82353
122	SEEMA	52	20	72	50.4	18	19	9	46	13.8	64.2	75.52941
123	SHAILY VERMA	58	20	78	54.6	19	20	8	47	14.1	68.7	80.82353
124	SHAKSHI	56	20	76	53.2	18	18	8	44	13.2	66.4	78.11765
125	SHIKHA GARG	57	20	77	53.9	19	18	8	45	13.5	67.4	79.29412
126	SHIVANI	52	19	71	49.7	20	19	9	48	14.4	64.1	75.41176
127	SHIVANI CHAUDHARY	62	20	82	57.4	20	18	9	47	14.1	71.5	84.11765
128	SHIVANI PAL	53	19	72	50.4	18	19	8	45	13.5	63.9	75.17647
129	SHRIKANT	55	19	74	51.8	18	20	8	46	13.8	65.6	77.17647
130	SHUBHAM GUPTA	53	19	72	50.4	19	20	9	48	14.4	64.8	76.23529
131	SONI RANI	53	20	73	51.1	18	18	10	46	13.8	64.9	76.35294
132	SRISHTY SWAMI	64	20	84	58.8	19	18	8	45	13.5	72.3	85.05882
133	SUDHIR KUMAR	57	20	77	53.9	20	19	8	47	14.1	68	80
134	SUMAYYA TYAGI	51	20	71	49.7	20	18	9	47	14.1	63.8	75.05882
135	SUNAINA-vedpal	55	19	74	51.8	18	19	10	47	14.1	65.9	77.52941
136	TANYA DHAKA	57	20	77	53.9	18	18	8	44	13.2	67.1	78.94118
137	VAISHALI	53	19	72	50.4	19	19	9	47	14.1	64.5	75.88235
138	VANSHIKA MALIK	63	19	82	57.4	18	20	9	47	14.1	71.5	84.11765
139	VARNIKA GARG	35	19	54	37.8	19	20	9	48	14.4	52.2	61.41176
140	VIBHUTI SHARMA	52	19	71	49.7	18	18	8	46	13.8	63.5	74.70588
141	VIDISHA	64	20	84	58.8	19	18	8	45	13.5	72.3	85.05882
142	VIJETA CHAUDHARY	47	20	67	46.9	18	18	9	45	13.5	60.4	71.05882



S.NO	Student Name	External Marks (A)	Internal Marks (B) Class Test/ Unit Test Sessional Test	Total Direct Assessment (A+B)=C 100	70 % of C =(D) 70	Indirect Assessment			Total of Indirect Assessment (E) 50	30 % of E =(F) 15	Total Assessment (D+F)=G 85	Percentage of Marks out of 85 G*100/85
						Assignment 20	Attendance 20	Behaviour / Attitude 10				
143	VINIT KUMAR	46	19	65	45.5	19	19	9	47	14.1	59.6	70.11765
144	VISHAKHA RUHELA	42	19	61	42.7	18	20	8	46	13.8	56.5	66.47059
145	YUGAL BHARDWAJ	50	19	69	48.3	19	20	9	48	14.4	62.7	73.76471



Methodology of Assessment

Growing up as a Learning

E-103

S.No	No. of Student (F)	Weightage	Fxn
1	No. of Students getting marks equal to or more than 60% (142)	3	426
2	No. of Students equal to or more than 40 % but less than 60% (3)	2	6
3	Less than 40% (0)	1	0
	$\Sigma f = 145$		$\Sigma fx = 432$

Average of attainment of Course outcome = $432/145 = 2.98$

Scaling of Course outcome = $2.98 \times 100/3 = 99.33 \%$



(Handwritten signature)

SHRI RAM COLLEGE, MUZAFFARNAGAR

Session-2020-21

Name of Department Teacher Education

Name of Programme: B.Ed-1st Year

Name of Course/ Subject- Teacher, Teaching and Technology-(E-104)

Assessment of Students

S.NO	Student Name	External Marks (A)	Internal Marks (B) Class Test/ Unit Test Sessional Test	Total Direct Assessment (A+B)=C 100	70 % of C =(D) 70	Indirect Assessment			Total of Indirect Assessment (E) 50	30 % of E = (F) 15	Total Assessment (D+F)=G 85	Percentage of Marks out of 85 G*100/85
						Assignment 20	Attendance 20	Behaviour / Attitude 10				
1	AABID KHAN	47	19	66	46.2	18	18	10	46	13.8	60	70.58824
2	AARYA CHAUDHARY	58	20	78	54.6	19	18	9	46	13.8	68.4	80.47059
3	AASIA BATOOL	56	19	75	52.5	20	19	8	47	14.1	66.6	78.35294
4	AFSARA	56	20	76	53.2	20	18	10	48	14.4	67.6	79.52941
5	AKSHAY AGGARWAL	46	19	65	45.5	18	19	8	45	13.5	59	69.41176
6	AKSHITA AGGARWAL	55	20	75	52.5	18	20	9	47	14.1	66.6	78.35294
7	ALINA ABSAR	51	20	71	49.7	19	20	9	48	14.4	64.1	75.41176
8	AMBIKA DEVI	47	19	66	46.2	18	18	8	44	13.2	59.4	69.88235
9	AMITA	45	19	64	44.8	19	18	9	46	13.8	58.6	68.94118
10	ANIDH KANT	58	20	78	54.6	20	19	8	47	14.1	68.7	80.82353
11	ANITA	46	20	66	46.2	20	18	10	48	14.4	60.6	71.29412
12	ANKIT GARG	50	19	69	48.3	18	18	8	44	13.2	61.5	72.35294
13	ANKITA GARG	54	19	73	51.1	18	19	8	45	13.5	64.6	76
14	ANKITA MITTAL	51	18	69	48.3	19	20	9	48	14.4	62.7	73.76471
15	ANSHIKA CHAUHAN	55	19	74	51.8	18	20	10	48	14.4	66.2	77.88235
16	ANUJ CHOUDHARY	50	19	69	48.3	19	18	9	46	13.8	62.1	73.05882
17	ANURADHA	57	20	77	53.9	20	18	8	46	13.8	67.7	79.64706
18	APARNA	57	19	76	53.2	20	19	8	47	14.1	67.3	79.17647
19	APOORVA SINGH	56	20	76	53.2	18	18	9	45	13.5	66.7	78.47059
20	ARJUN KUMAR	38	19	57	39.9	18	18	8	45	13.5	53.4	62.82353
21	ARUN KUMAR	48	19	67	46.9	19	20	9	48	14.4	61.3	72.11765




S.NO	Student Name	External Marks (A)	Internal Marks (B) Class Test/ Unit Test Sessional Test	Total Direct Assessment (A+B)=C 100	70 % of C = (D) 70	Indirect Assessment			Total of Indirect Assessment (E) 50	30 % of E = (F) 15	Total Assessment (D+F)=G 85	Percentage of Marks out of 85 G*100/85
						Assignment 20	Attendance 20	Behaviour / Attitude 10				
22	ARUSHI GOEL	53	19	72	50.4	18	20	9	47	14.1	64.5	75.88235
23	ASHU ALI	49	19	68	47.6	19	18	9	46	13.8	61.4	72.23529
24	AYUSH SINGHAL	48	20	68	47.6	18	19	8	45	13.5	61.1	71.88235
25	BHAWNA PANWAR	43	19	62	43.4	19	20	8	47	14.1	57.5	67.64706
26	EKTA TYAGI	50	18	68	47.6	20	20	9	49	14.7	62.3	73.29412
27	FARANNUM	48	19	67	46.9	20	18	10	48	14.4	61.3	72.11765
28	GARIMA	51	19	70	49	18	18	8	44	13.2	62.2	73.17647
29	GOURAVI TYAGI	58	19	77	53.9	18	19	9	46	13.8	67.7	79.64706
30	HARSH KAPIL	54	19	73	51.1	19	20	9	48	14.4	65.5	77.05882
31	HARSHIT KUMAR	52	20	72	50.4	18	20	9	47	14.1	64.5	75.88235
32	HEMAN	55	20	75	52.5	19	18	8	45	13.5	66	77.64706
33	HINA GUPTA	54	19	73	51.1	18	19	8	45	13.5	64.6	76
34	HUMAIRA HUSAIN	51	19	70	49	19	20	9	48	14.4	63.4	74.58824
35	IQRA	56	19	75	52.5	20	20	10	50	15	67.5	79.41176
36	ISRAR ALI	46	20	66	46.2	20	18	8	46	13.8	60	70.58824
37	JYOTI	49	19	68	47.6	18	18	8	44	13.2	60.8	71.52941
38	KAJAL	54	20	74	51.8	18	19	9	46	13.8	65.6	77.17647
39	KAJOL DUBEY	55	20	75	52.5	19	18	9	46	13.8	66.3	78
40	KHUSHBOO	56	19	75	52.5	18	19	8	45	13.5	66	77.64706
41	KIRTIKA	53	20	73	51.1	19	20	9	48	14.4	65.5	77.05882
42	KM ABBAS SAIYADA	60	20	80	56	20	20	9	49	14.7	70.7	83.17647
43	KM ANCHAL	55	20	75	52.5	20	18	8	46	13.8	66.3	78
44	KM ANNU	42	20	62	43.4	18	20	8	45	13.5	56.9	66.94118
45	KM BHAVNA MITTAL	56	19	75	52.5	18	20	8	46	13.8	66.3	78



S.NO	Student Name	External Marks (A)	Internal Marks (B) Class Test/ Unit Test Sessional Test	Total Direct Assessment (A+B)=C 100	70 % of C =(D) 70	Indirect Assessment			Total of Indirect Assessment (E) 50	30 % of E = (F) 15	Total Assessment (D+F)=G 85	Percentage of Marks out of 85 G*100/85
						Assignment 20	Attendance 20	Behaviour / Attitude 10				
46	KM FAIZOON	46	19	65	45.5	19	20	9	48	14.4	59.9	70.47059
47	KM GULSANAWAR	42	19	61	42.7	18	18	9	45	13.5	56.2	66.11765
48	KM HEMLATA	51	19	70	49	19	18	8	45	13.5	62.5	73.52941
49	KM KAJOL PUNDEER	45	20	65	45.5	20	19	8	47	14.1	59.6	70.11765
50	KM KIRTI MALHOTRA	49	20	69	48.3	20	18	9	47	14.1	62.4	73.41176
51	KM KOMAL DEVI	48	19	67	46.9	18	19	10	47	14.1	61	71.76471
52	KM MEHRUNISHA	49	19	68	47.6	18	20	8	46	13.8	61.4	72.23529
53	KM MOMINA	52	19	71	49.7	19	20	8	47	14.1	63.8	75.05882
54	KM NEHA	57	19	76	53.2	18	18	9	45	13.5	66.7	78.47059
55	KM NEHA JOSHI	51	19	70	49	19	19	10	48	14.4	63.4	74.58824
56	KM NIDHI	56	20	76	53.2	18	20	8	46	13.8	67	78.82353
57	KM NIDHI GAUTAM	56	20	76	53.2	19	20	9	48	14.4	67.6	79.52941
58	KM NIKHAT	51	20	71	49.7	20	18	9	47	14.1	63.8	75.05882
59	KM NISHU PAL	47	20	67	46.9	20	18	8	46	13.8	60.7	71.41176
60	KM NISHU SHARMA	58	19	77	53.9	18	19	8	45	13.5	67.4	79.29412
61	KM PARUL	53	20	73	51.1	18	18	8	44	13.2	64.3	75.64706
62	KM PINKY DEVI	40	19	59	41.3	19	19	9	47	14.1	55.4	65.17647
63	KM PREETY RANI	40	19	59	41.3	18	20	9	47	14.1	55.4	65.17647
64	KM RESHU	47	20	67	46.9	19	20	8	47	14.1	61	71.76471
65	KM RITU RANI	47	20	67	46.9	20	18	8	46	13.8	60.7	71.41176
66	KM RIYA	53	19	72	50.4	20	18	9	47	14.1	64.5	75.88235
67	KM ROCHAK CHAUDHARY	55	20	75	52.5	18	19	10	47	14.1	66.6	78.35294
68	KM RUKSHAR	56	20	76	53.2	18	18	8	44	13.2	66.4	78.11765
69	KM SABA PARVEEN	55	20	75	52.5	19	19	8	46	13.8	66.3	78



S.NO	Student Name	External Marks (A)	Internal Marks (B) Class Test/ Unit Test Sessional Test	Total Direct Assessment (A+B)=C 100	70 % of C =(D) 70	Indirect Assessment			Total of Indirect Assessment (E) 50	30 % of E =(F) 15	Total Assessment (D+F)=G 85	Percentage of Marks out of 85 G*100/85
						Assignment 20	Attendance 20	Behaviour / Attitude 10				
70	KM SAKSHI	55	18	73	51.1	18	20	9	47	14.1	65.2	76.70588
71	KM SAKSHI GARG	60	19	79	55.3	19	20	10	49	14.7	70	82.35294
72	KM SALIKA	55	19	74	51.8	20	18	8	46	13.8	65.6	77.17647
73	KM SEEMA PAL	58	19	77	53.9	20	18	9	47	14.1	68	80
74	KM SHALU PAL	42	19	61	42.7	18	19	9	46	13.8	56.5	66.47059
75	KM SUNAINA	55	19	74	51.8	18	18	8	44	13.2	65	76.47059
76	KM SUNAINA-mahesh	53	20	73	51.1	19	19	8	46	13.8	64.9	76.35294
77	KM TABASSUM ANSARI	52	20	72	50.4	18	18	8	44	13.2	63.6	74.82353
78	KM TANU SHARMA	57	19	76	53.2	19	19	9	47	14.1	67.3	79.17647
79	KM TIMSI THAKUR	54	20	74	51.8	18	20	9	47	14.1	65.9	77.52941
80	KM URVASHI GAUTAM	53	19	72	50.4	19	20	8	47	14.1	64.5	75.88235
81	KRIKA	55	19	74	51.8	20	18	8	46	13.8	65.6	77.17647
82	KULDEEP	47	20	67	46.9	20	18	9	47	14.1	61	71.76471
83	KUMAR VAIBHAV	58	20	78	54.6	20	18	10	48	14.4	69	81.17647
84	MANISHA MADAN	61	19	80	56	18	19	8	45	13.5	69.5	81.76471
85	MANISHA SAINI	58	19	77	53.9	18	20	8	46	13.8	67.7	79.64706
86	MANPREET KAUR	53	19	72	50.4	19	20	9	48	14.4	64.8	76.23529
87	MOHD MOHSIN	48	20	68	47.6	18	18	10	46	13.8	61.4	72.23529
88	MOHINI CHAUDHARY	51	19	70	49	19	19	8	46	13.8	62.8	73.88235
89	MOLIK SAINI	56	19	75	52.5	18	20	9	47	14.1	66.6	78.35294
90	MONIKA	59	20	79	55.3	18	18	9	45	13.5	68.8	80.94118
91	NAINA BANSAL	55	19	74	51.8	19	19	8	46	13.8	65.6	77.17647
92	NASREEN UMAR	48	19	67	46.9	19	18	8	44	13.2	60.1	70.70588
93	NAZAR MOHAMMAD	49	20	69	48.3	19	19	8	46	13.8	62.1	73.05882



S.NO	Student Name	External Marks (A)	Internal Marks (B) Class Test/ Unit Test Sessional Test	Total Direct Assessment (A+B)=C 100	70 % of C = (D) 70	Indirect Assessment			Total of Indirect Assessment (E) 50	30 % of E = (F) 15	Total Assessment (D+F)=G 85	Percentage of Marks out of 85 G*100/85
						Assignment 20	Attendance 20	Behaviour / Attitude 10				
94	NEHA RANI	41	20	61	42.7	18	20	9	47	14.1	56.8	66.82353
95	NIDHI MALIK	56	19	75	52.5	19	20	9	48	14.4	66.9	78.70588
96	NIDHI SHRIVASTAV	56	20	76	53.2	20	18	8	46	13.8	67	78.82353
97	NISHU TYAGI	68	20	88	61.6	20	18	8	46	13.8	75.4	88.70588
98	NUTANSH MALLAN	57	20	77	53.9	20	18	9	47	14.1	68	80
99	PRACHI BALIYAN	52	19	71	49.7	18	19	10	47	14.1	63.8	75.05882
100	PRACHI NAYAK	59	19	78	54.6	18	20	8	46	13.8	68.4	80.47059
101	PRACHI SHARMA	57	19	76	53.2	19	20	8	47	14.1	67.3	79.17647
102	PRAGYA	59	19	78	54.6	18	18	9	45	13.5	68.1	80.11765
103	PREETI SHARMA	55	19	74	51.8	19	19	10	48	14.4	66.2	77.88235
104	PRIYA RANI	51	19	70	49	18	20	8	46	13.8	62.8	73.88235
105	PRIYANKA DEVI	57	20	77	53.9	19	20	9	48	14.4	68.3	80.35294
106	RADHIKA SHARMA	53	20	73	51.1	20	18	9	47	14.1	65.2	76.70588
107	RAINA BALIYAN	62	20	82	57.4	20	18	8	46	13.8	71.2	83.76471
108	RAJAT CHAUDHARY	48	20	68	47.6	18	19	8	45	13.5	61.1	71.88235
109	REETA DEVI	49	19	68	47.6	18	18	8	44	13.2	60.8	71.52941
110	REKHA DEVI	46	19	65	45.5	19	19	9	47	14.1	59.6	70.11765
111	RIDHHI	52	19	71	49.7	18	20	9	47	14.1	63.8	75.05882
112	RINKY KATARIYA	55	20	75	52.5	19	20	8	47	14.1	66.6	78.35294
113	RITIKA KARNWAL	51	20	71	49.7	20	18	8	46	13.8	63.5	74.70588
114	RITU SHARMA	51	19	70	49	20	18	9	47	14.1	63.1	74.23529
115	RUBI CHAUHAN	58	20	78	54.6	18	19	10	47	14.1	68.7	80.82353
116	SAHIL CHAUDHARY	50	19	69	48.3	18	18	8	44	13.2	61.5	72.35294
117	SAJID	42	19	61	42.7	18	20	8	46	13.8	56.5	66.47059



S.NO	Student Name	External Marks (A)	Internal Marks (B) Class Test/ Unit Test Sessional Test	Total Direct Assessment (A+B)=C 100	70 % of C = (D) 70	Indirect Assessment			Total of Indirect Assessment (E) 50	30 % of E = (F) 15	Total Assessment (D+F)=G 85	Percentage of Marks out of 85 G*100/85
						Assignment 20	Attendance 20	Behaviour / Attitude 10				
118	SAMEEM	52	19	71	49.7	19	18	9	46	13.8	63.5	74.70588
119	SAMIYA KAZMI	57	19	76	53.2	20	18	10	48	14.4	67.6	79.52941
120	SANDEEP KUMAR PAL	48	19	67	46.9	20	18	8	46	13.8	60.7	71.41176
121	SAPNA	55	19	74	51.8	18	19	9	46	13.8	65.6	77.17647
122	SEEMA	52	20	72	50.4	18	18	9	45	13.5	63.9	75.17647
123	SHAILY VERMA	58	20	78	54.6	19	19	8	46	13.8	68.4	80.47059
124	SHAKSHI	56	20	76	53.2	18	20	8	46	13.8	67	78.82353
125	SHIKHA GARG	57	20	77	53.9	19	20	8	47	14.1	68	80
126	SHIVANI	52	19	71	49.7	20	18	9	47	14.1	63.8	75.05882
127	SHIVANI CHAUDHARY	62	20	82	57.4	20	18	9	47	14.1	71.5	84.11765
128	SHIVANI PAL	53	19	72	50.4	18	19	8	45	13.5	63.9	75.17647
129	SHRIKANT	55	19	74	51.8	18	18	8	44	13.2	65	76.47059
130	SHUBHAM GUPTA	53	19	72	50.4	18	20	9	47	14.1	64.5	75.88235
131	SONI RANI	53	20	73	51.1	19	18	10	47	14.1	65.2	76.70588
132	SRISHTY SWAMI	64	20	84	58.8	19	18	8	45	13.5	72.3	85.05882
133	SUDHIR KUMAR	57	20	77	53.9	20	19	8	47	14.1	68	80
134	SUMAYYA TYAGI	51	20	71	49.7	20	18	9	47	14.1	63.8	75.05882
135	SUNAINA-vedpal	55	19	74	51.8	18	19	10	47	14.1	65.9	77.52941
136	TANYA DHAKA	57	20	77	53.9	18	18	8	44	13.2	67.1	78.94118
137	VAISHALI	53	19	72	50.4	19	19	9	47	14.1	64.5	75.88235
138	VANSHIKA MALIK	63	19	82	57.4	18	18	9	45	13.5	70.9	83.41176
139	VARNIKA GARG	35	19	54	37.8	18	20	9	47	14.1	51.9	61.05882
140	VIBHUTI SHARMA	52	19	71	49.7	19	18	8	45	13.5	63.2	74.35294
141	VIDISHA	64	20	84	58.8	19	18	8	45	13.5	72.3	85.05882
142	VIJETA CHAUDHARY	47	20	67	46.9	20	18	9	48	14.4	61.3	72.11765



S.NO	Student Name	External Marks (A)	Internal Marks (B) Class Test/ Unit Test Sessional Test	Total Direct Assessment (A+B)=C 100	70 % of C =(D) 70	Indirect Assessment			Total of Indirect Assessment (E) 50	30 % of E = (F) 15	Total Assessment (D+F)=G 85	Percentage of Marks out of 85 G*100/85
						Assignment 20	Attendance 20	Behaviour / Attitude 10				
143	VINIT KUMAR	46	19	65	45.5	20	18	9	47	14.1	59.6	70.11765
144	VISHAKHA RUHELA	42	19	61	42.7	18	19	8	45	13.5	56.2	66.11765
145	YUGAL BHARDWAJ	50	19	69	48.3	18	18	9	45	13.5	61.8	72.70588



Methodology of Assessment

Teacher, Teaching & Technology

E-104

S.No	No. of Student (F)	Weightage	Fxn
1	No. of Students getting marks equal to or more than 60% (141)	3	423
2	No. of Students equal to or more than 40 % but less than 60% (4)	2	8
3	Less than 40% (0)	1	0
	$\Sigma f = 145$		$\Sigma fx = 431$

Average of attainment of Course outcome = $431/145 = 2.97$

Scaling of Course outcome = $2.97 \times 100/3 = 99\%$



SHRI RAM COLLEGE, MUZAFFARNAGAR

Name of Department Teacher Education

Name of Programme: B.Ed-2nd Year

Name of Course/ Subject-Creating an Inclusive School

Assessment of Students

Batch
Session: 2019-20


Semester - 2020-21

E-301


S.NO	Student Name	External Marks (A)	Internal Marks (B) Class Test/ Unit Test Sessional Test	Total Direct Assessment (A+B)=C 100	70 % of C =(D) 70	Indirect Assessment			Total of Indirect Assessment (E) 50	30 % of E =(F) 15	Total Assessment (D+F)=G 85	Percentage of Marks out of 85 G*100/85
						Assignment 20	Attendance 20	Behaviour / Attitude 10				
1	AAMIR	28	9	37	25.9	18	19	8	45	13.5	39.4	46.35294118
2	AARJU	24	10	34	23.8	19	18	9	46	13.8	37.6	44.23529412
3	ABHISHEK KUMAR	27	9	36	25.2	20	20	9	49	14.7	39.9	46.94117647
4	ALKA RANI	16	9	25	17.5	18	18	8	44	13.2	30.7	36.11764706
5	AMIT KUMAR	23	9	32	22.4	18	19	10	47	14.1	36.5	42.94117647
6	ANAM ZAIDI	21	9	30	21	19	19	9	47	14.1	35.1	41.29411765
7	ANIL KUMAR	20	9	29	20.3	18	18	8	44	13.2	33.5	39.41176471
8	ANIL KUMAR	20	10	30	21	19	18	8	45	13.5	34.5	40.58823529
9	ANJALI RANI	24	9	33	23.1	19	19	9	47	14.1	37.2	43.76470588
10	ANUJ KUMAR	27	9	36	25.2	18	19	10	47	14.1	39.3	46.23529412
11	ARCHANA SHARMA	18	9	27	18.9	20	18	9	47	14.1	33	38.82352941
12	ARJUN KUMAR KANNAUJIYA	12	10	22	15.4	18	18	8	44	13.2	28.6	33.64705882
13	ARJUN SINGH	22	9	31	21.7	19	18	8	45	13.5	35.2	41.41176471
14	ARTI PAL	28	9	37	25.9	19	19	9	47	14.1	40	47.05882353
15	ARUN KUMAR SINGH	20	9	29	20.3	18	20	9	47	14.1	34.4	40.47058824
16	ASHANSHI TOMAR	29	10	39	27.3	18	18	10	46	13.8	41.1	48.35294118
17	BHARAT KUMAR	21	10	31	21.7	19	18	9	46	13.8	35.5	41.76470588
18	BUSHRA	23	9	32	22.4	19	19	9	47	14.1	36.5	42.94117647
19	CHAND MOHAMMAD	31	9	40	28	18	18	9	45	13.5	41.5	48.82352941
20	CHHAYA MALIK	28	10	38	26.6	18	19	8	45	13.5	40.1	47.17647059
21	CHHOTU RAM	19	9	28	19.6	18	19	9	46	13.8	33.4	39.29411765
22	DEEPAK KUMAR	24	9	33	23.1	19	18	8	45	13.5	36.6	43.05882353
23	DEEPAKAR SINGH RAWAT	20	10	30	21	20	18	8	48	14.4	35.4	41.64705882
24	DEEPIKA	25	9	34	23.8	18	18	9	45	13.5	37.3	43.88235294




S.NO	Student Name	External Marks (A)	Internal Marks (B) Class Test/ Unit Test Sessional Test	Total Direct Assessment (A+B)=C 100	70 % of C =(D) 70	Indirect Assessment			Total of Indirect Assessment (E) 50	30 % of E = (F) 15	Total Assessment (D+F)=G 85	Percentage of Marks out of 85 G*100/85
						Assignment 20	Attendance 20	Behaviour / Attitude 10				
25	DILSHANA	20	10	30	21	18	19	8	45	13.5	34.5	40.58823529
26	DIVYA MITTAL	26	9	35	24.5	19	19	9	47	14.1	38.6	45.41176471
27	EKTA SAINI	27	9	36	25.2	18	18	10	46	13.8	39	45.88235294
28	EKTA SINGHAL	24	9	33	23.1	19	18	8	45	13.5	36.6	43.05882353
29	GANDHAR GAUTAM JAIN	22	10	32	22.4	19	19	9	47	14.1	36.5	42.94117647
30	GEETIKA GARG	34	9	43	30.1	18	19	9	46	13.8	43.9	51.64705882
31	GHAZALA PARVEEN	23	9	32	22.4	20	18	8	46	13.8	36.2	42.58823529
32	HIMANI GARG	22	9	31	21.7	18	18	10	46	13.8	35.5	41.76470588
33	HIMANSHU VERMA	19	9	28	19.6	19	18	9	46	13.8	33.4	39.29411765
34	HITU RATHI	24	10	34	23.8	19	19	8	46	13.8	37.6	44.23529412
35	INDU CHAUDHARY	25	10	35	24.5	18	18	8	44	13.2	37.7	44.35294118
36	JAHNVI	33	10	43	30.1	18	19	9	46	13.8	43.9	51.64705882
37	KAJAL	23	9	32	22.4	19	18	10	47	14.1	36.5	42.94117647
38	KANAK CHAUHAN	22	9	31	21.7	19	19	9	47	14.1	35.8	42.11764706
39	KAPIL DEV DHIMAN	22	10	32	22.4	18	19	8	45	13.5	35.9	42.23529412
40	KAPIL KUMAR	17	9	26	18.2	18	18	8	44	13.2	31.4	36.94117647
41	KEERTI	20	9	29	20.3	18	20	9	47	14.1	34.4	40.47058824
42	KM AAKANKSHI	30	9	39	27.3	19	18	9	46	13.8	41.1	48.35294118
43	KM AMRITA PANCHAL	26	9	35	24.5	18	19	10	47	14.1	38.6	45.41176471
44	KM ANSHU	19	10	29	20.3	19	19	9	47	14.1	34.4	40.47058824
45	KM ANU TOMAR	23	9	32	22.4	18	18	9	45	13.5	35.9	42.23529412
46	KM BABY KUMARI	22	10	32	22.4	19	18	9	46	13.8	36.2	42.58823529
47	KM BINNI	16	9	25	17.5	19	19	8	46	13.8	31.3	36.82352941
48	KM BINNY SINGHAL	22	10	32	22.4	18	19	9	46	13.8	36.2	42.58823529
49	KM FAREEN	27	10	37	25.9	20	18	8	46	13.8	39.7	46.70588235
50	KM HIMANSHI GAUTAM	25	10	35	24.5	18	18	8	44	13.2	37.7	44.35294118
51	KM MEENU	22	9	31	21.7	19	18	9	46	13.8	35.5	41.76470588
52	KM MONIKA DEVI	20	9	29	20.3	19	18	8	46	13.8	34.1	40.11764706



S.NO	Student Name	External Marks (A)	Internal Marks (B) Class Test/ Unit Test Sessional Test	Total Direct Assessment (A+B)=C 100	70 % of C =(D) 70	Indirect Assessment			Total of Indirect Assessment (E) 50	30 % of E = (F) 15	Total Assessment (D+F)=G 85	Percentage of Marks out of 85 G*100/85
						Assignment 20	Attendance 20	Behaviour / Attitude 10				
53	KM MONIKA DHIMAN	23	10	33	23.1	18	18	9	45	13.5	36.6	43.05882353
54	KM NEETU	22	9	31	21.7	18	19	10	47	14.1	35.8	42.11764706
55	KM NEETU	24	9	33	23.1	19	18	8	45	13.5	36.6	43.05882353
56	KM PRAGYA	24	9	33	23.1	19	19	8	46	13.8	36.9	43.41176471
57	KM PREETI	26	9	35	24.5	18	19	9	46	13.8	38.3	45.05882353
58	KM RAHIL ANJUM	23	9	32	22.4	18	18	10	46	13.8	36.2	42.58823529
59	KM RAVITA	23	9	32	22.4	18	20	9	47	14.1	36.5	42.94117647
60	KM REETA KUMARI	22	9	31	21.7	19	18	8	45	13.5	35.2	41.41176471
61	KM RUPAL ANEJA	29	10	39	27.3	18	19	8	45	13.5	40.8	48
62	KM SAKSHI	20	10	30	21	19	19	9	47	14.1	35.1	41.29411765
63	KM SHALINI	18	9	27	18.9	18	18	9	45	13.5	32.4	38.11764706
64	KM SHUBHI DHIMAN	22	10	32	22.4	19	18	10	47	14.1	36.5	42.94117647
65	KM SHUMAYLA	19	9	28	19.6	19	19	9	47	14.1	33.7	39.64705882
66	KM SONIYA	22	9	31	21.7	18	19	9	46	13.8	35.5	41.76470588
67	KM TANU PAL	21	10	31	21.7	20	18	9	47	14.1	35.8	42.11764706
68	KM VAISHALI	24	9	33	23.1	18	18	8	44	13.2	36.3	42.70588235
69	KM VAISHALI	20	10	30	21	19	18	9	46	13.8	34.8	40.94117647
70	KM. MUZAYYANA FATIMA	30	10	40	28	19	19	8	46	13.8	41.8	49.17647059
71	KM. SANDHYA GOEL	27	10	37	25.9	18	18	8	44	13.2	39.1	46
72	KOHENOOR	25	9	34	23.8	18	19	9	46	13.8	37.6	44.23529412
73	KOMAL PUNDIR	24	10	34	23.8	19	18	8	45	13.5	37.3	43.88235294
74	KOVID GARG	22	10	32	22.4	19	19	9	47	14.1	36.5	42.94117647
75	KULDEEP MALIK	24	10	34	23.8	18	19	8	45	13.5	37.3	43.88235294
76	KUMARI SWATI	24	10	34	23.8	18	18	8	44	13.2	37	43.52941176
77	LAIBA	21	9	30	21	18	20	9	47	14.1	35.1	41.29411765
78	LAKSHYA KHURANA	21	9	30	21	19	18	10	47	14.1	35.1	41.29411765
79	LAKSHYA KUMAR	24	9	33	23.1	18	19	9	46	13.8	36.9	43.41176471
80	LALITA	26	9	35	24.5	19	19	8	46	13.8	38.3	45.05882353




S.NO	Student Name	External Marks (A)	Internal Marks (B) Class Test/ Unit Test Sessional Test	Total Direct Assessment (A+B)=C 100	70 % of C =(D) 70	Indirect Assessment			Total of Indirect Assessment (E) 50	30 % of E = (F) 15	Total Assessment (D+F)=G 85	Percentage of Marks out of 85 G*100/85
						Assignment 20	Attendance 20	Behaviour / Attitude 10				
81	LAVANYA PUNDIR	22	10	32	22.4	18	18	8	44	13.2	35.6	41.88235294
82	LAVY CHAUDHARY	27	10	37	25.9	19	18	9	46	13.8	39.7	46.70588235
83	MAHENOOR	24	9	33	23.1	19	19	9	47	14.1	37.2	43.76470588
84	MANSI JAIN	23	9	32	22.4	18	19	10	47	14.1	36.5	42.94117647
85	MANU RAJ	21	9	30	21	20	18	9	47	14.1	35.1	41.29411765
86	MEENAKSHI	26	9	35	24.5	18	18	9	45	13.5	38	44.70588235
87	MEENAKSHI PANCHAL	22	9	31	21.7	19	18	9	46	13.8	35.5	41.76470588
88	MEGHA	28	10	38	26.6	19	19	8	46	13.8	40.4	47.52941176
89	MITALI RAVAT	22	10	32	22.4	18	18	9	45	13.5	35.9	42.23529412
90	MOHD ASLAM	29	9	38	26.6	18	19	8	45	13.5	40.1	47.17647059
91	MOHD HASIB SUBHANI	20	9	29	20.3	19	18	8	45	13.5	33.8	39.76470588
92	MOHD IMRAN	28	10	38	26.6	19	19	9	47	14.1	40.7	47.88235294
93	MOHD KHALID ANSARI	28	10	38	26.6	18	19	8	45	13.5	40.1	47.17647059
94	MOHIT KUMAR	27	9	36	25.2	18	18	9	45	13.5	38.7	45.52941176
95	MOHSIN	15	9	24	16.8	18	20	8	46	13.8	30.6	36
96	MONIKA KUMARI	19	9	28	19.6	19	18	8	45	13.5	33.1	38.94117647
97	MONIKA SHARMA	30	10	40	28	18	19	9	46	13.8	41.8	49.17647059
98	NANDITA SINGH	21	9	30	21	19	19	10	48	14.4	35.4	41.64705882
99	NAVEEN KUMAR	20	9	29	20.3	18	18	9	45	13.5	33.8	39.76470588
100	NAVNEET KAKRAN	26	9	35	24.5	19	18	8	45	13.5	38	44.70588235
101	NAZMEEN ANSARI	30	9	39	27.3	19	19	8	46	13.8	41.1	48.35294118
102	NEHA GAUR	24	10	34	23.8	18	19	9	46	13.8	37.6	44.23529412
103	NEHA SAINI	29	9	38	26.6	20	18	9	47	14.1	40.7	47.88235294
104	NIDHI CHOUDHARY	28	10	38	26.6	18	18	10	46	13.8	40.4	47.52941176
105	NIDHI MACHAL	27	9	36	25.2	19	18	9	46	13.8	39	45.88235294
106	NIGAM CHOUDHARY	20	10	30	21	18	19	9	47	14.1	35.1	41.29411765
107	NIKETA	29	9	38	26.6	18	18	9	45	13.5	40.1	47.17647059
108	NIKHIL KUMAR	28	10	38	26.6	18	18	8	45	13.5	40.1	47.17647059




S.NO	Student Name	External Marks (A)	Internal Marks (B) Class Test/ Unit Test Sessional Test	Total Direct Assessment (A+B)=C 100	70 % of C =(D) 70	Indirect Assessment			Total of Indirect Assessment (E) 50	30 % of E = (F) 15	Total Assessment (D+F)=G 85	Percentage of Marks out of 85 G*100/85
						Assignment 20	Attendance 20	Behaviour / Attitude 10				
109	NIKITA PANWAR	31	9	40	28	19	18	9	46	13.8	41.8	49.17647059
110	NISHA SHARMA	26	9	35	24.5	19	19	8	46	13.8	38.3	45.05882353
111	NISHANT CLAIWAL	30	10	40	28	18	19	8	45	13.5	41.5	48.82352941
112	NISHU	24	10	34	23.8	18	18	9	45	13.5	37.3	43.88235294
113	PANKAJ KUMAR	30	9	39	27.3	18	20	8	46	13.8	41.1	48.35294118
114	PAWAN KUMAR	29	10	39	27.3	19	18	9	46	13.8	41.1	48.35294118
115	POOJA SAINI	24	9	33	23.1	18	19	8	45	13.5	36.6	43.05882353
116	POOJA SINGHAL	23	9	32	22.4	19	19	8	46	13.8	36.2	42.58823529
117	POVIN	20	10	30	21	18	18	9	45	13.5	34.5	40.58823529
118	PRACHI DEVI	23	9	32	22.4	19	18	10	47	14.1	36.5	42.94117647
119	PRAGYA KAUSHIK	21	10	31	21.7	19	19	9	47	14.1	35.8	42.11764706
120	PRAJVAL RATHI	21	10	31	21.7	18	19	8	45	13.5	35.2	41.41176471
121	PRAKASHA GAUTAM	25	9	34	23.8	20	18	8	46	13.8	37.6	44.23529412
122	PRAKRATI KULSHRESHTH	26	10	36	25.2	18	18	9	45	13.5	38.7	45.52941176
123	PRASHANT KUMAR	23	9	32	22.4	19	18	9	46	13.8	36.2	42.58823529
124	PREETI	29	9	38	26.6	19	19	10	48	14.4	41	48.23529412
125	PRERNA	23	9	32	22.4	18	18	9	45	13.5	35.9	42.23529412
126	PRIYA AHLAWAT	28	9	37	25.9	18	19	9	46	13.8	39.7	46.70588235
127	PRIYANKA	29	10	39	27.3	19	18	9	46	13.8	41.1	48.35294118
128	PRIYANKA	22	10	32	22.4	19	19	8	46	13.8	36.2	42.58823529
129	PRIYANKA SAHARAVAT	26	10	36	25.2	18	19	9	46	13.8	39	45.88235294
130	PUNAM DEVI	28	9	37	25.9	18	18	8	44	13.2	39.1	46
131	RACHNA	22	9	31	21.7	18	20	8	46	13.8	35.5	41.76470588
132	RAHUL SAINI	26	9	35	24.5	19	18	9	46	13.8	38.3	45.05882353
133	RAJNEESH	24	9	33	23.1	18	19	8	45	13.5	36.6	43.05882353
134	RAJU VERMA	32	9	41	28.7	19	19	9	47	14.1	42.8	50.35294118
135	RASHMI BALYAN	32	10	42	29.4	19	19	8	44	13.2	42.6	50.11764706
136	RAVI PANWAR	31	9	40	28	19	19	8	45	13.5	41.5	48.82352941



S.NO	Student Name	External Marks (A)	Internal Marks (B) Class Test/ Unit Test Sessional Test	Total Direct Assessment (A+B)=C 100	70 % of C =(D) 70	Indirect Assessment			Total of Indirect Assessment (E) 50	30 % of E = (F) 15	Total Assessment (D+F)=G 85	Percentage of Marks out of 85 G*100/85
						Assignment 20	Attendance 20	Behaviour / Attitude 10				
137	RAVIKANT DHIMAN	29	10	39	27.3	19	19	9	47	14.1	41.4	48.70588235
138	REENA	32	9	41	28.7	18	19	10	47	14.1	42.8	50.35294118
139	REENA KUMARI	27	10	37	25.9	20	18	9	47	14.1	40	47.05882353
140	REETU	24	9	33	23.1	18	18	8	44	13.2	36.3	42.70588235
141	RITIKA BALIYAN	29	10	39	27.3	19	18	8	45	13.5	40.8	48
142	ROHIT KUMAR	23	9	32	22.4	19	19	9	47	14.1	36.5	42.94117647
143	RUCHI	27	9	36	25.2	18	18	9	45	13.5	38.7	45.52941176
144	RUHKSAR	32	9	41	28.7	18	19	10	47	14.1	42.8	50.35294118
145	RUMA RANI	21	9	30	21	19	18	9	46	13.8	34.8	40.94117647
146	RUPA RATHI	27	9	36	25.2	19	19	9	47	14.1	39.3	46.23529412
147	SACHIN KUMAR	26	9	35	24.5	18	19	9	46	13.8	38.3	45.05882353
148	SAKSHI BALIYAN	29	9	38	26.6	18	18	8	44	13.2	39.8	46.82352941
149	SAKSHI MITTAL	29	10	39	27.3	18	20	9	47	14.1	41.4	48.70588235
150	SAMEENA KHATOON	22	9	31	21.7	19	18	8	45	13.5	35.2	41.41176471
151	SAMREEN ZAIDI	20	9	29	20.3	18	19	8	45	13.5	33.8	39.76470588
152	SANAT FATMA	27	10	37	25.9	19	19	9	47	14.1	40	47.05882353
153	SAPANA SINGHAL	25	10	35	24.5	18	18	8	44	13.2	37.7	44.35294118
154	SATAKSHI SANGAL	AB	9	9	6.3	19	18	9	46	13.8	20.1	23.64705882
155	SAWAN BALIYAN	24	9	33	23.1	19	19	8	46	13.8	36.9	43.41176471
156	SHALU	23	9	32	22.4	18	19	8	45	13.5	35.9	42.23529412
157	SHIBA	27	10	37	25.9	20	18	9	47	14.1	40	47.05882353
158	SHIKHA PAL	23	10	33	23.1	18	18	10	46	13.8	36.9	43.41176471
159	SHILPY SAINI	20	9	29	20.3	19	18	9	46	13.8	34.1	40.11764706
160	SHIVANGI GUPTA	27	10	37	25.9	19	19	8	46	13.8	39.7	46.70588235
161	SHIVANI	23	9	32	22.4	18	18	8	44	13.2	35.6	41.88235294
162	SHOBHNA CHAUDHARY	18	9	27	18.9	18	19	9	46	13.8	32.7	38.47058824
163	SHRUTIKA GARG	19	9	28	19.6	19	19	9	46	13.8	33.4	39.29411765
164	SHUBHAM	23	9	32	22.4	19	19	10	48	14.4	36.8	43.29411765



S.NO	Student Name	External Marks (A)	Internal Marks (B) Class Test/ Unit Test Sessional Test	Total Direct Assessment (A+B)=C 100	70 % of C =(D) 70	Indirect Assessment			Total of Indirect Assessment (E) 50	30 % of E = (F) 15	Total Assessment (D+F)=G 85	Percentage of Marks out of 85 G*100/85
						Assignment 20	Attendance 20	Behaviour / Attitude 10				
165	SHUBHAM	21	10	31	21.7	18	19	9	46	13.8	35.5	41.76470588
166	SHUBHAM KATARIYA	AB	9	9	6.3	18	18	9	45	13.5	19.8	23.29411765
167	SHWETA SHARMA	21	10	31	21.7	18	20	9	47	14.1	35.8	42.11764706
168	SONAL	29	9	38	26.6	19	18	8	45	13.5	40.1	47.17647059
169	SONALI	26	9	35	24.5	18	19	9	46	13.8	38.3	45.05882353
170	SONIYA	25	9	34	23.8	19	19	8	46	13.8	37.6	44.23529412
171	SOYAB ALI	24	10	34	23.8	18	18	8	44	13.2	37	43.52941176
172	SUDHEER KUMAR	24	10	34	23.8	19	18	9	46	13.8	37.6	44.23529412
173	SUJATA DHIMAN	21	10	31	21.7	19	19	8	46	13.8	35.5	41.76470588
174	SURBHI CHAUDHARY	28	10	38	26.6	18	19	9	46	13.8	40.4	47.52941176
175	SWATI TYAGI	20	9	29	20.3	20	18	8	46	13.8	34.1	40.11764706
176	SWEETY MALIK	25	10	35	24.5	18	18	8	44	13.2	37.7	44.35294118
177	TANU	20	10	30	21	19	18	9	46	13.8	34.8	40.94117647
178	TANU RATHI	24	10	34	23.8	19	19	10	48	14.4	38.2	44.94117647
179	TANU SHREE	26	10	36	25.2	18	18	9	45	13.5	38.7	45.52941176
180	UMA BHARTI	28	10	38	26.6	18	19	8	45	13.5	40.1	47.17647059
181	URVASHI	25	9	34	23.8	19	18	8	45	13.5	37.3	43.88235294
182	VAISHALI SAINI	28	10	38	26.6	19	18	9	46	13.8	40.4	47.52941176
183	VARSA	27	10	37	25.9	18	18	9	45	13.5	39.4	46.35294118
184	VIDUSHI BANSAL	26	9	35	24.5	18	19	10	47	14.1	38.6	45.41176471
185	VIJAY DHIMAN	23	9	32	22.4	18	19	9	46	13.8	36.2	42.58823529
186	VIKAS KUMAR	21	9	30	21	19	18	9	46	13.8	34.8	40.94117647
187	VIPUL VERMA	29	10	39	27.3	18	18	9	45	13.5	40.8	48
188	VISHAKHA JAIN	29	9	38	26.6	19	18	8	45	13.5	40.1	47.17647059
189	VIVEK SHARMA	28	10	38	26.6	18	19	9	46	13.8	40.4	47.52941176
190	VRINDA JAIN	27	10	37	25.9	19	18	8	45	13.5	39.4	46.35294118
191	YASMEEN	29	9	38	26.6	19	19	8	46	13.8	40.4	47.52941176
192	YOGENDRA KUMAR	15	10	25	17.5	18	18	9	45	13.5	31	36.47058824



Methodology of Assessment

Creating an Inclusive School

E-301

S.No	No. of Student (F)	Weightage	Fxn
1	No. of Students getting marks equal to or more than 60% (170)	3	510
2	No. of Students equal to or more than 40 % but less than 60% (22)	2	44
3	Less than 40% (0)	1	0
	$\Sigma f = 192$		$\Sigma fx = 554$

Average of attainment of Course outcome = $554/192 = 2.88$

Scaling of Course outcome = $2.88 \times 100/3 = 96 \%$



[Handwritten signature]

SHRI RAM COLLEGE, MUZAFFARNAGAR

Name of Department Teacher Education

Session: 2019-20

Name of Programme: B.Ed-2nd Year

Name of Course/ Subject Gender, School and Society


Assessment of Students

E-302

S.NO	Student Name	External Marks (A)	Internal Marks (B) Class Test/ Unit Test Sessional Test	Total Direct Assessment (A+B)=C 100	70 % of C = (D) 70	Indirect Assessment			Total of Indirect Assessment (E) 50	30 % of E = (F) 15	Total Assessment (D+F)=G 85	Percentage of Marks out of 85 G*100/85
						Assignment 20	Attendance 20	Behaviour / Attitude 10				
1	AAMIR	21	9	30	21	19	18	8	45	13.5	34.5	40.58823529
2	AARJU	22	10	32	22.4	19	18	10	47	14.1	36.5	42.94117647
3	ABHISHEK KUMAR	21	9	30	21	20	20	9	49	14.7	35.7	42
4	ALKA RANI	20	10	30	21	18	18	9	45	13.5	34.5	40.58823529
5	AMIT KUMAR	21	9	30	21	18	19	10	47	14.1	35.1	41.29411765
6	ANAM ZAIDI	25	9	34	23.8	19	19	9	47	14.1	37.9	44.58823529
7	ANIL KUMAR	18	9	27	18.9	18	18	8	44	13.2	32.1	37.76470588
8	ANIL KUMAR	17	10	27	18.9	19	18	8	45	13.5	32.4	38.11764706
9	ANJALI RANI	23	9	32	22.4	19	19	9	47	14.1	36.5	42.94117647
10	ANUJ KUMAR	18	9	27	18.9	18	19	10	47	14.1	33	38.82352941
11	ARCHANA SHARMA	15	10	25	17.5	20	18	9	47	14.1	31.6	37.17647059
12	ARJUN KUMAR KANNAUJTYA	14	10	24	16.8	18	18	8	44	13.2	30	35.29411765
13	ARJUN SINGH	17	9	26	18.2	19	18	8	45	13.5	31.7	37.29411765
14	ARTI PAL	20	9	29	20.3	19	19	9	47	14.1	34.4	40.47058824
15	ARUN KUMAR SINGH	17	10	27	18.9	18	20	9	47	14.1	33	38.82352941
16	ASHANSHI TOMAR	24	9	33	23.1	18	18	10	46	13.8	36.9	43.41176471
17	BHARAT KUMAR	21	10	31	21.7	19	18	9	46	13.8	35.5	41.76470588
18	BUSHRA	23	9	32	22.4	19	19	9	47	14.1	36.5	42.94117647
19	CHAND MOHAMMAD	22	9	31	21.7	18	18	9	45	13.5	35.2	41.41176471
20	CHHAYA MALIK	24	10	34	23.8	18	19	8	45	13.5	37.3	43.88235294
21	CHHOTU RAM	16	9	25	17.5	18	19	9	46	13.8	31.3	36.82352941
22	DEEPAK KUMAR	24	9	33	23.1	19	18	8	45	13.5	36.6	43.05882353
23	DEEPAKAR SINGH RAWAT	22	10	32	22.4	20	20	8	48	14.4	36.8	43.29411765
24	DEEPIKA	23	9	32	22.4	19	18	9	45	13.5	35.9	42.23529412



S.NO	Student Name	External Marks (A)	Internal Marks (B) Class Test/ Unit Test Sessional Test	Total Direct Assessment (A+B)=C 100	70 % of C = (D) 70	Indirect Assessment			Total of Indirect Assessment (E) 50	30 % of E = (F) 15	Total Assessment (D+F)=G 85	Percentage of Marks out of 85 G*100/85
						Assignment 20	Attendance 20	Behaviour / Attitude 10				
25	DILSHANA	20	10	30	21	18	19	8	45	13.5	34.5	40.58823529
26	DIVYA MITTAL	25	9	34	23.8	19	19	9	47	14.1	37.9	44.58823529
27	EKTA SAINI	23	9	32	22.4	18	18	10	46	13.8	36.2	42.58823529
28	EKTA SINGHAL	25	9	34	23.8	19	18	8	45	13.5	37.3	43.88235294
29	GANDHAR GAUTAM JAIN	23	10	33	23.1	19	19	9	47	14.1	37.2	43.76470588
30	GEETIKA GARG	24	10	34	23.8	18	19	9	46	13.8	37.6	44.23529412
31	GHAZALA PARVEEN	22	10	32	22.4	20	18	8	46	13.8	36.2	42.58823529
32	HIMANI GARG	25	9	34	23.8	18	18	10	46	13.8	37.6	44.23529412
33	HIMANSHU VERMA	21	9	30	21	19	18	9	46	13.8	34.8	40.94117647
34	HITU RATHI	AB	9	9	6.3	19	19	8	46	13.8	20.1	23.64705882
35	INDU CHAUDHARY	26	10	36	25.2	18	18	8	44	13.2	38.4	45.17647059
36	JAHNVI	22	10	32	22.4	18	19	9	46	13.8	36.2	42.58823529
37	KAJAL	26	9	35	24.5	19	18	10	47	14.1	38.6	45.41176471
38	KANAK CHALUHAN	27	10	37	25.9	19	19	9	47	14.1	40	47.05882353
39	KAPIL DEV DHIMAN	18	10	28	19.6	18	19	8	45	13.5	33.1	38.94117647
40	KAPIL KUMAR	22	9	31	21.7	18	18	8	44	13.2	34.9	41.05882353
41	KEERTI	24	9	33	23.1	18	20	9	47	14.1	37.2	43.76470588
42	KM AAKANKSHI	26	9	35	24.5	19	18	9	46	13.8	38.3	45.05882353
43	KM AMRITA PANCHAL	23	9	32	22.4	18	19	10	47	14.1	36.5	42.94117647
44	KM ANSHU	23	10	33	23.1	19	19	9	47	14.1	37.2	43.76470588
45	KM ANU TOMAR	25	9	34	23.8	18	18	9	45	13.5	37.3	43.88235294
46	KM BABY KUMARI	25	9	34	23.8	19	18	9	46	13.8	37.6	44.23529412
47	KM BINNI	21	9	30	21	19	19	8	46	13.8	34.8	40.94117647
48	KM BINNY SINGHAL	20	9	29	20.3	18	19	9	46	13.8	34.1	40.11764706
49	KM FAREEN	24	9	33	23.1	20	18	8	46	13.8	36.9	43.41176471
50	KM HIMANSHI GAUTAM	30	10	40	28	18	18	8	44	13.2	41.2	48.47058824
51	KM MEENU	22	9	31	21.7	19	18	9	46	13.8	35.5	41.76470588
52	KM MONIKA DEVI	29	9	38	26.6	19	19	8	46	13.8	40.4	47.52941176



S.NO	Student Name	External Marks (A)	Internal Marks (B) Class Test/ Unit Test Sessional Test	Total Direct Assessment (A+B)=C 100	70 % of C = (D) 70	Indirect Assessment			Total of Indirect Assessment (E) 50	30 % of E = (F) 15	Total Assessment (D+F)=G 85	Percentage of Marks out of 85 G*100/85
						Assignment 20	Attendance 20	Behaviour / Attitude 10				
53	KM MONIKA DHIMAN	29	10	39	27.3	18	18	9	45	13.5	40.8	48
54	KM NEETU	28	9	37	25.9	18	19	10	47	14.1	40	47.05882353
55	KM NEETU	29	9	38	26.6	19	18	8	45	13.5	40.1	47.17647059
56	KM PRAGYA	26	10	36	25.2	19	19	8	46	13.8	39	45.88235294
57	KM PREETI	34	9	43	30.1	18	19	9	46	13.8	43.9	51.64705882
58	KM RAHIL ANJUM	32	9	41	28.7	18	18	10	46	13.8	42.5	50
59	KM RAVITA	27	9	36	25.2	18	20	9	47	14.1	39.3	46.23529412
60	KM REETA KUMARI	28	9	37	25.9	19	18	8	45	13.5	39.4	46.35294118
61	KM RUPAL ANEJA	22	9	31	21.7	18	19	8	45	13.5	35.2	41.41176471
62	KM SAKSHI	32	9	41	28.7	19	19	9	47	14.1	42.8	50.35294118
63	KM SHALINI	AB	9	9	6.3	18	18	9	45	13.5	19.8	23.29411765
64	KM SHUBHI DHIMAN	24	9	33	23.1	19	18	10	47	14.1	37.2	43.76470588
65	KM SHUMAYLA	35	9	44	30.8	19	19	9	47	14.1	44.9	52.82352941
66	KM SONIYA	26	9	35	24.5	18	19	9	46	13.8	38.3	45.05882353
67	KM TANU PAL	23	9	32	22.4	20	18	9	47	14.1	36.5	42.94117647
68	KM VAISHALI	23	9	32	22.4	18	18	8	44	13.2	35.6	41.88235294
69	KM VAISHALI	23	9	32	22.4	19	18	9	46	13.8	36.2	42.58823529
70	KM. MUZAYYANA FATIMA	26	10	36	25.2	19	19	8	46	13.8	39	45.88235294
71	KM. SANDHYA GOEL	28	10	38	26.6	18	18	8	44	13.2	39.8	46.82352941
72	KOHENOOR	27	9	36	25.2	18	19	9	46	13.8	39	45.88235294
73	KOMAL PUNDIR	28	9	37	25.9	19	18	8	45	13.5	39.4	46.35294118
74	KOVID GARG	AB	10	10	7	19	19	9	47	14.1	21.1	24.82352941
75	KULDEEP MALIK	22	10	32	22.4	18	19	8	45	13.5	35.9	42.23529412
76	KUMARI SWATI	22	10	32	22.4	18	18	8	44	13.2	35.6	41.88235294
77	LAIBA	22	9	31	21.7	18	20	9	47	14.1	35.8	42.11764706
78	LAKSHYA KHURANA	23	9	32	22.4	19	18	10	47	14.1	36.5	42.94117647
79	LAKSHYA KUMAR	17	9	26	18.2	18	18	9	46	13.8	32	37.64705882
80	LALITA	26	9	35	24.5	18	18	8	46	13.8	38.3	45.05882353




S.NO	Student Name	External Marks (A)	Internal Marks (B) Class Test/ Unit Test Sessional Test	Total Direct Assessment (A+B)=C 100	70 % of C = (D) 70	Indirect Assessment			Total of Indirect Assessment (E) 50	30 % of E = (F) 15	Total Assessment (D+F)=G 85	Percentage of Marks out of 85 G*100/85
						Assignment 20	Attendance 20	Behaviour / Attitude 10				
81	LAVANYA PUNDIR	31	10	41	28.7	18	18	8	44	13.2	41.9	49.29411765
82	LAVY CHAUDHARY	31	10	41	28.7	19	18	9	46	13.8	42.5	50
83	MAHENOOR	30	9	39	27.3	19	19	9	47	14.1	41.4	48.70588235
84	MANSI JAIN	32	9	41	28.7	18	19	10	47	14.1	42.8	50.35294118
85	MANU RAJ	28	9	37	25.9	20	18	9	47	14.1	40	47.05882353
86	MEENAKSHI	25	10	35	24.5	18	18	9	45	13.5	38	44.70588235
87	MEENAKSHI PANCHAL	26	9	35	24.5	19	18	9	46	13.8	38.3	45.05882353
88	MEGHA	24	10	34	23.8	19	19	8	46	13.8	37.6	44.23529412
89	MITALI RAVAT	34	9	43	30.1	18	18	9	45	13.5	43.6	51.29411765
90	MOHD ASLAM	29	9	38	26.6	18	19	8	45	13.5	40.1	47.17647059
91	MOHD HASIB SUBHANI	28	9	37	25.9	19	18	8	45	13.5	39.4	46.35294118
92	MOHD IMRAN	23	10	33	23.1	19	19	9	47	14.1	37.2	43.76470588
93	MOHD KHALID ANSARI	27	9	36	25.2	18	19	8	45	13.5	38.7	45.52941176
94	MOHIT KUMAR	23	9	32	22.4	18	18	9	45	13.5	35.9	42.23529412
95	MOHSIN	18	9	27	18.9	18	20	8	46	13.8	32.7	38.47058824
96	MONIKA KUMARI	25	9	34	23.8	19	18	8	45	13.5	37.3	43.88235294
97	MONIKA SHARMA	24	10	34	23.8	18	19	8	45	13.5	37.3	43.88235294
98	NANDITA SINGH	30	9	39	27.3	19	18	9	46	13.8	41.1	48.35294118
99	NAVEEN KUMAR	24	9	33	23.1	20	20	9	49	14.7	37.8	44.47058824
100	NAVNEET KAKRAN	27	9	36	25.2	18	18	8	44	13.2	38.4	45.17647059
101	NAZMEEN ANSARI	28	9	37	25.9	18	19	10	47	14.1	40	47.05882353
102	NEHA GAUR	27	10	37	25.9	19	19	9	47	14.1	40	47.05882353
103	NEHA SAINI	28	9	37	25.9	18	18	8	44	13.2	39.1	46
104	NIDHI CHOUDHARY	25	9	34	23.8	19	18	8	45	13.5	37.3	43.88235294
105	NIDHI MACHAL	28	9	37	25.9	19	19	9	47	14.1	40	47.05882353
106	NIGAM CHOUDHARY	25	9	34	23.8	19	19	10	47	14.1	37.9	44.58823529
107	NIKETA	24	9	33	23.1	19	19	9	47	14.1	37.2	43.76470588
108	NIKHIL KUMAR	26	10	36	25.2	18	18	8	44	13.2	38.4	45.17647059




S.NO	Student Name	External Marks (A)	Internal Marks (B) Class Test/ Unit Test Sessional Test	Total Direct Assessment (A+B)=C 100	70 % of C =(D) 70	Indirect Assessment			Total of Indirect Assessment (E) 50	30 % of E = (F) 15	Total Assessment (D+F)=G 85	Percentage of Marks out of 85 G*100/85
						Assignment 20	Attendance 20	Behaviour / Attitude 10				
109	NIKITA PANWAR	26	9	35	24.5	19	18	8	45	13.5	38	44.70588235
110	NISHA SHARMA	25	9	34	23.8	19	19	9	47	14.1	37.9	44.58823529
111	NISHANT CLAIWAL	26	10	36	25.2	18	20	9	47	14.1	39.3	46.23529412
112	NISHU	29	10	39	27.3	18	18	10	46	13.8	41.1	48.35294118
113	PANKAJ KUMAR	29	9	38	26.6	19	18	9	46	13.8	40.4	47.52941176
114	PAWAN KUMAR	26	9	35	24.5	19	19	9	47	14.1	38.6	45.41176471
115	POOJA SAINI	26	9	35	24.5	18	18	9	45	13.5	38	44.70588235
116	POOJA SINGHAL	27	9	36	25.2	18	19	8	45	13.5	38.7	45.52941176
117	POVIN	25	10	35	24.5	18	19	9	46	13.8	38.3	45.05882353
118	PRACHI DEVI	32	9	41	28.7	19	18	8	45	13.5	42.2	49.64705882
119	PRAGYA KAUSHIK	28	10	38	26.6	20	20	8	48	14.4	41	48.23529412
120	PRAJVAL RATHI	18	10	28	19.6	18	18	9	45	13.5	33.1	38.94117647
121	PRAKASHA GAUTAM	24	9	33	23.1	18	19	8	45	13.5	36.6	43.05882353
122	PRAKRATI KULSHRESHTH	25	10	35	24.5	19	19	9	47	14.1	38.6	45.41176471
123	PRASHANT KUMAR	18	9	27	18.9	18	18	10	46	13.8	32.7	38.47058824
124	PREETI	23	9	32	22.4	19	18	8	45	13.5	35.9	42.23529412
125	PRERNA	31	9	40	28	19	19	9	47	14.1	42.1	49.52941176
126	PRIYA AHLAWAT	28	9	37	25.9	18	19	9	46	13.8	39.7	46.70588235
127	PRIYANKA	27	10	37	25.9	20	18	8	46	13.8	39.7	46.70588235
128	PRIYANKA	26	10	36	25.2	18	18	10	46	13.8	39	45.88235294
129	PRIYANKA SAHARAVAT	26	10	36	25.2	19	18	9	46	13.8	39	45.88235294
130	PUNAM DEVI	23	9	32	22.4	19	19	8	46	13.8	36.2	42.58823529
131	RACHNA	28	9	37	25.9	18	18	8	44	13.2	39.1	46
132	RAHUL SAINI	22	9	31	21.7	18	19	9	46	13.8	35.5	41.76470588
133	RAJNEESH	25	9	34	23.8	19	18	10	47	14.1	37.9	44.58823529
134	RAJU VERMA	20	9	29	20.3	18	18	9	47	14.1	34.4	40.47058824
135	RASHMI BALIYAN	29	10	39	27.3	18	18	8	45	13.5	40.8	48
136	RAVI PANWAR	27	9	36	25.2	18	18	8	44	13.2	38.4	45.17647059



S.NO	Student Name	External Marks (A)	Internal Marks (B) Class Test/ Unit Test Sessional Test	Total Direct Assessment (A+B)=C 100	70 % of C = (D) 70	Indirect Assessment			Total of Indirect Assessment (E) 50	30 % of E = (F) 15	Total Assessment (D+F)=G 85	Percentage of Marks out of 85 G*100/85
						Assignment 20	Attendance 20	Behaviour / Attitude 10				
137	RAVIKANT DHIMAN	22	10	32	22.4	18	20	9	47	14.1	36.5	42.94117647
138	REENA	26	9	35	24.5	19	18	9	46	13.8	38.3	45.05882353
139	REENA KUMARI	16	9	25	17.5	18	19	10	47	14.1	31.6	37.17647059
140	REETU	20	9	29	20.3	19	19	9	47	14.1	34.4	40.47058824
141	RITIKA BALIYAN	24	9	33	23.1	18	18	9	45	13.5	36.6	43.05882353
142	ROHIT KUMAR	17	9	26	18.2	19	18	9	46	13.8	32	37.64705882
143	RUCHI	29	9	38	26.6	19	19	8	46	13.8	40.4	47.52941176
144	RUHSAR	24	9	33	23.1	18	19	9	46	13.8	36.9	43.41176471
145	RUMA RANI	20	9	29	20.3	20	18	8	46	13.8	34.1	40.11764706
146	RUPA RATHI	27	9	36	25.2	18	18	8	44	13.2	38.4	45.17647059
147	SACHIN KUMAR	27	9	36	25.2	19	18	9	46	13.8	39	45.88235294
148	SAKSHI BALIYAN	23	9	32	22.4	19	19	8	46	13.8	36.2	42.58823529
149	SAKSHI MITTAL	25	9	34	23.8	18	18	9	45	13.5	37.3	43.88235294
150	SAMEENA KHATOON	26	9	35	24.5	18	19	10	47	14.1	38.6	45.41176471
151	SAMREEN ZAIDI	21	9	30	21	19	18	8	45	13.5	34.5	40.58823529
152	SANAT FATMA	27	10	37	25.9	19	19	8	46	13.8	39.7	46.70588235
153	SAPANA SINGHAL	30	10	40	28	18	19	9	46	13.8	41.8	49.17647059
154	SATAKSHI SANGAL	AB	10	9	6.3	18	18	10	46	13.8	20.1	23.64705882
155	SAWAN BALIYAN	25	9	34	23.8	18	20	9	47	14.1	37.9	44.58823529
156	SHALU	27	9	36	25.2	19	18	8	45	13.5	38.7	45.52941176
157	SHIBA	31	9	40	28	18	19	8	45	13.5	41.5	48.82352941
158	SHIKHA PAL	24	9	33	23.1	19	19	9	47	14.1	37.2	43.76470588
159	SHILPY SAINI	32	9	41	28.7	18	18	9	45	13.5	42.2	49.64705882
160	SHIVANGI GUPTA	32	10	42	29.4	19	18	10	47	14.1	43.5	51.17647059
161	SHIVANI	23	9	32	22.4	19	19	9	47	14.1	36.5	42.94117647
162	SHOBHNA CHAUDHARY	16	9	25	17.5	18	19	9	46	13.8	31.3	36.82352941
163	SHRUTIKA GARG	21	9	30	21	18	18	9	47	14.1	35.1	41.29411765
164	SHUBHAM	31	9	40	28	18	18	8	44	13.2	41.2	48.47058824



S.NO	Student Name	External Marks (A)	Internal Marks (B) Class Test/ Unit Test Sessional Test	Total Direct Assessment (A+B)=C 100	70 % of C = (D) 70	Indirect Assessment			Total of Indirect Assessment (E) 50	30 % of E = (F) 15	Total Assessment (D+F)=G 85	Percentage of Marks out of 85 G*100/85
						Assignment 20	Attendance 20	Behaviour / Attitude 10				
165	SHUBHAM	22	9	31	21.7	19	18	9	46	13.8	35.5	41.76470588
166	SHUBHAM KATARIYA	AB	9	9	6.3	19	19	8	46	13.8	20.1	23.64705882
167	SHWETA SHARMA	24	10	34	23.8	18	18	8	44	13.2	37	43.52941176
168	SONAL	27	9	36	25.2	18	19	9	46	13.8	39	45.88235294
169	SONALI	27	9	36	25.2	19	18	8	45	13.5	38.7	45.52941176
170	SONIYA	20	9	29	20.3	19	19	9	47	14.1	34.4	40.47058824
171	SOYAB ALI	25	9	34	23.8	18	19	8	45	13.5	37.3	43.88235294
172	SUDHEER KUMAR	24	10	34	23.8	18	18	8	44	13.2	37	43.52941176
173	SUJATA DHIMAN	28	9	37	25.9	18	20	9	47	14.1	40	47.05882353
174	SURBHI CHAUDHARY	30	10	40	28	19	18	10	47	14.1	42.1	49.52941176
175	SWATI TYAGI	26	9	35	24.5	18	19	9	46	13.8	38.3	45.05882353
176	SWEETY MALIK	24	10	34	23.8	19	19	8	46	13.8	37.6	44.23529412
177	TANU	24	9	33	23.1	18	18	8	44	13.2	36.3	42.70588235
178	TANU RATHI	22	9	31	21.7	19	18	9	46	13.8	35.5	41.76470588
179	TANU SHREE	23	9	32	22.4	19	19	9	47	14.1	36.5	42.94117647
180	UMA BHARTI	27	9	36	25.2	18	19	10	47	14.1	39.3	46.23529412
181	URVASHI	26	9	35	24.5	20	18	9	47	14.1	38.6	45.41176471
182	VAISHALI SAINI	24	9	33	23.1	18	18	9	45	13.5	36.6	43.05882353
183	VARSA	23	9	32	22.4	19	18	9	46	13.8	36.2	42.58823529
184	VIDUSHI BANSAL	22	9	31	21.7	19	19	8	46	13.8	35.5	41.76470588
185	VIJAY DHIMAN	22	9	31	21.7	18	18	9	45	13.5	35.2	41.41176471
186	VIKAS KUMAR	21	10	31	21.7	18	19	8	45	13.5	35.2	41.41176471
187	VIPUL VERMA	24	9	33	23.1	19	18	8	45	13.5	36.6	43.05882353
188	VISHAKHA JAIN	25	9	34	23.8	19	19	9	47	14.1	37.9	44.58823529
189	VIVEK SHARMA	29	10	39	27.3	20	19	8	47	14.1	41.4	48.70588235
190	VRINDA JAIN	28	9	37	25.9	18	18	9	45	13.5	39.4	46.35294118
191	YASMEEN	25	10	35	24.5	18	20	8	46	13.8	38.3	45.05882353
192	YOGENDRA KUMAR	24	9	33	23.1	19	18	8	45	13.5	36.6	43.05882353



Methodology of Assessment

Gender, School and Society

E-302

S.No	No. of Student (F)	Weightage	Fxn
1	No. of Students getting marks equal to or more than 60% (170)	3	510
2	No. of Students equal to or more than 40 % but less than 60% (22)	2	44
3	Less than 40% (0)	1	0
	$\Sigma f = 192$		$\Sigma fx = 554$

Average of attainment of Course outcome = $554/192 = 2.88\%$

Scaling of Course outcome = $2.88 \times 100/3 = 96\%$



SHRI RAM COLLEGE, MUZAFFARNAGAR

Name of Department Teacher Education

Session: 2019-20


Name of Programme: B.Ed-2nd Year

Name of Course/ Subject- Knowledge, Language and Curriculum

Assessment of Students

E-303

S.NO	Student Name	External Marks (A)	Internal Marks (B) Class Test/ Unit Test Sessional Test	Total Direct Assessment (A+B)=C 100	70 % of C =(D) 70	Indirect Assessment			Total of Indirect Assessment (E) 50	30 % of E = (F) 15	Total Assessment (D+F)=G 85	Percentage of Marks out of 85 G*100/85
						Assignment 20	Attendance 20	Behaviour / Attitude 10				
1	AAMIR	26	9	35	24.5	20	19	8	47	14.1	38.6	45.41176471
2	AARJU	26	9	35	24.5	19	18	10	47	14.1	38.6	45.41176471
3	ABHISHEK KUMAR	26	9	35	24.5	19	19	9	47	14.1	38.6	45.41176471
4	ALKA RANI	21	10	31	21.7	18	18	9	45	13.5	35.2	41.41176471
5	AMIT KUMAR	24	9	33	23.1	18	19	10	47	14.1	37.2	43.76470588
6	ANAM ZAIDI	27	9	36	25.2	19	19	9	47	14.1	39.3	46.23529412
7	ANIL KUMAR	24	9	33	23.1	18	18	8	44	13.2	36.3	42.70588235
8	ANIL KUMAR	24	10	34	23.8	19	18	8	45	13.5	37.3	43.88235294
9	ANJALI RANI	28	10	38	26.6	19	19	9	47	14.1	40.7	47.88235294
10	ANUJ KUMAR	26	9	35	24.5	18	19	10	47	14.1	38.6	45.41176471
11	ARCHANA SHARMA	20	9	29	20.3	20	18	9	47	14.1	34.4	40.47058824
12	ARJUN KUMAR KANNAUJIYA	22	9	31	21.7	18	18	8	44	13.2	34.9	41.05882353
13	ARJUN SINGH	27	9	36	25.2	19	18	8	45	13.5	38.7	45.52941176
14	ARTI PAL	28	9	37	25.9	19	19	9	47	14.1	40	47.05882353
15	ARUN KUMAR SINGH	27	9	36	25.2	18	20	9	47	14.1	39.3	46.23529412
16	ASHANSHI TOMAR	28	9	37	25.9	18	18	10	46	13.8	39.7	46.70588235
17	BHARAT KUMAR	28	9	37	25.9	19	18	9	46	13.8	39.7	46.70588235
18	BUSHRA	25	9	34	23.8	19	19	9	47	14.1	37.9	44.58823529
19	CHAND MOHAMMAD	30	9	39	27.3	18	18	10	46	13.8	41.1	48.35294118
20	CHHAYA MALIK	30	9	39	27.3	18	19	10	47	14.1	41.4	48.70588235
21	CHHOTU RAM	26	9	35	24.5	18	19	9	46	13.8	38.3	45.05882353
22	DEEPAK KUMAR	25	9	34	23.8	19	18	8	45	13.5	37.3	43.88235294
23	DEEPANKAR SINGH RAWAT	20	9	29	20.3	20	20	8	48	14.4	34.7	40.82352941
24	DEEPIKA	29	9	38	26.6	18	18	9	45	13.5	40.1	47.17647059



S.NO	Student Name	External Marks (A)	Internal Marks (B) Class Test/ Unit Test Sessional Test	Total Direct Assessment (A+B)=C 100	70 % of C =(D) 70	Indirect Assessment			Total of Indirect Assessment (E) 50	30 % of E =(F) 15	Total Assessment (D+F)=G 85	Percentage of Marks out of 85 G*100/85
						Assignment 20	Attendance 20	Behaviour / Attitude 10				
25	DILSHANA	24	9	33	23.1	18	19	8	45	13.5	36.6	43.05882353
26	DIVYA MITTAL	29	10	39	27.3	19	19	9	47	14.1	41.4	48.70588235
27	EKTA SAINI	29	10	39	27.3	18	18	10	46	13.8	41.1	48.35294118
28	EKTA SINGHAL	28	10	38	26.6	19	18	8	45	13.5	40.1	47.17647059
29	GANDHAR GAUTAM JAIN	25	9	34	23.8	19	19	9	47	14.1	37.9	44.58823529
30	GEETIKA GARG	26	10	36	25.2	18	19	9	46	13.8	39	45.88235294
31	GHAZALA PARVEEN	23	9	32	22.4	20	18	8	46	13.8	36.2	42.58823529
32	HIMANI GARG	24	10	34	23.8	18	18	10	46	13.8	37.6	44.23529412
33	HIMANSHU VERMA	25	10	35	24.5	19	18	9	46	13.8	38.3	45.05882353
34	HITU RATHI	AB	10	9	6.3	19	19	8	46	13.8	20.1	23.64705882
35	INDU CHAUDHARY	24	10	34	23.8	18	18	8	44	13.2	37	43.52941176
36	JAHNVI	29	9	38	26.6	18	19	9	46	13.8	40.4	47.52941176
37	KAJAL	28	9	37	25.9	19	18	10	47	14.1	40	47.05882353
38	KANAK CHAUHAN	27	9	36	25.2	19	19	9	47	14.1	39.3	46.23529412
39	KAPIL DEV DHIMAN	23	9	32	22.4	18	19	8	45	13.5	35.9	42.23529412
40	KAPIL KUMAR	27	9	36	25.2	18	18	8	44	13.2	38.4	45.17647059
41	KEERTI	24	9	33	23.1	18	20	9	47	14.1	37.2	43.76470588
42	KM AAKANKSHI	29	10	39	27.3	19	18	9	46	13.8	41.1	48.35294118
43	KM AMRITA PANCHAL	28	10	38	26.6	18	19	10	47	14.1	40.7	47.88235294
44	KM ANSHU	27	9	36	25.2	19	19	9	47	14.1	39.3	46.23529412
45	KM ANU TOMAR	26	10	36	25.2	18	18	9	45	13.5	38.7	45.52941176
46	KM BABY KUMARI	28	10	38	26.6	19	18	9	46	13.8	40.4	47.52941176
47	KM BINNI	26	10	36	25.2	19	19	8	46	13.8	39	45.88235294
48	KM BINNY SINGHAL	24	9	33	23.1	18	19	9	46	13.8	36.9	43.41176471
49	KM FAREEN	25	9	34	23.8	20	18	8	46	13.8	37.6	44.23529412
50	KM HIMANSHI GAUTAM	26	9	35	24.5	19	18	8	44	13.2	37.7	44.35294118
51	KM MEENU	26	10	36	25.2	19	18	9	46	13.8	39	45.88235294
52	KM MONIKA DEVI	30	9	39	27.3	19	19	8	46	13.8	41.1	48.35294118




S.NO	Student Name	External Marks (A)	Internal Marks (B) Class Test/ Unit Test Sessional Test	Total Direct Assessment (A+B)=C 100	70 % of C = (D) 70	Indirect Assessment			Total of Indirect Assessment (E) 50	30 % of E = (F) 15	Total Assessment (D+F)=G 85	Percentage of Marks out of 85 G*100/85
						Assignment 20	Attendance 20	Behaviour / Attitude 10				
53	KM MONIKA DHIMAN	23	9	32	22.4	18	18	9	45	13.5	35.9	42.23529412
54	KM NEETU	32	10	42	29.4	18	19	10	47	14.1	43.5	51.17647059
55	KM NEETU	30	10	40	28	19	18	8	45	13.5	41.5	48.82352941
56	KM PRAGYA	34	9	43	30.1	19	19	8	46	13.8	43.9	51.64705882
57	KM PREETI	27	10	37	25.9	18	19	9	46	13.8	39.7	46.70588235
58	KM RAHIL ANJUM	26	9	35	24.5	18	18	10	46	13.8	38.3	45.05882353
59	KM RAVITA	26	9	35	24.5	18	20	9	47	14.1	38.6	45.41176471
60	KM REETA KUMARI	20	10	30	21	19	18	8	45	13.5	34.5	40.58823529
61	KM RUPAL ANEJA	27	9	36	25.2	18	19	8	45	13.5	38.7	45.52941176
62	KM SAKSHI	AB	10	10	7	19	19	9	47	14.1	21.1	24.82352941
63	KM SHALINI	25	10	9	6.3	18	18	9	45	13.5	19.8	23.29411765
64	KM SHUBHI DHIMAN	32	9	41	28.7	19	18	10	47	14.1	42.8	50.35294118
65	KM SHUMAYLA	27	10	37	25.9	19	19	9	47	14.1	40	47.05882353
66	KM SONIYA	27	10	37	25.9	18	19	9	46	13.8	39.7	46.70588235
67	KM TANU PAL	26	9	35	24.5	20	18	9	47	14.1	38.6	45.41176471
68	KM VAISHALI	28	10	38	26.6	18	18	8	44	13.2	39.8	46.82352941
69	KM VAISHALI	31	9	40	28	19	18	9	46	13.8	41.8	49.17647059
70	KM. MUZAYYANA FATIMA	30	9	39	27.3	19	19	8	46	13.8	41.1	48.35294118
71	KM. SANDHYA GOEL	27	9	36	25.2	18	18	8	44	13.2	38.4	45.17647059
72	KOHENOOR	30	10	40	28	18	19	9	46	13.8	41.8	49.17647059
73	KOMAL PUNDIR	AB	9	9	6.3	19	18	8	45	13.5	19.8	23.29411765
74	KOVID GARG	28	10	10	7	19	19	9	47	14.1	21.1	24.82352941
75	KULDEEP MALIK	27	9	36	25.2	18	19	8	45	13.5	38.7	45.52941176
76	KUMARI SWATI	23	9	32	22.4	18	18	8	44	13.2	35.6	41.88235294
77	LAIBA	23	9	32	22.4	18	20	9	47	14.1	36.5	42.94117647
78	LAKSHYA KHURANA	22	9	31	21.7	18	18	10	47	14.1	35.8	42.11764706
79	LAKSHYA KUMAR	25	9	34	23.8	18	19	9	46	13.8	37.6	44.23529412
80	LALITA	35	10	45	31.5	19	19	8	46	13.8	45.3	53.29411765



S.NO	Student Name	External Marks (A)	Internal Marks (B) Class Test/ Unit Test Sessional Test	Total Direct Assessment (A+B)=C 100	70 % of C = (D) 70	Indirect Assessment			Total of Indirect Assessment (E) 50	30 % of E = (F) 15	Total Assessment (D+F)=G 85	Percentage of Marks out of 85 G*100/85
						Assignment 20	Attendance 20	Behaviour / Attitude 10				
81	LAVANYA PUNDIR	24	9	33	23.1	18	18	8	44	13.2	36.3	42.70588235
82	LAVY CHAUDHARY	28	9	37	25.9	19	18	9	46	13.8	39.7	46.70588235
83	MAHENOOR	24	9	33	23.1	19	19	9	47	14.1	37.2	43.76470588
84	MANSI JAIN	25	9	34	23.8	18	19	10	47	14.1	37.9	44.58823529
85	MANU RAJ	23	9	32	22.4	20	18	9	47	14.1	36.5	42.94117647
86	MEENAKSHI	27	9	36	25.2	18	18	9	45	13.5	38.7	45.52941176
87	MEENAKSHI PANCHAL	20	10	30	21	19	18	9	46	13.8	34.8	40.94117647
88	MEGHA	25	9	34	23.8	19	19	8	46	13.8	37.6	44.23529412
89	MITALI RAVAT	24	10	34	23.8	18	18	9	45	13.5	37.3	43.88235294
90	MOHD ASLAM	28	9	37	25.9	18	19	8	45	13.5	39.4	46.35294118
91	MOHD HASIB SUBHANI	24	9	33	23.1	19	18	8	45	13.5	36.6	43.05882353
92	MOHD IMRAN	26	9	35	24.5	19	19	9	47	14.1	38.6	45.41176471
93	MOHD KHALID ANSARI	29	9	38	26.6	18	19	8	45	13.5	40.1	47.17647059
94	MOHIT KUMAR	24	9	33	23.1	18	18	9	45	13.5	36.6	43.05882353
95	MOHSIN	21	9	30	21	18	20	8	46	13.8	34.8	40.94117647
96	MONIKA KUMARI	30	9	39	27.3	19	18	9	46	13.8	41.1	48.35294118
97	MONIKA SHARMA	30	9	39	27.3	18	19	10	47	14.1	41.4	48.70588235
98	NANDITA SINGH	28	9	37	25.9	19	18	9	46	13.8	39.7	46.70588235
99	NAVEEN KUMAR	27	9	36	25.2	20	20	9	49	14.7	39.9	46.94117647
100	NAVNEET KAKRAN	30	9	39	27.3	18	18	8	44	13.2	40.5	47.64705882
101	NAZMEEN ANSARI	31	9	40	28	18	19	10	47	14.1	42.1	49.52941176
102	NEHA GAUR	30	9	39	27.3	19	19	9	47	14.1	41.4	48.70588235
103	NEHA SAINI	31	9	40	28	18	18	8	44	13.2	41.2	48.47058824
104	NIDHI CHOUDHARY	28	9	37	25.9	19	18	8	45	13.5	39.4	46.35294118
105	NIDHI MACHAL	30	10	40	28	19	19	9	47	14.1	42.1	49.52941176
106	NIGAM CHOUDHARY	23	9	32	22.4	18	19	10	47	14.1	36.5	42.94117647
107	NIKETA	27	9	36	25.2	18	18	9	47	14.1	39.3	46.23529412
108	NIKHIL KUMAR	26	9	35	23.1	18	18	8	44	13.2	37.7	44.35294118



S.NO	Student Name	External Marks (A)	Internal Marks (B) Class Test/ Unit Test Sessional Test	Total Direct Assessment (A+B)=C 100	70 % of C =(D) 70	Indirect Assessment			Total of Indirect Assessment (E) 50	30 % of E =(F) 15	Total Assessment (D+F)=G 85	Percentage of Marks out of 85 G*100/85
						Assignment 20	Attendance 20	Behaviour / Attitude 10				
109	NIKITA PANWAR	27	9	36	25.2	19	18	8	45	13.5	38.7	45.52941176
110	NISHA SHARMA	28	9	37	25.9	19	19	9	47	14.1	40	47.05882353
111	NISHANT CLAIWAL	30	9	39	27.3	18	20	9	47	14.1	41.4	48.70588235
112	NISHU	27	9	36	25.2	18	18	10	46	13.8	39	45.88235294
113	PANKAJ KUMAR	23	10	33	23.1	19	18	9	46	13.8	36.9	43.41176471
114	PAWAN KUMAR	20	9	29	20.3	19	19	9	47	14.1	34.4	40.47058824
115	POOJA SAINI	28	9	37	25.9	18	18	9	45	13.5	39.4	46.35294118
116	POOJA SINGHAL	21	9	30	21	18	18	8	44	13.2	34.2	40.23529412
117	POVIN	28	9	37	25.9	19	18	8	45	13.5	39.4	46.35294118
118	PRACHI DEVI	29	10	39	27.3	19	19	9	47	14.1	41.4	48.70588235
119	PRAGYA KAUSHIK	30	9	39	27.3	18	19	10	47	14.1	41.4	48.70588235
120	PRAJVAL RATHI	23	9	32	22.4	20	18	9	47	14.1	36.5	42.94117647
121	PRAKASHA GAUTAM	30	9	39	27.3	18	18	8	44	13.2	40.5	47.64705882
122	PRAKRATI KULSHRESHTH	28	9	37	25.9	19	18	8	45	13.5	39.4	46.35294118
123	PRASHANT KUMAR	26	9	35	24.5	19	19	9	47	14.1	38.6	45.41176471
124	PREETI	30	9	39	27.3	18	20	9	47	14.1	41.4	48.70588235
125	PRERNA	31	10	41	28.7	18	18	9	45	13.5	42.2	49.64705882
126	PRIYA AHLAWAT	30	9	39	27.3	19	18	9	46	13.8	41.1	48.35294118
127	PRIYANKA	30	9	39	27.3	19	19	9	47	14.1	41.4	48.70588235
128	PRIYANKA	29	9	38	26.6	18	18	9	45	13.5	40.1	47.17647059
129	PRIYANKA SAHARAVAT	30	9	39	27.3	18	19	8	45	13.5	40.8	48
130	PUNAM DEVI	28	9	37	25.9	18	19	9	46	13.8	39.7	46.70588235
131	RACHNA	29	9	38	26.6	19	18	8	45	13.5	40.1	47.17647059
132	RAHUL SAINI	22	10	32	22.4	20	20	8	48	14.4	36.8	43.29411765
133	RAJNEESH	27	9	36	25.2	18	18	9	45	13.5	38.7	45.52941176
134	RAJU VERMA	24	9	33	23.1	19	19	8	45	13.5	36.6	43.05882353
135	RASHMI BALIYAN	26	9	35	24.5	19	19	9	47	14.1	38.6	45.41176471
136	RAVI PANWAR	26	10	36	25.2	18	18	10	46	13.8	39	45.88235294



S.NO	Student Name	External Marks (A)	Internal Marks (B) Class Test/ Unit Test Sessional Test	Total Direct Assessment (A+B)=C 100	70 % of C = (D) 70	Indirect Assessment			Total of Indirect Assessment (E) 50	30 % of E = (F) 15	Total Assessment (D+F)=G 85	Percentage of Marks out of 85 G*100/85
						Assignment 20	Attendance 20	Behaviour / Attitude 10				
137	RAVIKANT DHIMAN	25	9	34	23.8	19	18	8	45	13.5	37.3	43.88235294
138	REENA	30	9	39	27.3	19	19	9	47	14.1	41.4	48.70588235
139	REENA KUMARI	22	9	31	21.7	18	19	9	46	13.8	35.5	41.76470588
140	REETU	24	10	34	23.8	20	18	8	46	13.8	37.6	44.23529412
141	RITIKA BALYAN	25	10	35	24.5	18	18	10	46	13.8	38.3	45.05882353
142	ROHIT KUMAR	20	9	29	20.3	19	18	9	46	13.8	34.1	40.11764706
143	RUCHI	30	10	40	28	19	19	8	46	13.8	41.8	49.17647059
144	RUKHSAR	27	10	37	25.9	18	18	9	45	13.5	39.4	46.35294118
145	RUMA RANI	26	9	35	24.5	18	19	9	46	13.8	38.3	45.05882353
146	RUPA RATHI	26	9	35	24.5	19	18	10	47	14.1	38.6	45.41176471
147	SACHIN KUMAR	25	9	34	23.8	19	19	9	47	14.1	37.9	44.58823529
148	SAKSHI BALYAN	AB	9	9	6.3	18	19	8	45	13.5	19.8	23.29411765
149	SAKSHI MITTAL	28	9	37	25.9	18	19	9	46	13.8	39.7	46.70588235
149	SAKSHI MITTAL	28	9	37	25.9	18	19	9	47	14.1	42.1	49.52941176
150	SAMEENA KHATOON	30	10	40	28	18	20	9	46	13.8	38.3	45.05882353
151	SAMREEN ZAIDI	26	9	35	24.5	19	18	9	46	13.8	38.3	45.05882353
152	SANAT FATMA	28	9	37	25.9	18	19	10	47	14.1	40	47.05882353
153	SAPANA SINGHAL	28	9	37	25.9	19	19	9	47	14.1	40	47.05882353
154	SATAKSHI SANGAL	AB	9	9	6.3	18	18	9	45	13.5	19.8	23.29411765
155	SAWAN BALYAN	24	9	33	23.1	19	18	9	46	13.8	36.9	43.41176471
155	SAWAN BALYAN	24	9	33	23.1	19	18	9	46	13.8	40.4	47.52941176
156	SHALU	28	10	38	26.6	19	19	8	46	13.8	39.7	46.70588235
157	SHIBA	27	10	37	25.9	18	19	9	46	13.8	39.7	46.70588235
157	SHIBA	27	10	37	25.9	18	19	9	46	13.8	40.4	47.52941176
158	SHIKHA PAL	28	10	38	26.6	20	18	8	46	13.8	40.4	47.52941176
158	SHIKHA PAL	28	10	38	26.6	20	18	8	46	13.8	41.9	49.29411765
159	SHILPY SAINI	31	10	41	28.7	18	18	8	44	13.2	41.9	49.29411765
159	SHILPY SAINI	31	10	41	28.7	18	18	8	44	13.2	39.7	46.70588235
160	SHIVANGI GUPTA	28	9	37	25.9	19	18	9	46	13.8	39.7	46.70588235
160	SHIVANGI GUPTA	28	9	37	25.9	19	18	9	46	13.8	39	45.88235294
161	SHIVANI	26	10	36	25.2	19	19	8	46	13.8	31	36.47058824
162	SHOBHNA CHAUDHARY	16	9	25	18	18	19	9	45	13.5	30.2	35.52941176
162	SHOBHNA CHAUDHARY	16	9	25	18	18	19	10	47	14.1	30.2	35.52941176
163	SHRUTIKA GARG	14	9	23	16.5	18	19	10	47	14.1	30.2	35.52941176
163	SHRUTIKA GARG	14	9	23	16.5	18	19	8	45	13.5	36.6	43.05882353
164	SHUBHAM	24	9	33	23.1	19	18	8	45	13.5	36.6	43.05882353



S.NO	Student Name	External Marks (A)	Internal Marks (B) Class Test/ Unit Test Sessional Test	Total Direct Assessment (A+B)=C 100	70 % of C =(D) 70	Indirect Assessment			Total of Indirect Assessment (E) 50	30 % of E = (F) 15	Total Assessment (D+F)=G 85	Percentage of Marks out of 85 G*100/85
						Assignment 20	Attendance 20	Behaviour / Attitude 10				
165	SHUBHAM	26	9	35	24.5	19	19	8	46	13.8	38.3	45.05882353
166	SHUBHAM KATARIYA	AB	9	9	6.3	18	19	9	46	13.8	20.1	23.64705882
167	SHWETA SHARMA	23	9	32	22.4	18	18	10	46	13.8	36.2	42.58823529
168	SONAL	30	10	40	28	18	20	9	47	14.1	42.1	49.52941176
169	SONALI	26	10	36	25.2	19	18	8	45	13.5	38.7	45.52941176
170	SONIYA	24	9	33	23.1	18	19	8	45	13.5	36.6	43.05882353
171	SOYAB ALI	25	10	35	24.5	19	19	9	47	14.1	38.6	45.41176471
172	SUDHEER KUMAR	29	10	39	27.3	18	18	9	45	13.5	40.8	48
173	SUJATA DHIMAN	26	10	36	25.2	19	18	10	47	14.1	39.3	46.23529412
174	SURBHI CHAUDHARY	31	9	40	28	19	19	9	47	14.1	42.1	49.52941176
175	SWATI TYAGI	28	9	37	25.9	18	19	9	46	13.8	39.7	46.70588235
176	SWEETY MALIK	29	9	38	26.6	20	18	9	47	14.1	40.7	47.88235294
177	TANU	24	9	33	23.1	18	18	8	44	13.2	36.3	42.70588235
178	TANU RATHI	26	9	35	24.5	19	18	9	46	13.8	38.3	45.05882353
179	TANU SHREE	30	9	39	27.3	19	19	8	46	13.8	41.1	48.35294118
180	UMA BHARTI	25	9	34	23.8	18	18	8	44	13.2	37	43.52941176
181	URVASHI	29	9	38	26.6	18	19	9	46	13.8	40.4	47.52941176
182	VAISHALI SAINI	29	9	38	26.6	19	18	8	45	13.5	40.1	47.17647059
183	VARSA	32	9	41	28.7	19	19	9	47	14.1	42.8	50.35294118
184	VIDUSHI BANSAL	30	9	39	27.3	18	19	9	46	13.8	41.1	48.35294118
185	VJAY DHIMAN	28	10	38	26.6	18	18	8	44	13.2	39.8	46.82352941
186	VIKAS KUMAR	27	10	37	25.9	18	20	9	47	14.1	40	47.05882353
187	VIPUL VERMA	27	9	36	25.2	19	18	10	47	14.1	39.3	46.23529412
188	VISHAKHA JAIN	30	9	39	27.3	18	19	9	46	13.8	41.1	48.35294118
189	VIVEK SHARMA	31	10	41	28.7	19	19	8	47	14.1	42.8	50.35294118
190	VRINDA JAIN	30	9	39	27.3	18	18	8	44	13.2	40.5	47.64705882
191	YASMEEN	30	10	40	28	19	18	8	45	13.5	41.5	48.82352941
192	YOGENDRA KUMAR	26	9	35	24.5	18	19	9	46	13.8	38.3	45.05882353



Methodology of Assessment

Knowledge, Language and Curriculum

E-303

S.No	No. of Student (F)	Weightage	Fxn
1	No. of Students getting marks equal to or more than 60% (186)	3	558
2	No. of Students equal to or more than 40 % but less than 60% (6)	2	12
3	Less than 40% (0)	1	0
	$\Sigma f = 192$		$\Sigma fx = 570$

Average of attainment of Course outcome = $570/192 = 2.97\%$

Scaling of Course outcome = $2.97 \times 100/3 = 99\%$



YV

SHRI RAM COLLEGE, MUZAFFARNAGAR

Name of Department Teacher Education

Session: 2019-20

Name of Programme: B.Ed-2nd Year

Name of Course/ Subject- Work Education, Gandhi Ji's Nai Talim and Community Engagement


Assessment of Students

E-304

S.NO	Student Name	External Marks (A)	Internal Marks (B) Class Test/ Unit Test Sessional Test	Total Direct Assessment (A+B)=C 100	70 % of C = (D) 70	Indirect Assessment			Total of Indirect Assessment (E) 50	30 % of E = (F) 15	Total Assessment (D+F)=G 85	Percentage of Marks out of 85 G*100/85
						Assignment 20	Attendance 20	Behaviour / Attitude 10				
1	AAMIR	29	9	38	26.6	19	18	9	46	13.8	40.4	47.52941176
2	AARJU	30	10	40	28	18	19	8	45	13.5	41.5	48.82352941
3	ABHISHEK KUMAR	31	9	40	28	19	18	9	46	13.8	41.8	49.17647059
4	ALKA RANI	19	9	28	19.6	20	20	9	49	14.7	34.3	40.35294118
5	AMIT KUMAR	34	9	43	30.1	18	18	8	44	13.2	43.3	50.94117647
6	ANAM ZAIDI	31	10	41	28.7	18	19	10	47	14.1	42.8	50.35294118
7	ANIL KUMAR	19	9	28	19.6	19	19	9	47	14.1	33.7	39.64705882
8	ANIL KUMAR	28	10	38	26.6	18	18	8	44	13.2	39.8	46.82352941
9	ANDALI RANI	29	9	38	26.6	19	18	8	45	13.5	40.1	47.17647059
10	ANUJ KUMAR	27	9	36	25.2	19	19	9	47	14.1	39.3	46.23529412
11	ARCHANA SHARMA	20	9	29	20.3	18	19	10	47	14.1	34.4	40.47058824
12	ARJUN KUMAR KANNAUJIYA	20	9	29	20.3	19	19	9	47	14.1	34.4	40.47058824
13	ARJUN SINGH	25	9	34	23.8	18	18	8	44	13.2	37	43.52941176
14	ARTI PAL	29	9	38	26.6	19	18	8	45	13.5	40.1	47.17647059
15	ARUN KUMAR SINGH	26	9	35	24.5	19	19	9	47	14.1	38.6	45.41176471
16	ASHANSHI TOMAR	28	10	38	26.6	18	20	9	47	14.1	40.7	47.88235294
17	BHARAT KUMAR	26	10	36	25.2	18	18	10	46	13.8	39	45.88235294
18	BUSHRA	24	9	33	23.1	19	18	9	46	13.8	36.9	43.41176471
19	CHAND MOHAMMAD	31	9	40	28	19	19	9	47	14.1	42.1	49.52941176
20	CHHAYA MALIK	24	10	34	23.8	18	18	9	45	13.5	37.3	43.88235294
21	CHHOTU RAM	26	9	35	24.5	18	19	8	45	13.5	38	44.70588235
22	DEEPAK KUMAR	28	9	37	25.9	18	19	9	46	13.8	39.7	46.70588235
23	DEEPANKAR SINGH RAWAT	27	10	37	25.9	18	18	8	45	13.5	39.4	46.35294118
24	DEEPIKA	31	9	40	28	20	20	8	48	14.4	42.4	49.88235294



S.NO	Student Name	External Marks (A)	Internal Marks (B) Class Test/ Unit Test Sessional Test	Total Direct Assessment (A+B)=C 100	70 % of C =(D) 70	Indirect Assessment			Total of Indirect Assessment (E) 50	30 % of E =(F) 15	Total Assessment (D+F)=G 85	Percentage of Marks out of 85 G*100/85
						Assignment 20	Attendance 20	Behaviour / Attitude 10				
25	DILSHANA	28	10	38	26.6	18	18	9	45	13.5	40.1	47.17647059
26	DIVYA MITTAL	30	9	39	27.3	18	19	8	45	13.5	40.8	48
27	EKTA SAINI	31	9	40	28	19	19	9	47	14.1	42.1	49.52941176
28	EKTA SINGHAL	29	9	38	26.6	18	18	10	46	13.8	40.4	47.52941176
29	GANDHAR GAUTAM JAIN	27	10	37	25.9	19	18	8	45	13.5	39.4	46.35294118
30	GEETIKA GARG	32	9	41	28.7	19	19	9	47	14.1	42.8	50.35294118
31	GHAZALA PARVEEN	24	10	34	23.8	18	19	9	46	13.8	37.6	44.23529412
32	HIMANI GARG	25	9	34	23.8	20	18	8	46	13.8	37.6	44.23529412
33	HIMANSHU VERMA	25	9	34	23.8	18	18	10	46	13.8	37.6	44.23529412
34	HITU RATHI	AB	10	9	6.3	19	18	9	46	13.8	20.1	23.64705882
35	INDU CHAUDHARY	30	9	39	27.3	19	19	8	46	13.8	41.1	48.35294118
36	JAHNVI	27	10	37	25.9	18	18	8	44	13.2	39.1	46
37	KAJAL	29	9	38	26.6	18	19	9	46	13.8	40.4	47.52941176
38	KANAK CHAUHAN	26	9	35	24.5	19	18	10	47	14.1	38.6	45.41176471
39	KAPIL DEV DHIMAN	26	10	36	25.2	19	19	9	47	14.1	39.3	46.23529412
40	KAPIL KUMAR	25	9	34	23.8	18	19	8	45	13.5	37.3	43.88235294
41	KEERTI	26	9	35	24.5	18	18	8	44	13.2	37.7	44.35294118
42	KM AAKANKSHI	29	10	39	27.3	18	20	9	47	14.1	41.4	48.70588235
43	KM AMRITA PANCHAL	28	9	37	25.9	19	18	9	46	13.8	39.7	46.70588235
44	KM ANSHU	26	10	36	25.2	18	19	10	47	14.1	39.3	46.23529412
45	KM ANU TOMAR	30	9	39	27.3	19	19	9	47	14.1	41.4	48.70588235
46	KM BABY KUMARI	29	9	38	26.6	18	18	9	45	13.5	40.1	47.17647059
47	KM BINNI	26	9	35	24.5	19	18	9	46	13.8	38.3	45.05882353
48	KM BINNY SINGHAL	20	9	29	20.3	19	19	8	46	13.8	34.1	40.11764706
49	KM FAREEN	27	9	36	25.2	18	19	9	46	13.8	39	45.88235294
50	KM HIMANSHI GAUTAM	29	10	39	27.3	18	18	8	46	13.8	41.1	48.35294118
51	KM MEENU	24	9	33	23.1	18	18	8	44	13.2	36.3	42.70588235
52	KM MONIKA DEVI	29	9	38	26.6	19	18	9	46	13.8	40.4	47.52941176



S.NO	Student Name	External Marks (A)	Internal Marks (B) Class Test/ Unit Test Sessional Test	Total Direct Assessment (A+B)=C 100	70 % of C =(D) 70	Indirect Assessment			Total of Indirect Assessment (E) 50	30 % of E =(F) 15	Total Assessment (D+F)=G 85	Percentage of Marks out of 85 G*100/85
						Assignment 20	Attendance 20	Behaviour / Attitude 10				
53	KM MONIKA DHIMAN	26	9	35	24.5	19	19	8	46	13.8	38.3	45.05882353
54	KM NEETU	26	9	35	24.5	18	18	9	45	13.5	38	44.70588235
55	KM NEETU	23	9	32	22.4	18	19	10	47	14.1	36.5	42.94117647
56	KM PRAGYA	29	9	38	26.6	19	18	8	45	13.5	40.1	47.17647059
57	KM PREETI	24	9	33	23.1	19	19	8	46	13.8	36.9	43.41176471
58	KM RAHIL ANJUM	28	9	37	25.9	18	19	9	46	13.8	39.7	46.70588235
59	KM RAVITA	26	9	35	24.5	18	18	10	46	13.8	38.3	45.05882353
60	KM REETA KUMARI	16	9	25	17.5	18	20	9	47	14.1	31.6	37.17647059
61	KM RUPAL ANEJA	28	10	38	26.6	19	18	8	45	13.5	40.1	47.17647059
62	KM SAKSHI	AB	9	9	6.3	18	19	8	45	13.5	19.8	23.29411765
63	KM SHALINI	27	9	9	6.3	19	19	9	47	14.1	20.4	24
64	KM SHUBHI DHIMAN	27	10	37	25.9	18	18	9	45	13.5	39.4	46.35294118
65	KM SHUMAYLA	24	9	33	23.1	19	18	10	47	14.1	37.2	43.76470588
66	KM SONIYA	22	9	31	21.7	19	19	9	47	14.1	35.8	42.11764706
67	KM TANU PAL	20	10	30	21	18	19	9	46	13.8	34.8	40.94117647
68	KM VAISHALI	25	9	34	23.8	20	18	9	47	14.1	37.9	44.58823529
69	KM VAISHALI	25	10	35	24.5	18	18	8	44	13.2	37.7	44.35294118
70	KM. MUZAYYANA FATIMA	24	10	34	23.8	19	18	9	46	13.8	37.6	44.23529412
71	KM. SANDHYA GOEL	31	10	41	28.7	19	19	8	46	13.8	42.5	50
72	KOHENOOR	25	9	34	23.8	18	18	8	44	13.2	37	43.52941176
73	KOMAL PUNDIR	AB	10	10	7	18	19	9	46	13.8	20.8	24.47058824
74	KOVID GARG	22	10	10	7	19	18	8	45	13.5	20.5	24.11764706
75	KULDEEP MALIK	21	10	31	21.7	19	19	9	47	14.1	35.8	42.11764706
76	KUMARI SWATI	20	10	30	21	18	19	8	45	13.5	34.5	40.58823529
77	LAIBA	24	9	33	23.1	18	18	8	44	13.2	36.3	42.70588235
78	LAKSHYA KHURANA	18	9	27	18.9	18	20	9	47	14.1	33	38.82352941
79	LAKSHYA KUMAR	24	9	33	23.1	19	18	10	47	14.1	37.2	43.76470588
80	LALITA	30	9	39	27.1	18	19	9	46	13.8	41.1	48.35294118




S.NO	Student Name	External Marks (A)	Internal Marks (B) Class Test/ Unit Test Sessional Test	Total Direct Assessment (A+B)=C 100	70 % of C =(D) 70	Indirect Assessment			Total of Indirect Assessment (E) 50	30 % of E = (F) 15	Total Assessment (D+F)=G 85	Percentage of Marks out of 85 G*100/85
						Assignment 20	Attendance 20	Behaviour / Attitude 10				
81	LAVANYA PUNDIR	25	10	35	24.5	19	19	8	46	13.8	38.3	45.05882353
82	LAVY CHAUDHARY	25	10	35	24.5	18	18	8	44	13.2	37.7	44.35294118
83	MAHENOOR	22	9	31	21.7	19	18	9	46	13.8	35.5	41.76470588
84	MANSI JAIN	20	9	29	20.3	19	19	9	47	14.1	34.4	40.47058824
85	MANU RAJ	21	9	30	21	18	19	10	47	14.1	35.1	41.29411765
86	MEENAKSHI	22	10	32	22.4	20	18	9	47	14.1	36.5	42.94117647
87	MEENAKSHI PANCHAL	21	9	30	21	18	18	9	45	13.5	34.5	40.58823529
88	MEGHA	33	10	43	30.1	19	18	9	46	13.8	43.9	51.64705882
89	MITALI RAVAT	25	9	34	23.8	19	19	8	46	13.8	37.6	44.23529412
90	MOHD ASLAM	24	9	33	23.1	18	18	9	45	13.5	36.6	43.05882353
91	MOHD HASIB SUBHANI	22	9	31	21.7	18	19	8	45	13.5	35.2	41.41176471
92	MOHD IMRAN	22	10	32	22.4	19	18	8	45	13.5	35.9	42.23529412
93	MOHD KHALID ANSARI	23	9	32	22.4	19	19	9	47	14.1	36.5	42.94117647
94	MOHIT KUMAR	22	9	31	21.7	18	19	8	45	13.5	35.2	41.41176471
95	MOHSIN	22	9	31	21.7	18	18	9	45	13.5	35.2	41.41176471
96	MONIKA KUMARI	23	9	32	22.4	18	20	8	46	13.8	36.2	42.58823529
97	MONIKA SHARMA	21	10	31	21.7	19	18	8	45	13.5	35.2	41.41176471
98	NANDITA SINGH	23	9	32	22.4	19	18	9	46	13.8	36.2	42.58823529
99	NAVEEN KUMAR	26	9	35	24.5	20	20	9	49	14.7	39.2	46.11764706
100	NAVNEET KAKRAN	25	9	34	23.8	18	18	8	44	13.2	37	43.52941176
101	NAZMEEN ANSARI	32	9	41	28.7	18	19	10	47	14.1	42.8	50.35294118
102	NEHA GAUR	28	10	38	26.6	19	19	9	47	14.1	40.7	47.88235294
103	NEHA SAINI	32	9	41	28.7	18	18	8	44	13.2	41.9	49.29411765
104	NIDHI CHOUDHARY	20	9	29	20.3	19	18	8	45	13.5	33.8	39.76470588
105	NIDHI MACHAL	23	9	32	22.4	19	19	9	47	14.1	36.5	42.94117647
106	NIGAM CHOUDHARY	22	10	32	22.4	19	19	10	47	14.1	36.5	42.94117647
107	NIKETA	20	9	29	20.3	20	18	9	47	14.1	34.4	40.47058824
108	NIKHIL KUMAR	24	10	34	23.8	18	18	8	44	13.2	37	43.52941176



S.NO	Student Name	External Marks (A)	Internal Marks (B) Class Test/ Unit Test Sessional Test	Total Direct Assessment (A+B)=C 100	70 % of C = (D) 70	Indirect Assessment			Total of Indirect Assessment (E) 50	30 % of E = (F) 15	Total Assessment (D+F)=G 85	Percentage of Marks out of 85 G*100/85
						Assignment 20	Attendance 20	Behaviour / Attitude 10				
109	NIKITA PANWAR	17	9	26	18.2	19	18	8	45	13.5	31.7	37.29411765
110	NISHA SHARMA	22	9	31	21.7	19	19	9	47	14.1	35.8	42.11764706
111	NISHANT CLAIWAL	22	10	32	22.4	18	20	9	47	14.1	36.5	42.94117647
112	NISHU	22	10	32	22.4	18	18	10	46	13.8	36.2	42.58823529
113	PANKAJ KUMAR	21	9	30	21	19	18	9	46	13.8	34.8	40.94117647
114	PAWAN KUMAR	21	10	31	21.7	19	19	9	47	14.1	35.8	42.11764706
115	POOJA SAINI	22	9	31	21.7	18	18	9	45	13.5	35.2	41.41176471
116	POOJA SINGHAL	22	9	31	21.7	18	19	8	45	13.5	35.2	41.41176471
117	POVIN	23	10	33	23.1	18	19	9	46	13.8	36.9	43.41176471
118	PRACHI DEVI	28	9	37	25.9	19	18	8	45	13.5	39.4	46.35294118
119	PRAGYA KAUSHIK	25	10	35	24.5	20	20	8	48	14.4	38.9	45.76470588
120	PRAJVAL RATHI	32	10	42	29.4	18	18	9	45	13.5	42.9	50.47058824
121	PRAKASHA GAUTAM	24	9	33	23.1	18	19	8	45	13.5	36.6	43.05882353
122	PRAKRATI KULSHRESHTH	23	10	33	23.1	19	19	9	47	14.1	37.2	43.76470588
123	PRASHANT KUMAR	22	9	31	21.7	18	18	10	46	13.8	35.5	41.76470588
124	PREETI	23	9	32	22.4	19	18	8	45	13.5	35.9	42.23529412
125	PRERNA	28	9	37	25.9	19	19	9	47	14.1	40	47.05882353
126	PRIYA AHLAWAT	25	9	34	23.8	18	19	9	46	13.8	37.6	44.23529412
127	PRIYANKA	24	10	34	23.8	20	18	8	46	13.8	37.6	44.23529412
128	PRIYANKA	21	9	30	21	18	18	10	46	13.8	34.8	40.94117647
129	PRIYANKA SAHARAVAT	22	10	32	22.4	19	18	9	46	13.8	36.2	42.58823529
130	PUNAM DEVI	20	9	29	20.3	19	19	8	46	13.8	34.1	40.11764706
131	RACHNA	26	9	35	24.5	18	18	8	44	13.2	37.7	44.35294118
132	RAHUL SAINI	20	9	29	20.3	18	19	9	46	13.8	34.1	40.11764706
133	RAJNEESH	25	9	34	23.8	19	18	10	47	14.1	37.9	44.58823529
134	RAJU VERMA	27	9	36	23.3	19	19	9	47	14.1	39.3	46.23529412
135	RASHMI BALIYAN	26	10	36	23.3	19	19	8	45	13.5	38.7	45.52941176
136	RAVI PANWAR	30	9	39	23.3	18	18	8	44	13.2	40.5	47.64705882



S.NO	Student Name	External Marks (A)	Internal Marks (B) Class Test/ Unit Test Sessional Test	Total Direct Assessment (A+B)=C 100	70 % of C = (D) 70	Indirect Assessment			Total of Indirect Assessment (E) 50	30 % of E = (F) 15	Total Assessment (D+F)=G 85	Percentage of Marks out of 85 G*100/85
						Assignment 20	Attendance 20	Behaviour / Attitude 10				
137	RAVIKANT DHIMAN	30	10	40	28	18	20	9	47	14.1	42.1	49.52941176
138	REENA	34	9	43	30.1	19	18	9	46	13.8	43.9	51.64705882
139	REENA KUMARI	20	9	29	20.3	18	19	10	47	14.1	34.4	40.47058824
140	REETU	19	9	28	19.6	19	19	9	47	14.1	33.7	39.64705882
141	RITIKA BALIYAN	30	9	39	27.3	18	18	9	45	13.5	40.8	48
142	ROHIT KUMAR	21	9	30	21	19	18	9	46	13.8	34.8	40.94117647
143	RUCHI	25	9	34	23.8	19	19	8	46	13.8	37.6	44.23529412
144	RUHSAR	26	9	35	24.5	18	19	9	46	13.8	38.3	45.05882353
145	RUMA RANI	24	9	33	23.1	20	18	8	46	13.8	36.9	43.41176471
146	RUPA RATHI	22	9	31	21.7	18	18	8	44	13.2	34.9	41.05882353
147	SACHIN KUMAR	23	9	32	22.4	19	18	9	46	13.8	36.2	42.58823529
148	SAKSHI BALIYAN	AB	9	9	6.3	19	19	8	46	13.8	20.1	23.64705882
149	SAKSHI MITTAL	25	9	34	23.8	18	18	9	45	13.5	37.3	43.88235294
150	SAMEENA KHATOON	29	9	38	26.6	18	19	10	47	14.1	40.7	47.88235294
151	SAMREEN ZAIDI	23	9	32	22.4	19	18	8	45	13.5	35.9	42.23529412
152	SANAT FATMA	23	10	33	23.1	19	19	8	46	13.8	36.9	43.41176471
153	SAPANA SINGHAL	30	10	40	28	18	19	9	46	13.8	41.8	49.17647059
154	SATAKSHI SANGAL	AB	10	9	6.3	18	18	10	46	13.8	20.1	23.64705882
155	SAWAN BALIYAN	23	9	32	22.4	18	20	9	47	14.1	36.5	42.94117647
156	SHALU	28	9	37	25.9	19	18	8	45	13.5	39.4	46.35294118
157	SHIBA	31	10	41	28.7	18	19	8	45	13.5	42.2	49.64705882
158	SHIKHA PAL	23	10	33	23.1	19	19	9	47	14.1	37.2	43.76470588
159	SHILPY SAINI	28	9	37	25.9	18	18	9	45	13.5	39.4	46.35294118
160	SHIVANGI GUPTA	29	10	39	27.3	19	18	10	47	14.1	41.4	48.70588235
161	SHIVANI	24	9	33	23.1	19	19	9	47	14.1	37.2	43.76470588
162	SHOBHNA CHAUDHARY	23	9	32	22.4	18	19	9	46	13.8	36.2	42.58823529
163	SHRUTIKA GARG	15	9	24	14.8	20	18	9	47	14.1	30.9	36.35294118
164	SHUBHAM	27	9	36	25.2	18	18	8	44	13.2	38.4	45.17647059



S.NO	Student Name	External Marks (A)	Internal Marks (B) Class Test/ Unit Test Sessional Test	Total Direct Assessment (A+B)=C 100	70 % of C = (D) 70	Indirect Assessment			Total of Indirect Assessment (E) 50	30 % of E = (F) 15	Total Assessment (D+F)=G 85	Percentage of Marks out of 85 G*100/85
						Assignment 20	Attendance 20	Behaviour / Attitude 10				
165	SHUBHAM	24	9	33	23.1	19	18	9	46	13.8	36.9	43.41176471
166	SHUBHAM KATARIYA	AB	10	9	6.3	19	19	8	46	13.8	20.1	23.64705882
167	SHWETA SHARMA	16	10	26	18.2	18	18	8	44	13.2	31.4	36.94117647
168	SONAL	27	9	36	25.2	18	19	9	46	13.8	39	45.88235294
169	SONALI	22	9	31	21.7	18	18	8	44	13.2	34.9	41.05882353
170	SONIYA	25	9	34	23.8	19	19	9	47	14.1	37.9	44.58823529
171	SOYAB ALI	23	9	32	22.4	18	19	8	45	13.5	35.9	42.23529412
172	SUDHEER KUMAR	24	9	33	23.1	19	18	8	45	13.5	36.6	43.05882353
173	SUJATA DHIMAN	26	10	36	25.2	18	20	9	47	14.1	39.3	46.23529412
174	SURBHI CHAUDHARY	30	10	40	28	18	18	10	46	13.8	41.8	49.17647059
175	SWATI TYAGI	26	9	35	24.5	18	19	9	46	13.8	38.3	45.05882353
176	SWEETY MALIK	23	10	33	23.1	19	19	8	46	13.8	36.9	43.41176471
177	TANU	23	10	33	23.1	18	18	8	44	13.2	36.3	42.70588235
178	TANU RATHI	27	9	36	25.2	19	18	9	46	13.8	39	45.88235294
179	TANU SHREE	26	10	36	25.2	19	19	9	47	14.1	39.3	46.23529412
180	UMA BHARTI	28	9	37	25.9	18	19	10	47	14.1	40	47.05882353
181	URVASHI	27	9	36	25.2	20	18	9	47	14.1	39.3	46.23529412
182	VAISHALI SAINI	27	9	36	25.2	18	18	9	45	13.5	38.7	45.52941176
183	VARSA	28	10	38	26.6	19	18	9	46	13.8	40.4	47.52941176
184	VIDUSHI BANSAL	21	9	30	21	19	19	8	46	13.8	34.8	40.94117647
185	VIJAY DHIMAN	27	9	36	25.2	18	18	9	45	13.5	38.7	45.52941176
186	VIKAS KUMAR	25	9	34	23.8	18	19	8	45	13.5	37.3	43.88235294
187	VIPUL VERMA	25	10	35	24.5	19	18	8	45	13.5	38	44.70588235
188	VISHAKHA JAIN	24	9	33	23.1	19	19	9	47	14.1	37.2	43.76470588
189	VIVEK SHARMA	24	9	33	23.1	19	19	8	46	13.8	36.9	43.41176471
190	VRINDA JAIN	27	10	37	25.9	18	18	9	45	13.5	39.4	46.35294118
191	YASMEEN	24	9	33	23.1	19	20	8	47	14.1	37.2	43.76470588
192	YOGENDRA KUMAR	22	10	32	22.4	18	18	8	44	13.2	35.6	41.88235294



Methodology of Assessment

Work Education, Gandhiji's Nai Talim and Community Engagement

E-304

S.No	No. of Student (F)	Weightage	Fxn
1	No. of Students getting marks equal to or more than 60% (175)	3	525
2	No. of Students equal to or more than 40 % but less than 60% (17)	2	34
3	Less than 40% (0)	1	0
	$\Sigma f = 192$		$\Sigma fx = 559$

Average of attainment of Course outcome = $559/192 = 2.91$

Scaling of Course outcome = $2.91 \times 100/3 = 97\%$



Handwritten signature

SHRI RAM COLLEGE, MUZAFFARNAGAR

Name of Department Teacher Education

Session: 2019-20

Name of Programme: B.Ed-2nd Year

Name of Course/ Subject-Assessment for Learning


Assessment of Students

E-401

S.NO	Student Name	External Marks (A)	Internal Marks (B) Class Test/ Unit Test Sessional Test	Total Direct Assessment (A+B)=C 100	70 % of C =(D) 70	Indirect Assessment			Total of Indirect Assessment (E) 50	30 % of E = (F) 15	Total Assessment (D+F)=G 85	Percentage of Marks out of 85 G*100/85
						Assignment 20	Attendance 20	Behaviour / Attitude 10				
1	AAMIR	28	9	37	25.9	20	19	9	48	14.4	40.3	47.41176471
2	AARJU	28	10	38	26.6	19	18	10	47	14.1	40.7	47.88235294
3	ABHISHEK KUMAR	28	9	37	25.9	20	20	9	49	14.7	40.6	47.76470588
4	ALKA RANI	17	9	26	18.2	18	18	9	45	13.5	31.7	37.29411765
5	AMIT KUMAR	24	9	33	23.1	18	19	10	47	14.1	37.2	43.76470588
6	ANAM ZAIDI	26	9	35	24.5	19	19	9	47	14.1	38.6	45.41176471
7	ANIL KUMAR	23	9	32	22.4	18	18	8	44	13.2	35.6	41.88235294
8	ANIL KUMAR	22	10	32	22.4	19	18	8	45	13.5	35.9	42.23529412
9	ANJALI RANI	24	9	33	23.1	19	19	9	47	14.1	37.2	43.76470588
10	ANUJ KUMAR	19	9	28	19.6	18	19	10	47	14.1	33.7	39.64705882
11	ARCHANA SHARMA	18	10	28	19.6	20	18	9	47	14.1	33.7	39.64705882
12	ARJUN KUMAR KANNAUJIYA	17	10	27	18.9	18	18	8	44	13.2	32.1	37.76470588
13	ARJUN SINGH	20	9	29	20.3	19	18	8	45	13.5	33.8	39.76470588
14	ARTI PAL	23	9	32	22.4	19	19	9	47	14.1	36.5	42.94117647
15	ARUN KUMAR SINGH	20	10	30	21	18	20	9	47	14.1	35.1	41.29411765
16	ASHANSHI TOMAR	28	10	38	26.6	18	18	10	46	13.8	40.4	47.52941176
17	BHARAT KUMAR	24	10	34	23.8	19	18	9	46	13.8	37.6	44.23529412
18	BUSHRA	21	9	30	21	19	19	9	47	14.1	35.1	41.29411765
19	CHAND MOHAMMAD	31	9	40	28	18	18	9	45	13.5	41.5	48.82352941
20	CHHAYA MALIK	22	10	32	22.4	18	19	8	45	13.5	35.9	42.23529412
21	CHHOTU RAM	19	9	28	19.6	18	19	9	46	13.8	33.4	39.29411765
22	DEEPAK KUMAR	22	10	32	22.4	19	18	8	45	13.5	35.9	42.23529412
23	DEEPANKAR SINGH RAWAT	24	10	34	23.8	19	20	8	48	14.4	38.2	44.94117647
24	DEEPIKA	27	9	36	25.2	18	18	9	45	13.5	38.7	45.52941176




S.NO	Student Name	External Marks (A)	Internal Marks (B) Class Test/ Unit Test Sessional Test	Total Direct Assessment (A+B)=C 100	70 % of C = (D) 70	Indirect Assessment			Total of Indirect Assessment (E) 50	30 % of E = (F) 15	Total Assessment (D+F)=G 85	Percentage of Marks out of 85 G*100/85
						Assignment 20	Attendance 20	Behaviour / Attitude 10				
25	DILSHANA	24	9	33	23.1	18	19	8	45	13.5	36.6	43.05882353
26	DIVYA MITTAL	30	10	40	28	19	19	9	47	14.1	42.1	49.52941176
27	EKTA SAINI	33	9	42	29.4	18	18	10	46	13.8	43.2	50.82352941
28	EKTA SINGHAL	20	9	29	20.3	19	18	8	45	13.5	33.8	39.76470588
29	GANDHAR GAUTAM JAIN	19	10	29	20.3	19	19	9	47	14.1	34.4	40.47058824
30	GEETIKA GARG	29	10	39	27.3	18	19	9	46	13.8	41.1	48.35294118
31	GHAZALA PARVEEN	19	9	28	19.6	20	18	8	46	13.8	33.4	39.29411765
32	HIMANI GARG	31	9	40	28	18	18	10	46	13.8	41.8	49.17647059
33	HIMANSHU VERMA	20	10	30	21	19	18	9	46	13.8	34.8	40.94117647
34	HITU RATHI	AB	10	9	6.3	19	19	8	46	13.8	20.1	23.64705882
35	INDU CHAUDHARY	21	10	31	21.7	18	18	8	44	13.2	34.9	41.05882353
36	JAHNVI	27	10	37	25.9	18	19	9	46	13.8	39.7	46.70588235
37	KAJAL	27	9	36	25.2	19	18	10	47	14.1	39.3	46.23529412
38	KANAK CHAUHAN	21	9	30	21	19	19	9	47	14.1	35.1	41.29411765
39	KAPIL DEV DHIMAN	17	9	26	18.2	18	19	8	45	13.5	31.7	37.29411765
40	KAPIL KUMAR	19	9	28	19.6	18	18	8	44	13.2	32.8	38.58823529
41	KEERTI	25	9	34	23.8	18	20	9	47	14.1	37.9	44.58823529
42	KM AAKANKSHI	23	9	32	22.4	19	18	9	46	13.8	36.2	42.58823529
43	KM AMRITA PANCHAL	33	9	42	29.4	18	19	10	47	14.1	43.5	51.17647059
44	KM ANSHU	29	10	39	27.3	19	19	9	47	14.1	41.4	48.70588235
45	KM ANU TOMAR	32	10	42	29.4	18	18	9	45	13.5	42.9	50.47058824
46	KM BABY KUMARI	29	9	38	26.6	19	18	9	46	13.8	40.4	47.52941176
47	KM BINNI	25	10	35	24.5	19	19	8	46	13.8	38.3	45.05882353
48	KM BINNY SINGHAL	22	9	31	21.7	18	19	9	46	13.8	35.5	41.76470588
49	KM FAREEN	19	10	29	20.3	20	18	8	46	13.8	34.1	40.11764706
50	KM HIMANSHI GAUTAM	29	10	39	27.3	18	18	8	44	13.2	40.5	47.64705882
51	KM MEENU	26	9	35	24.5	19	18	9	46	13.8	38.3	45.05882353
52	KM MONIKA DEVI	28	9	37	25.9	19	19	8	46	13.8	39.7	46.70588235




S.NO	Student Name	External Marks (A)	Internal Marks (B) Class Test/ Unit Test Sessional Test	Total Direct Assessment (A+B)=C 100	70 % of C = (D) 70	Indirect Assessment			Total of Indirect Assessment (E) 50	30 % of E = (F) 15	Total Assessment (D+F)=G 85	Percentage of Marks out of 85 G*100/85
						Assignment 20	Attendance 20	Behaviour / Attitude 10				
53	KM MONIKA DHIMAN	22	9	31	21.7	18	18	9	45	13.5	35.2	41.41176471
54	KM NEETU	28	10	38	26.6	18	19	10	47	14.1	40.7	47.88235294
55	KM NEETU	21	10	31	21.7	19	18	8	45	13.5	35.2	41.41176471
56	KM PRAGYA	28	9	37	25.9	19	19	8	46	13.8	39.7	46.70588235
57	KM PREETI	22	10	32	22.4	18	19	9	46	13.8	36.2	42.58823529
58	KM RAHIL ANJUM	22	10	32	22.4	18	18	10	46	13.8	36.2	42.58823529
59	KM RAVITA	19	10	29	20.3	18	20	9	47	14.1	34.4	40.47058824
60	KM REETA KUMARI	17	9	26	18.2	19	18	8	45	13.5	31.7	37.29411765
61	KM RUPAL ANEJA	26	10	36	25.2	18	19	8	45	13.5	38.7	45.52941176
62	KM SAKSHI	AB	10	10	7	19	19	9	47	14.1	21.1	24.82352941
63	KM SHALINI	19	9	9	6.3	18	18	9	45	13.5	19.8	23.29411765
64	KM SHUBHI DHIMAN	33	9	42	29.4	19	18	10	47	14.1	43.5	51.17647059
65	KM SHUMAYLA	20	10	30	21	19	19	9	47	14.1	35.1	41.29411765
66	KM SONIYA	28	10	38	26.6	18	19	9	46	13.8	40.4	47.52941176
67	KM TANU PAL	21	9	30	21	20	18	9	47	14.1	35.1	41.29411765
68	KM VAISHALI	23	10	33	23.1	18	18	8	44	13.2	36.3	42.70588235
69	KM VAISHALI	25	9	34	23.8	19	18	9	46	13.8	37.6	44.23529412
70	KM. MUZAYYANA FATIMA	29	10	39	27.3	19	19	8	46	13.8	41.1	48.35294118
71	KM. SANDHYA GOEL	15	9	24	16.8	18	18	8	44	13.2	30	35.29411765
72	KOHENOOR	26	10	36	25.2	18	19	9	46	13.8	39	45.88235294
73	KOMAL PUNDIR	AB	10	10	7	19	18	8	45	13.5	20.5	24.11764706
74	KOVID GARG	31	10	10	7	19	19	9	47	14.1	21.1	24.82352941
75	KULDEEP MALIK	30	9	39	27.3	18	19	8	45	13.5	40.8	48
76	KUMARI SWATI	18	9	27	18.9	18	18	8	44	13.2	32.1	37.76470588
77	LAIBA	20	10	30	21	18	20	9	47	14.1	35.1	41.29411765
78	LAKSHYA KHURANA	20	9	29	20.3	19	19	10	47	14.1	34.4	40.47058824
79	LAKSHYA KUMAR	20	9	29	20.3	19	19	9	46	13.8	34.1	40.11764706
80	LALITA	33	9	42	29.4	19	19	8	46	13.8	43.2	50.82352941



S.NO	Student Name	External Marks (A)	Internal Marks (B) Class Test/ Unit Test Sessional Test	Total Direct Assessment (A+B)=C 100	70 % of C = (D) 70	Indirect Assessment			Total of Indirect Assessment (E) 50	30 % of E = (F) 15	Total Assessment (D+F)=G 85	Percentage of Marks out of 85 G*100/85
						Assignment 20	Attendance 20	Behaviour / Attitude 10				
81	LAVANYA PUNDIR	23	9	32	22.4	18	18	8	44	13.2	35.6	41.88235294
82	LAVY CHAUDHARY	33	9	42	29.4	19	18	9	46	13.8	43.2	50.82352941
83	MAHENOOR	24	10	34	23.8	19	19	9	47	14.1	37.9	44.58823529
84	MANSI JAIN	25	9	34	23.8	18	19	10	47	14.1	37.9	44.58823529
85	MANU RAJ	22	10	32	22.4	20	18	9	47	14.1	36.5	42.94117647
86	MEENAKSHI	26	9	35	24.5	18	18	9	45	13.5	38	44.70588235
87	MEENAKSHI PANCHAL	18	10	28	19.6	19	18	9	46	13.8	33.4	39.29411765
88	MEGHA	31	9	40	28	19	19	8	46	13.8	41.8	49.17647059
89	MITALI RAVAT	25	10	35	24.5	18	18	9	45	13.5	38	44.70588235
90	MOHD ASLAM	23	9	32	22.4	18	19	8	45	13.5	35.9	42.23529412
91	MOHD HASIB SUBHANI	25	9	34	23.8	19	18	8	45	13.5	37.3	43.88235294
92	MOHD IMRAN	28	9	37	25.9	19	19	9	47	14.1	40	47.05882353
93	MOHD KHALID ANSARI	27	9	36	25.2	18	19	8	45	13.5	38.7	45.52941176
94	MOHIT KUMAR	27	10	37	25.9	18	18	9	45	13.5	39.4	46.35294118
95	MOHSIN	24	9	33	23.1	18	20	8	46	13.8	36.9	43.41176471
96	MONIKA KUMARI	26	10	36	25.2	19	18	8	45	13.5	38.7	45.52941176
97	MONIKA SHARMA	22	9	31	21.7	20	19	9	48	14.4	36.1	42.47058824
98	NANDITA SINGH	21	10	31	21.7	19	18	10	47	14.1	35.8	42.11764706
99	NAVEEN KUMAR	24	9	33	23.1	19	18	10	47	14.1	37.2	43.76470588
100	NAVNEET KAKRAN	26	9	35	24.5	18	18	9	45	13.5	38	44.70588235
101	NAZMEEN ANSARI	26	9	35	24.5	18	19	10	47	14.1	38.6	45.41176471
102	NEHA GAUR	26	9	35	24.5	19	19	9	47	14.1	38.6	45.41176471
103	NEHA SAINI	27	10	37	25.9	18	18	8	44	13.2	39.1	46
104	NIDHI CHOUDHARY	26	10	36	25.2	19	18	8	45	13.5	38.7	45.52941176
105	NIDHI MACHAL	30	9	39	27.3	19	19	9	47	14.1	41.4	48.70588235
106	NIGAM CHOUDHARY	29	9	38	26.6	18	18	10	47	14.1	40.7	47.88235294
107	NIKETA	22	9	31	21.7	18	18	9	47	14.1	35.8	42.11764706
108	NIKHIL KUMAR	24	9	33	23.1	18	18	8	44	13.2	36.3	42.70588235



S.NO	Student Name	External Marks (A)	Internal Marks (B) Class Test/ Unit Test Sessional Test	Total Direct Assessment (A+B)=C 100	70 % of C = (D) 70	Indirect Assessment			Total of Indirect Assessment (E) 50	30 % of E = (F) 15	Total Assessment (D+F)=G 85	Percentage of Marks out of 85 G*100/85
						Assignment 20	Attendance 20	Behaviour / Attitude 10				
109	NIKITA PANWAR	26	9	35	24.5	19	18	8	45	13.5	38	44.70588235
110	NISHA SHARMA	23	10	33	23.1	19	19	9	47	14.1	37.2	43.76470588
111	NISHANT CLAIWAL	30	9	39	27.3	18	20	9	47	14.1	41.4	48.70588235
112	NISHU	31	9	40	28	18	18	10	46	13.8	41.8	49.17647059
113	PANKAJ KUMAR	21	9	30	21	19	18	9	46	13.8	34.8	40.94117647
114	PAWAN KUMAR	30	10	40	28	19	19	9	47	14.1	42.1	49.52941176
115	POOJA SAINI	34	9	43	30.1	18	18	9	45	13.5	43.6	51.29411765
116	POOJA SINGHAL	20	10	30	21	18	19	8	45	13.5	34.5	40.58823529
117	POVIN	24	10	34	23.8	18	19	9	46	13.8	37.6	44.23529412
118	PRACHI DEVI	29	9	38	26.6	19	18	8	45	13.5	40.1	47.17647059
119	PRAGYA KAUSHIK	23	10	33	23.1	20	20	8	48	14.4	37.5	44.11764706
120	PRAJVAL RATHI	24	10	34	23.8	18	18	9	45	13.5	37.3	43.88235294
121	PRAKASHA GAUTAM	22	10	32	22.4	18	19	8	45	13.5	35.9	42.23529412
122	PRAKRATI KULSHRESHTH	21	10	31	21.7	19	19	9	47	14.1	35.8	42.11764706
123	PRASHANT KUMAR	21	9	30	21	18	18	10	46	13.8	34.8	40.94117647
124	PREETI	22	10	32	22.4	19	18	8	45	13.5	35.9	42.23529412
125	PRERNA	26	10	36	25.2	19	19	9	47	14.1	39.3	46.23529412
126	PRIYA AHLAWAT	24	10	34	23.8	18	19	9	46	13.8	37.6	44.23529412
127	PRIYANKA	24	10	34	23.8	20	18	8	46	13.8	37.6	44.23529412
128	PRIYANKA	21	9	30	21	18	18	10	46	13.8	34.8	40.94117647
129	PRIYANKA SAHARAVAT	23	9	32	22.4	19	18	9	46	13.8	36.2	42.58823529
130	PUNAM DEVI	24	9	33	23.1	19	19	8	46	13.8	36.9	43.41176471
131	RACHNA	22	10	32	22.4	18	18	8	44	13.2	35.6	41.88235294
132	RAHUL SAINI	21	10	31	21.7	18	19	9	46	13.8	35.5	41.76470588
133	RAJNEESH	20	9	29	20.3	19	18	10	47	14.1	34.4	40.47058824
134	RAJU VERMA	24	9	33	23.1	19	18	9	47	14.1	37.2	43.76470588
135	RASHMI BALIYAN	24	10	34	23.8	18	19	8	45	13.5	37.3	43.88235294
136	RAVI PANWAR	26	9	35	24.5	18	18	8	44	13.2	37.7	44.35294118



S.NO	Student Name	External Marks (A)	Internal Marks (B) Class Test/ Unit Test Sessional Test	Total Direct Assessment (A+B)=C 100	70 % of C =(D) 70	Indirect Assessment			Total of Indirect Assessment (E) 50	30 % of E = (F) 15	Total Assessment (D+F)=G 85	Percentage of Marks out of 85 G*100/85
						Assignment 20	Attendance 20	Behaviour / Attitude 10				
137	RAVIKANT DHIMAN	21	9	30	21	18	20	9	47	14.1	35.1	41.29411765
138	REENA	24	9	33	23.1	19	18	9	46	13.8	36.9	43.41176471
139	REENA KUMARI	20	10	30	21	18	19	10	47	14.1	35.1	41.29411765
140	REETU	22	10	32	22.4	19	19	9	47	14.1	36.5	42.94117647
141	RITIKA BALIYAN	24	9	33	23.1	18	18	9	45	13.5	36.6	43.05882353
142	ROHIT KUMAR	20	9	29	20.3	19	18	9	46	13.8	34.1	40.11764706
143	RUCHI	23	10	33	23.1	19	19	8	46	13.8	36.9	43.41176471
144	RUHSAR	24	10	34	23.8	18	19	9	46	13.8	37.6	44.23529412
145	RUMA RANI	19	10	29	20.3	20	18	8	46	13.8	34.1	40.11764706
146	RUPA RATHI	14	10	24	16.8	18	18	8	44	13.2	30	35.29411765
147	SACHIN KUMAR	19	9	28	19.6	19	18	9	46	13.8	33.4	39.29411765
148	SAKSHI BALIYAN	AB	10	10	7	19	19	8	46	13.8	20.8	24.47058824
149	SAKSHI MITTAL	24	9	33	23.1	18	18	9	45	13.5	36.6	43.05882353
150	SAMEENA KHATOON	21	9	30	21	18	19	10	47	14.1	35.1	41.29411765
151	SAMREEN ZAIDI	14	9	23	16.1	19	18	8	45	13.5	29.6	34.82352941
152	SANAT FATMA	18	9	27	18.9	19	19	8	46	13.8	32.7	38.47058824
153	SAPANA SINGHAL	22	9	31	21.7	18	19	9	46	13.8	35.5	41.76470588
154	SATAKSHI SANGAL	AB	9	9	6.3	18	18	10	46	13.8	20.1	23.64705882
155	SAWAN BALIYAN	24	9	33	23.1	18	20	9	47	14.1	37.2	43.76470588
156	SHALU	24	10	34	23.8	19	18	8	45	13.5	37.3	43.88235294
157	SHIBA	16	10	26	18.2	18	19	8	45	13.5	31.7	37.29411765
158	SHIKHA PAL	25	10	35	24.5	19	19	9	47	14.1	38.6	45.41176471
159	SHILPY SAINI	25	9	34	23.8	18	18	9	45	13.5	37.3	43.88235294
160	SHIVANGI GUPTA	18	10	28	19.6	19	18	10	47	14.1	33.7	39.64705882
161	SHIVANI	31	9	40	28	19	19	9	47	14.1	42.1	49.52941176
162	SHOBHNA CHAUDHARY	7	10	17	11.9	18	18	9	46	13.8	25.7	30.23529412
163	SHRUTIKA GARG	19	10	29	20.3	20	18	9	47	14.1	34.4	40.47058824
164	SHUBHAM	27	10	37	25.9	18	18	8	44	13.2	39.1	46



S.NO	Student Name	External Marks (A)	Internal Marks (B) Class Test/ Unit Test Sessional Test	Total Direct Assessment (A+B)=C 100	70 % of C = (D) 70	Indirect Assessment			Total of Indirect Assessment (E) 50	70% of E = (F) 35	Total Assessment (G)=C+F 95	Percentage of Marks out of 100 (G*100/95)
						Assignment 20	Attendance 20	Behaviour / Attitude 10				
165	SHUBHAM	22	10	32	22.4	19	18	9	46	13.8	36.2	42.58823529
166	SHUBHAM KATARIYA	18	9	9	6.3	19	19	8	46	13.8	20.1	23.64705882
167	SHWETA SHARMA	16	10	26	18.2	18	18	8	44	13.2	31.4	36.54117647
168	SONAL	23	9	32	22.4	18	19	9	46	13.8	36.2	42.58823529
169	SONALI	20	10	30	21	19	18	8	45	13.5	34.5	40.58823529
170	SONIYA	19	10	29	20.3	19	19	9	47	14.1	34.4	40.47058824
171	SOYAB ALI	2926	9	2935	2054.5	18	19	8	45	13.5	2068	2432.941176
172	SUDHEER KUMAR	28	9	37	25.9	18	18	8	44	13.2	39.1	46
173	SUJATA DHIMAN	29	9	38	26.6	18	20	9	47	14.1	40.7	47.88235294
174	SURBHI CHAUDHARY	26	9	35	24.5	19	18	10	47	14.1	38.6	45.41176471
175	SWATI TYAGI	27	9	36	25.2	18	19	9	46	13.8	39	45.88235294
176	SWEETY MALIK	29	10	39	27.3	19	19	8	46	13.8	41.1	48.35294118
177	TANU	22	9	31	21.7	18	18	8	44	13.2	34.9	41.05882353
178	TANU RATHI	23	10	33	23.1	19	18	9	46	13.8	36.9	43.41176471
179	TANU SHREE	18	9	27	18.9	19	19	9	47	14.1	33	38.82352941
180	UMA BHARTI	20	9	29	20.3	18	19	10	47	14.1	34.4	40.47058824
181	URVASHI	19	9	28	19.6	20	18	9	47	14.1	33.7	39.64705882
182	VAISHALI SAINI	25	9	34	23.8	18	18	9	45	13.5	37.3	43.88235294
183	VARSA	28	9	37	25.9	19	18	9	46	13.8	39.7	46.70588235
184	VIDUSHI BANSAL	22	9	31	21.7	19	19	8	46	13.8	35.5	41.76470588
185	VIJAY DHIMAN	19	10	29	20.3	18	18	9	45	13.5	33.8	39.76470588
186	VIKAS KUMAR	23	10	33	23.1	18	19	8	45	13.5	36.6	43.05882353
187	VIPUL VERMA	30	10	40	28	19	18	8	45	13.5	41.5	48.82352941
188	VISHAKHA JAIN	21	9	30	21	19	19	9	47	14.1	35.1	41.29411765
189	VIVEK SHARMA	23	10	33	23.1	18	19	8	45	13.5	36.6	43.05882353
190	VRINDA JAIN	22	9	31	21.7	18	19	8	45	13.5	36.6	43.05882353
191	YASMEEN	15	9	24	16.8	19	18	9	45	13.5	35.2	41.41176471
192	YOGENDRA KUMAR	22	9	31	21.7	19	18	10	47	14.1	30.9	36.35294118
						20	19	9	48	14.4	36.1	42.47058824



Methodology of Assessment

Assessment for Learning

E-401

S.No	No. of Student (F)	Weightage	Fxn
1	No. of Students getting marks equal to or more than 60% (156)	3	468
2	No. of Students equal to or more than 40 % but less than 60% (36)	2	72
3	Less than 40% (0)	1	0
	$\Sigma f = 192$		$\Sigma fx = 540$

Average of attainment of Course outcome = $540/192 = 2.81$

Scaling of Course outcome = $2.81 \times 100/3 = 93.67\%$



(Handwritten signature)

B.Ed - 2020-21

Subject Name: Contemporary India & Education
Code: E-101

	Attainment	POs - 1	POs - 2	POs - 3	POs - 4	POs - 5	POs - 6	POs - 7
COs - 1	2.98	2	2	2	3	3	2	3
COs - 2		3	1	1	2	3	2	3
COs - 3		3	2	2	2	2	2	2
COs - 4		3	2	2	2	2	2	3
Average		2.75	1.75	1.75	2.25	2.50	2.00	2.75
Average Attainment		2.73	1.74	1.74	2.24	2.48	1.99	2.73

Subject Name: Philosophical & Sociological Perspective of Education
Code: E- 102

	Attainment	POs - 1	POs - 2	POs - 3	POs - 4	POs - 5	POs - 6	POs - 7
COs - 1	2.97	3	3	2	2	3	2	3
COs - 2		3	2	2	2	2	1	3
COs - 3		3	2	2	2	2	1	3
COs - 4		2	2	2	1	2	2	2
COs - 5		2	2	2	2	2	2	2
Average		2.6	2.2	2	1.8	2.2	1.6	2.6
Average Attainment		2.57	2.18	1.98	1.78	2.18	1.58	2.57

Subject Name: Growing up As A Learner
Code: E- 103

	Attainment	POs - 1	POs - 2	POs - 3	POs - 4	POs - 5	POs - 6	POs - 7
COs - 1	2.98	2	2	1	2	2	1	3
COs - 2		2	2	2	1	2	1	2
COs - 3		3	2	2	1	1	1	2
COs - 4		3	2	2	1	2	1	3
COs - 5		2	2	2	1	2	2	2
Average		2.4	2	1.8	1.2	1.8	1.2	2.4
Average Attainment		2.38	1.99	1.79	1.19	1.79	1.19	2.38

Subject Name: Teacher Teaching & Technology
Code: E- 104

	Attainment	POs - 1	POs - 2	POs - 3	POs - 4	POs - 5	POs - 6	POs - 7
COs - 1	2.97	2	3	1	1	1	1	3
COs - 2		2	2	1	1	1	1	2
COs - 3		3	2	1	1	2	1	3
COs - 4		3	3	2	2	2	2	3
COs - 5		3	2	2	2	2	2	3
Average		2.6	2.4	1.4	1.4	1.6	1.4	2.8
Average Attainment		2.57	2.38	1.39	1.39	1.58	1.39	2.77



Subject Name: Creating an Inclusive School
Code: E- 301

	Attainment	POs - 1	POs - 2	POs - 3	POs - 4	POs - 5	POs - 6	POs - 7
COs - 1	2.88	2	2	2	1	2	2	2
COs - 2		2	2	3	2	3	2	2
COs - 3		2	3	3	2	2	3	2
COs - 4		2	2	2	2	2	2	2
Average		2	2.25	2.5	1.75	2.25	2.25	2
Average Attainment		1.92	2.16	2.40	1.68	2.16	2.16	1.92

Subject Name: Gender School & Society
Code: E- 302

	Attainment	POs - 1	POs - 2	POs - 3	POs - 4	POs - 5	POs - 6	POs - 7
COs - 1	2.88	2	2	3	2	2	2	1
COs - 2		3	3	3	2	2	2	2
COs - 3		2	3	3	2	3	2	1
COs - 4		3	3	3	2	2	2	2
Average		2.5	2.75	3	2	2.25	2	1.5
Average Attainment		2.40	2.64	2.88	1.92	2.16	1.92	1.44

Subject Name: Knowledge Language & Curriculum
Code: E- 303

	Attainment	POs - 1	POs - 2	POs - 3	POs - 4	POs - 5	POs - 6	POs - 7
COs - 1	2.97	3	2	2	1	2	1	2
COs - 2		3	3	3	2	2	2	2
COs - 3		3	3	3	2	2	1	2
COs - 4		2	3	2	1	2	1	2
COs - 5		2	3	2	1	1	1	2
Average	2.6	2.8	2.4	1.4	1.8	1.2	2	
Average Attainment		2.57	2.77	2.38	1.39	1.78	1.19	1.98



Handwritten signature

Subject Name: Work Education Gandhi Ji's Nai Talim & Community Engagement
Code: E- 304

	Attainment	POs - 1	POs - 2	POs - 3	POs - 4	POs - 5	POs - 6	POs - 7
COs - 1	2.91	2	2	3	2	3	2	2
COs - 2		2	2	2	1	2	2	2
COs - 3		2	2	2	1	1	2	2
COs - 4		2	2	2	2	2	2	2
COs - 5		2	2	3	2	2	2	2
COs - 6		2	3	3	3	2	3	3
COs - 7		2	3	3	2	2	2	3
COs - 8		3	3	3	2	2	3	3
Average		2.13	2.38	2.63	1.88	2.00	2.25	2.38
Average Attainment		2.06	2.30	2.55	1.82	1.94	2.18	2.30

Subject Name: Assessment for Learning
Code: E- 401

	Attainment	POs - 1	POs - 2	POs - 3	POs - 4	POs - 5	POs - 6	POs - 7
COs - 1	2.81	3	2	1	1	1	1	3
COs - 2		2	3	2	1	1	2	3
COs - 3		3	2	2	1	1	2	2
COs - 4		3	2	1	1	1	1	3
COs - 5		3	2	1	1	1	1	2
Average		2.8	2.2	1.4	1	1	1.4	2.6
Average Attainment		2.62	2.06	1.31	0.94	0.94	1.31	2.44

Subject Name: Optional Paper *Environmental Studies*
Code: *503*

	Attainment	POs - 1	POs - 2	POs - 3	POs - 4	POs - 5	POs - 6	POs - 7
COs - 1	2.91	3	3	2	2	3	2	3
COs - 2		3	2	2	2	2	1	3
COs - 3		3	2	2	2	2	1	3
COs - 4		2	2	2	1	2	2	2
COs - 5		2	2	2	2	2	2	2
Average		2.6	2.2	2	1.8	2.2	1.6	2.6
Average Attainment		2.52	2.13	1.94	1.75	2.13	1.55	2.52



Handwritten signature or initials in blue ink.

Subject Name: Pedagogy of School Subject-1
Code: PC- 1

	Attainment	POs - 1	POs - 2	POs - 3	POs - 4	POs - 5	POs - 6	POs - 7
COs - 1	2.98	3	3	2	2	3	2	3
COs - 2		3	2	2	2	2	1	3
COs - 3		3	2	2	2	2	1	3
COs - 4		2	2	2	1	2	2	2
COs - 5		2	2	2	2	2	2	2
Average		2.6	2.2	2	1.8	2.2	1.6	2.6
Average Attainment		2.59	2.19	1.99	1.79	2.19	1.59	2.59

Subject Name: Pedagogy of School Subject-2
Code: PC- 2

	Attainment	POs - 1	POs - 2	POs - 3	POs - 4	POs - 5	POs - 6	POs - 7
COs - 1	2.98	3	2	2	1	2	1	2
COs - 2		3	3	3	2	2	2	2
COs - 3		3	3	3	2	2	1	2
COs - 4		2	3	2	1	2	1	2
COs - 5		2	3	2	1	1	1	2
Average		2.6	2.8	2.4	1.4	1.8	1.2	2
Average Attainment		2.58	2.78	2.38	1.39	1.79	1.19	1.99



Handwritten signature or initials in blue ink.

B.Ed. 2020-21

ASSESSMENT FOR PROGRAMME TARGET VALUE

Course Name	Course Code	PO 1	PO 2	PO 3	PO 4	PO 5	PO 6	PO 7
Contemporary India and Education	E-101	2.75	1.75	1.75	2.25	2.50	2.00	2.75
Philosophical and Sociological perspective of Education	E-102	2.60	2.20	2.00	1.80	2.20	1.60	2.60
Growing up as a Learner	E-103	2.40	2.00	1.80	1.20	1.80	1.20	2.40
Teacher, Teaching & Technology	E-104	2.60	2.40	1.40	1.40	1.60	1.40	2.80
Pedagogy of School Subject-I	PC-1	2.60	2.20	2.00	1.80	2.20	1.60	2.60
Pedagogy of School Subject-II	PC-2	2.60	2.80	2.40	1.40	1.80	1.20	2.00
Creating & Inclusive School	E-301	2.00	2.25	2.50	1.75	2.25	2.25	2.00
Gender School & Society	E-302	2.50	2.75	3.00	2.00	2.25	2.00	1.50
Knowledge Language & Curriculum	E-303	2.60	2.80	2.40	1.40	1.80	1.20	2.00
Work Education Gandhi Ji's Nai Talim & Community	E-304	2.13	2.38	2.63	1.88	2.00	2.25	2.38
Assessment for Learning	E-401	2.80	2.20	1.40	1.00	1.00	1.40	2.60
Optional Paper	PC-4	2.60	2.20	2.00	1.80	2.20	1.60	2.60
Average Target Values		2.52	2.33	2.11	1.64	1.97	1.64	2.35



Handwritten signature or initials.

ASSESSMENT OF ATTAINMENT FOR PROGRAMME OUTCOME

Course Name	Course Code	CO Attainment	PO 1	PO 2	PO 3	PO 4	PO 5	PO 6	PO 7
Contemporary India and Education	E-101	2.98	2.73	1.74	1.74	2.24	2.48	1.99	2.73
Philosophical and Sociological perspective of Education	E-102	2.97	2.57	2.18	1.98	1.78	2.18	1.58	2.57
Growing up as a Learner	E-103	2.98	2.38	1.99	1.79	1.19	1.79	1.19	2.38
Teacher, Teaching & Technology	E-104	2.97	2.57	2.38	1.39	1.39	1.58	1.39	2.77
Pedagogy of School Subject-I	PC-1	2.98	2.59	2.19	1.99	1.79	2.19	1.59	2.59
Pedagogy of School Subject-II	PC-2	2.98	2.58	2.78	2.38	1.39	1.79	1.19	1.99
Creating & Inclusive School	E-301	2.88	1.92	2.16	2.40	1.68	2.16	2.16	1.92
Gender School & Society	E-302	2.88	2.40	2.64	2.88	1.92	2.16	1.92	1.44
Knowledge Language & Curriculum	E-303	2.97	2.57	2.77	2.38	1.39	1.78	1.19	1.98
Work Education Gandhi Ji's Nai Talim & Community	E-304	2.91	2.06	2.30	2.55	1.82	1.94	2.18	2.30
Assessment for Learning	E-401	2.81	2.62	2.06	1.31	0.94	0.94	1.31	2.44
Optional Paper	PC-4	2.91	2.52	2.13	1.94	1.75	2.13	1.55	2.52
PO Attainment through Results			2.45	2.28	2.06	1.61	1.93	1.60	2.30



ypr

80 % of PO Attainment through results (A)											
Alumni Survey	1.96	1.82	1.65	1.29	1.54	1.28	1.84				
10 % of Alumni Survey (B)	2.4	2.6	2.9	2.4	2.4	2.5	2.6				
Employer/ Professional Survey	0.24	0.26	0.29	0.24	0.24	0.25	0.26				
10 % of Employer Survey (C)	2.4	2.5	2.5	2.6	2.6	2.5	2.4				
PO Attainment Value A+B+C	0.24	0.25	0.25	0.26	0.26	0.25	0.24				
Target Value	2.44	2.33	2.19	1.79	2.04	1.78	2.34				
Gap Value	2.52	2.33	2.11	1.64	1.97	1.64	2.35				
Programme Attainment Status	-0.08	0.00	0.08	0.15	0.07	0.14	-0.01				
	yes	yes	yes	yes	yes	yes	yes				

GAP MANAGEMENT STRATEGY FOR PROGRAMME OUTCOMES

PO	GAP VALUE	STRATEGY
PO1	0.08	WILL WORK TO MEET OUT THE GAP
PO7	0.01	WILL WORK FOR PROBLEM ANALYSIS



Yes

Methodology of Assessment

Pedagogy of School Subject-1

PC-1

S.No	No. of Student (F)	Weightage	Fxn
1	No. of Students getting marks equal to or more than 60% (142)	3	426
2	No. of Students equal to or more than 40 % but less than 60% (3)	2	3
3	Less than 40% (0)	1	0
	$\Sigma f = 145$		$\Sigma fx = 432$

Average of attainment of Course outcome = $432/145 = 2.98\%$

Scaling of Course outcome = $2.98 \times 100/3 = 99.33 \%$



Methodology of Assessment

Pedagogy of School Subject-2

PC-2

S.No	No. of Student (F)	Weightage	Fxn
1	No. of Students getting marks equal to or more than 60% (142)	3	426
2	No. of Students equal to or more than 40 % but less than 60% (3)	2	6
3	Less than 40% (0)	1	0
	$\Sigma f = 145$		$\Sigma fx = 432$

Average of attainment of Course outcome = $432/145 = 2.98\%$

Scaling of Course outcome = $2.98 \times 100/3 = 99.33 \%$



Handwritten signature

Methodology of Assessment

Optional Paper

Environmental Studies

E-503

S.No	No. of Student (F)	Weightage	Fxn
1	No. of Students getting marks equal to or more than 60% (175)	3	525
2	No. of Students equal to or more than 40 % but less than 60% (17)	2	34
3	Less than 40% (0)	1	0
	$\Sigma f = 192$		$\Sigma fx = 559$

Average of attainment of Course outcome = $559/192 = 2.91\%$

Scaling of Course outcome = $2.91 \times 100/3 = 97\%$



C. G. K.